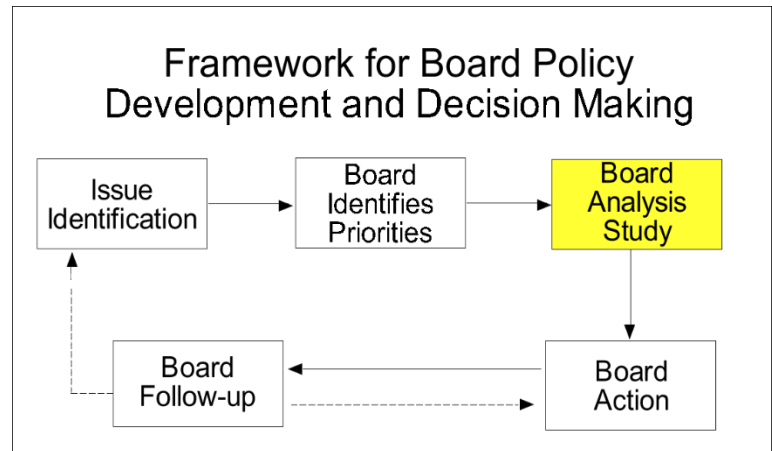


Iowa State Board of Education

Executive Summary

May 9, 2024




- Agenda Item:** English Language Arts Standards Revision First Read
- State Board Priority:** Promote equity in in education by closing achievement and opportunity gaps.
- State Board Role/Authority:** Iowa Code 2024, Section 256.7, subsection 26 and 28 direct the State Board to adopt content standards for English language arts education.
- Presenter(s):** Leigh Bellville, Education Program Consultant
Bureau of Learner Strategies and Supports
- Wanda Steuri, Education Program Consultant
Bureau of Learner Strategies and Supports
- Attachment(s):** One
- Recommendation:** It is recommended that the State Board hear and discuss this information.
- Background:** The State Board adopted minimal revisions to the standards for English Language Arts & Literacy in History/Social Studies, Science, and Technical Subjects in 2016. The Department engaged stakeholders in an analysis and review and proposed the revised draft of the Iowa Academic Standards for English Language Arts & Literacy in History/Social Studies, Science, and Technical Subjects.

DRAFT

IOWA ACADEMIC STANDARDS FOR

English Language Arts & Literacy in History/Social Studies, Science, and Technical Subjects



June 2024

Contents

| | |
|---|----|
| Introduction..... | 3 |
| The Science of Reading..... | 3 |
| Shifts for College and Career Readiness Standards in English Language Arts/Literacy..... | 4 |
| Key Design Considerations..... | 4 |
| Design Limitations of the Standards..... | 5 |
| Key Features of the Standards..... | 5 |
| How to Read This Document..... | 7 |
| The Role and Importance of Cognitive Complexity..... | 7 |
| Standard 10: Range, Quality, and Complexity of Student Reading..... | 10 |
| Students Who are College and Career Ready in Reading, Writing, Speaking, Listening, and Language..... | 11 |
| Additional Information..... | 12 |
| Standards for English Language Arts (K–5)..... | 13 |
| College and Career Readiness Anchor Standards for Reading..... | 13 |
| Reading Standards for Literature K–5..... | 14 |
| Reading Standards for Informational Text K–5..... | 18 |
| Reading and Writing Standards: Foundational Skills (K–5)..... | 22 |
| College and Career Readiness Anchor Standards for Writing..... | 26 |
| Writing Standards K–5..... | 27 |
| College and Career Readiness Anchor Standards for Speaking and Listening..... | 32 |
| Speaking and Listening Standards K-5..... | 33 |
| College and Career Readiness Anchor Standards for Language..... | 36 |
| Language Standards K–5..... | 37 |
| Standards for English Language Arts (6–12)..... | 43 |
| College and Career Readiness Anchor Standards for Reading..... | 43 |
| Reading Standards for Literature 6–12..... | 44 |
| Reading Standards for Informational Text 6–12..... | 48 |
| College and Career Readiness Anchor Standards for Writing..... | 52 |
| Writing Standards 6–12..... | 53 |
| College and Career Readiness Anchor Standards for Speaking and Listening..... | 61 |
| Speaking and Listening Standards 6–12..... | 62 |
| College and Career Readiness Anchor Standards for Language..... | 66 |
| Language Standards 6-12..... | 67 |
| Standards for Literacy in History/Social Studies, Science, and Technical Subjects (6–12)..... | 72 |
| College and Career Readiness Anchor Standards for Reading..... | 72 |
| Reading Standards for Literacy in History/Social Studies 6–12..... | 73 |
| Reading Standards for Literacy in Science and Technical Subjects 6–12..... | 75 |
| College and Career Readiness Anchor Standards for Writing..... | 77 |
| Writing Standards for Literacy in History/Social Studies, Science, and Technical Subjects 6–12..... | 78 |
| References..... | 82 |

Introduction

The Iowa Academic State Standards for English Language Arts & Literacy in History/Social Studies, Science, and Technical Subjects (“the Standards”) are intended to ensure that all students are college and career ready in literacy no later than the end of high school.

The Standards draw on international models, research, and input from numerous sources, including state departments of education, scholars, assessment developers, professional organizations, educators from kindergarten through college, and parents, students, and other members of the public. In their design and content, the Standards represent the best elements of standards-related work to date.

The Standards are research and evidence-based, aligned with college and work expectations, and rigorous. A particular standard was included in the document only when the best available evidence indicates that its mastery is essential for college and career readiness in a globally competitive society.

The Standards set requirements for English language arts (ELA) and literacy in history/social studies, science, and technical subjects. Just as students must learn to read, write, speak, listen, and use language effectively in a variety of content areas, so too must the Standards specify the literacy skills and understandings required for college and career readiness in multiple disciplines. Literacy standards for grade 6 and above are based on teachers of ELA, history/social studies, science, and technical subjects using their content area expertise to help students meet the particular challenges of reading, writing, speaking, listening, and language in their respective fields. It is important to note that the 6–12 literacy standards in history/social studies, science, and technical subjects are not meant to replace content standards in those areas but rather support them.

The Standards also lay out a vision of what it means to be a literate person. The skills and understandings students are expected to demonstrate are not just for academic success but for real-world application. Students who meet the Standards are attentive readers who understand and enjoy complex works of literature and effective communicators who can express themselves in any setting. Students who meet the Standards develop the skills in reading, writing, speaking, and listening that are the foundation for any creative and purposeful expression in language, both in and outside the classroom or workplace.

The Science of Reading

The Iowa Department of Education recognizes the importance of the science of reading to support students in achieving the College and Career Readiness (CCR) Standards. The definition for the science of reading adopted by the Iowa Department of Education follows.

The Science of Reading is a vast body of research from multiple fields (i.e., education, linguistics, psychology, neuroscience) and derives from multiple studies that explain how individuals learn to read and the practices most effective in maximizing student literacy outcomes. This body of research informs the “what” and “how” of teaching literacy (reading and writing). It also informs the focus of teacher preparation programs, the instructional materials districts select, and the professional learning most likely to impact teaching and learning.

The Science of Reading is not a philosophy, a specific program, or a single method of teaching or component of instruction. While scientifically based reading research is supported by state ([Iowa Code 279.68\(2a\)](#)) and federal policy ([Public Law 114-95](#)), the Science of Reading is a nonpartisan topic; it is based on what is most effective in teaching reading and writing.

(Iowa Department of Education, 2024)

Shifts for College and Career Readiness Standards in English Language Arts/Literacy

Complexity

- The Standards ask students to practice regularly with complex text and its academic language to be ready for the demands of college and careers.

Evidence

- As students read, write, and speak, the Standards require the questions asked and the replies given to be grounded in evidence from literary and informational text.

Knowledge

- The Standards build students' knowledge through the use of content-rich nonfiction.
- Fulfilling the standards requires a balance of literary and informational text.

Key Design Considerations

College and Career Readiness (CCR) anchor standards

- Provide continuity for student learning within and across the standards.
- Define general, cross-disciplinary literacy expectations.
- Prepare students to enter college and workforce training programs ready to succeed.
- Blend research and media skills into the standards as a whole.
- Correspond with accompanying grade-specific standards, translating the broader CCR statement into grade-appropriate end-of-year expectations.

Grade-specific standards

- K-8 standards include individual standards for each anchor standard at each grade level.
- 9-12 standards use two-year bands (9-10) (11-12).
 - Allow schools and districts flexibility in high school course design.
- Define end-of-year expectations.
- Cumulative progression designed to enable students to meet college and career readiness expectations no later than the end of high school.
- Students are expected to
 - Meet each year's grade-specific standards.
 - Retain or further develop skills and understandings mastered in preceding grades.
 - Work steadily toward meeting the College and Career Readiness (CCR) standards.

A focus on results rather than means

- Standards leave room for teachers, curriculum developers, and schools to determine how the goals should be reached.

An integrated model of literacy

- Standards are divided into strands (reading, writing, speaking and listening, and language).
- Standards are not intended to be taught in isolation.

Focus and coherence in instruction and assessment

- Standards delineate specific expectations in reading, writing, speaking, listening, and language, though each standard need not be a separate focus for instruction and assessment.
- Several standards can be addressed by a single rich task.

Research and media skills blended into the Standards as a whole

- Conducting original research, students are to gather, comprehend, evaluate, synthesize, and report on information and ideas, solve problems, and analyze and create a range of print and nonprint text in media formats.

Shared responsibility for students' literacy development

- Interdisciplinary approach to literacy
 - K–5 standards
 - Include expectations for reading, writing, speaking, listening, and language applicable to a range of subjects, including but not limited to ELA.
 - 6–12 standards
 - Divided into two sections: one for ELA and the other for history/social studies, science, and technical subjects.
 - Each section is taught by teachers from varying content areas.
- Several standards can be addressed by a single rich task.
- Students can develop skills and exhibit mastery of standards for reading and writing across a range of texts.

Design Limitations of the Standards

The Standards cannot dictate or design comprehensive quality instruction. There are several design limitations to be considered:

- The Standards define what all students are expected to know and be able to do.
- The Standards do not determine how teachers should teach.
- The Standards are intended to be complemented by a well-developed, content-rich curriculum consistent with the expectations laid out in this document.
- The Standards are meant to articulate what is most essential, not to provide an exhaustive list or restrictions on what can be taught.
- The Standards do not define advanced work for students who meet the Standards.
- The Standards do not define intervention methods or materials for students well below or well above grade level.
- The Standards do not define the full range of support for English language learners.
- The Standards should also be read as allowing for the widest possible range of students to participate fully from the outset and as permitting appropriate scaffolding and accommodations to ensure maximum participation of students with special education needs.
- The Standards should be implemented within rigorous academic preparation across a wide variety of learning objectives and content areas.

Key Features of the Standards

Reading: Text complexity and the growth of comprehension

- Grade-by-grade “staircase” of increasing text complexity that rises from beginning reading to the college and career readiness level

Writing: Text types, responding to reading, and research

- Some writing skills are applicable to many types of writing
 - the ability to plan, revise, edit, and publish
- Other skills are more properly defined in terms of specific writing types
 - arguments, informative/explanatory texts, and narratives

Speaking and Listening: Flexible communication and collaboration

- Require students to develop a range of oral communication and interpersonal skills

- Students learn to
 - work together
 - express and listen carefully to ideas
 - integrate information from oral, visual, quantitative, and media sources
 - evaluate what they hear
 - use media and visual displays strategically to help achieve communicative purposes
 - adapt speech to audience, context and task.

Language: Conventions, effective use, and vocabulary

- Include the essential “rules” of standard written and spoken English
- Approach language as a matter of craft and informed choice among alternatives
- Vocabulary standards focus on
 - understanding words and phrases: relationships and nuances
 - acquiring and applying new vocabulary: general academic and domain-specific words and phrases

Distribution of Literary and Informational Text Types

The Standards aim to align instruction with this framework so that many more students than at present can meet the requirements of college and career readiness.

- The 2022 and 2024 reading framework for the National Assessment of Educational Progress (NAEP) requires a high and increasing proportion of informational text on its assessments as students advance through the grades. The revised standards for English Language Arts are aligned with this framework, equipping all students to meet these text complexity demands of college and career readiness.

Distribution of Literary and Informational Passages by Grade in the 2022 and 2024 NAEP Reading Framework (Page 12)

| Grade | Literacy | Informational |
|-------|----------|---------------|
| 4 | 50% | 50% |
| 8 | 45% | 55% |
| 12 | 30% | 70% |

Source: National Assessment Governing Board. (2022,2024). Reading Assessment Framework for the 2022 and 2024 National Assessment of Educational Progress. Washington, DC: U.S. US Government Printing Office.

Distribution of Communicative Purposes in Writing

It follows that writing assessments aligned with the Standards should adhere to the distribution of writing purposes across grades outlined by NAEP.

- The 2017 NAEP outlines a distribution across the grades of the purposes and types of student writing.

Distribution of Communicative Purposes by Grade in the 2017 NAEP Writing Framework (Page 9)

| Purpose | Grade 4 | Grade 8 | Grade 12 |
|----------------------|---------|---------|----------|
| To Persuade | 30% | 35% | 40% |
| To Explain | 35% | 35% | 40% |
| To Convey Experience | 35% | 30% | 20% |

Source: National Assessment Governing Board. (2017). Writing framework for the 2017 National Assessment of Educational Progress. Washington, DC: U.S. US Government Printing Office.

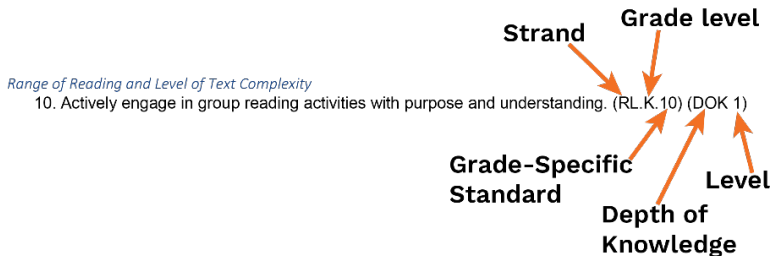
How to Read This Document

Overall Document Organization

The Standards are organized into three main sections:

- A comprehensive K–5 section
- Two content area–specific sections for grades 6–12
 - one for ELA
 - one for history/social studies, science, and technical subjects

There are three appendices and one supplemental document accompanying the main document.



1. Each section listed above is divided into strands.
 - ELA – Literacy Strands - Grades K-12
 - RL– Reading: Literature
 - RI – Reading: Informational Text
 - RF – Reading: Foundational Skills (K-5)
 - WF - Writing Foundational Skills (K-5)
 - W – Writing
 - SL – Speaking and Listening
 - L – Language
 - Additional Literacy Strands - Grades 6-12
 - RH – Reading: History/Social Studies
 - RST – Reading: Science and Technical Subjects
 - WHST – Writing: History/Social Studies, Science, and Technical Subjects
2. Standards for each grade follow the College and Career Readiness (CCR) Anchor Standards.
 - Each grade-specific standard corresponds to the same-numbered CCR anchor standard.
3. Individual standards can be identified by the code used above.
4. The Depth of Knowledge (DOK) is added to the end of the standard for clarity with academic rigor.

The Role and Importance of Cognitive Complexity

Reading DOK Levels

Reading Level 1

Requires students to

- Recite facts or use simple skills or abilities.
- Read with a basic comprehension of a text.
- Understand the text at a basic or shallow level.
 - recall and support ideas using text evidence.
 - paraphrase specific details from the text.
 - understand single words or phrases.
- Use reference materials to find the meanings of words.
- Recognize figurative language in a reading passage.

*The list above are some examples that include but are not limited to all of Level 1 performance.

Reading Level 2

Requires students to

- Engage in mental processing beyond basic recall or reproduction of a response, in addition to skills and concepts covered in Level 1.
- Comprehend and process a text or portion of text. Inter-sentence analysis of inference is required.
- Recognize important concepts, but not in a complex way. Literal main ideas are stressed.
- Summarize, interpret, infer, classify, organize, collect, display, compare, and determine whether fact or opinion.
- Develop a closer understanding of text, possibly through the item's paraphrasing of both the question and the answer.
- Use context cues to identify the meaning of unfamiliar words, phrases, and expressions that could otherwise have multiple meanings.
- Predict a logical outcome based on information in a reading selection.
- Identify and summarize the major events in a narrative.

*The list above are some examples that include but are not limited to all of Level 2 performance.

Reading Level 3

Requires students to

- Develop text analysis skills, in addition to skills and concepts covered in Levels 1 and 2.
- Demonstrate an ability to go beyond the text while showing an understanding of the ideas in the text.
- Explain, generalize, or connect ideas.
- Develop and connect reasoning and planning.
- Demonstrate an ability to support their thinking. Items may involve abstract theme identification, inference across an entire passage, or application of prior knowledge. Items may also involve more superficial connections between texts.
- Explain or recognize how the author's purpose affects the interpretation of a reading selection.
- Summarize information from multiple sources to address a specific topic.
- Analyze and describe the characteristics of various types of literature.

*The list above are some examples that include but are not limited to all of Level 3 performance.

Reading Level 4

Requires students to

- Develop higher-order thinking skills, in addition to skills and concepts covered in Levels 1, 2, and 3.
- Transfer information from at least one passage of a text and apply to a new task.
- Develop hypotheses and perform complex analyses of the connections among texts.
- Analyze and synthesize information from multiple sources.
- Examine and explain alternative perspectives across a variety of sources.
- Describe and illustrate how common themes are found across texts from different cultures.

*The list above are some examples that include but are not limited to all of Level 4 performance.

Writing DOK Levels

Writing Level 1

Requires students to

- Write or recite simple facts. The focus of this writing or recitation is not on complex synthesis or analysis but on basic ideas.
- List ideas or words, as in a brainstorming activity, prior to written composition.
- Engage in a simple spelling or vocabulary assessment or write simple sentences.
- Write, speak, and edit using the conventions of Standard English (This includes using appropriate grammar, punctuation, capitalization, and spelling.)
- Demonstrate a basic understanding and appropriate use of such reference materials as a dictionary, thesaurus, or Web site.
- Apply the use of punctuation marks correctly.
- Identify Standard English grammatical structures, including the correct use of verb tenses.

*The list above are some examples that include but are not limited to all of Level 1 performance.

Writing Level 2

Requires students to

- Develops mental processes in addition to skills and concepts covered in Level 1.
- Engage in first-draft writing or impromptu speaking for a limited number of purposes and audiences.
- Connect ideas using a simple organizational structure (e.g., note-taking, outlining, or simple summaries) (Text may be limited to one paragraph.)
- Construct or edit compound or complex sentences, with attention to the correct use of phrases and clauses.
- Use simple organizational strategies to structure written work.
- Write summaries containing the main idea of the reading selection and pertinent details.

*The list above are some examples that include but are not limited to all of Level 2 performance.

Writing Level 3

Requires students to

- Use higher-level mental processing, in addition to skills and concepts covered in Levels 1 and 2.
- Engage in developing compositions that include multiple paragraphs.
- Develop compositions that include complex sentence structure and demonstrate some synthesis and analysis.
- Show awareness of their audience and purpose through focus, organization, and the use of appropriate compositional elements.
- Demonstrate the use of appropriate compositional elements, including addressing chronological order in a narrative or including supporting facts and details in an informational report.
- Engage in editing and revising to improve the quality of the composition.
 - Support ideas with details and examples.
 - Use voice appropriate to the purpose and audience.
 - Edit writing to produce a logical progression of ideas.

*The list above are some examples that include but are not limited to all of Level 3 performance.

Writing Level 4

Requires students to:

- Apply higher-level thinking central to Level 4, in addition to skills and concepts covered in Levels 1, 2 and 3.
- Synthesize and analyze complex ideas or themes in multi-paragraph compositions.
- Demonstrate use and deep awareness of purpose and audience (e.g., informational papers include hypotheses and supporting evidence).
- Create compositions that demonstrate a distinct voice and stimulate the reader or listener to consider new perspectives on the ideas and themes addressed.
- Write an analysis of two selections, identifying the common theme and generating an appropriate purpose for both.

*The list above are some examples that include but are not limited to all of Level 4 performance.

Standard 10: Range, Quality, and Complexity of Student Reading

Measuring Text Complexity: A Three-part Model

As the graphic below indicates, the Standards' model of text complexity consists of three equally important parts.

Qualitative dimensions of text complexity:

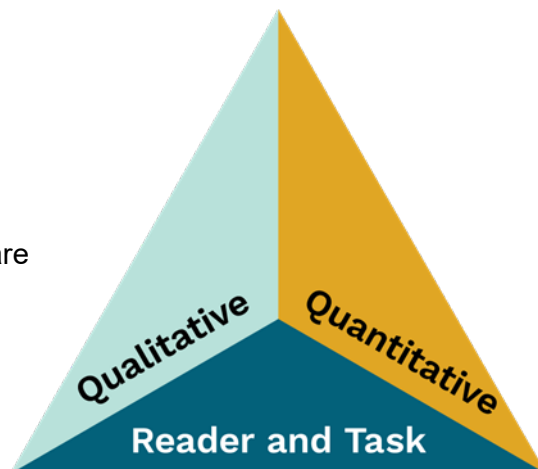
- Aspects measured by an attentive human reader
 - meaning or purpose
 - structure
 - language conventionality and clarity
 - knowledge demands

Quantitative dimensions of text complexity:

- Aspects measure for readability typically by computer software
 - word length or frequency
 - sentence length
 - text cohesion

Reader and task considerations:

- Reader and task variables that impact text complexity
 - previous knowledge and experiences
 - assigned task
 - questions posed



Adapted from Council of Chief State School Officers & National Governors Association. (2010)

Additional consideration: Range of Text Types for 6-12

Students in 6-12 apply the reading standards to texts selected from a broad range of cultures and periods.

Students Who are College and Career Ready in Reading, Writing, Speaking, Listening, and Language

The following descriptions are not standards but offer a portrait of students who meet the standards set out in this document.

They demonstrate independence.

- Students can, without significant scaffolding, comprehend and evaluate complex texts across a range of types and disciplines.
- Students can construct effective arguments and convey intricate or multifaceted information.
- Students can independently discern a speaker's key points, request clarification, and ask relevant questions.
- Students can build on others' ideas, articulate their own ideas, and confirm that they have been understood.
- Students can demonstrate command of standard English and acquire and use a wide-ranging vocabulary.
- Students become self-directed learners, effectively seeking out and using resources to assist them, including teachers, peers, and print and digital reference materials.

They build strong content knowledge.

- Students establish a knowledge base across a wide range of subject matter by engaging with works of quality and substance.
- Students become proficient in new areas through research and study.
- Students read purposefully and listen attentively to gain general knowledge and discipline-specific expertise.
- Students refine and share their knowledge through writing and speaking.

They respond to the varying demands of audience, task, purpose, and discipline.

- Students adapt their communication in relation to audience, task, purpose, and discipline.
- Students set and adjust purpose for reading, writing, speaking, listening, and language use as warranted by the task.
- Students appreciate nuances, such as how the composition of an audience should affect tone when speaking and how the connotations of words affect meaning.
- Students know that different disciplines call for different types of evidence (e.g., documentary evidence in history, experimental evidence in science).

They comprehend as well as critique.

- Students are engaged and open-minded—but discerning—readers and listeners.
- Students work diligently to understand what an author or speaker is saying precisely.
- Students question an author's or speaker's assumptions and premises and assess the veracity of claims and the soundness of reasoning.

They value evidence.

- Students cite specific evidence when offering an oral or written interpretation of a text.
- Students use relevant evidence when supporting their points in writing and speaking, making their reasoning clear to the reader or listener.
- Students constructively evaluate others' use of evidence.

They use technology and digital media strategically and capably.

- Students employ technology thoughtfully to enhance their reading, writing, speaking, listening, and language use.
- Students tailor their searches online to acquire useful information efficiently.
- Students integrate what they learn using technology with what they learn offline.
- Students are familiar with the strengths and limitations of various technological tools and mediums.
- Students can select and use those best suited to their communication goals.

They come to understand other perspectives and cultures.

- Students appreciate that the twenty-first-century classroom and workplace are settings where people from often widely divergent cultures, representing diverse experiences and perspectives, must learn and work together.
- Students actively seek to understand other perspectives and cultures through reading and listening.
- Students can communicate effectively with people of varied backgrounds.
- Students evaluate other points of view critically and constructively.
- Students can vicariously inhabit worlds and have experiences much different than their own through reading great classic and contemporary works of literature representative of a variety of periods, cultures, and worldviews.

Additional Information

For additional information on understanding the implementation of the Standards, refer to the following resources, which are provided by the National Governors Association Center for Best Practices and Council of Chief State School Officers and are available on the Iowa Department of Education Standards page.

[Appendix A](#)

- This appendix contains a review of the research that supports the important shift of reading complex text for success in college and career.

[Supplemental Information for Appendix A](#)

- This document provides updated information on the quantitative, qualitative, and reader task analysis as they contribute to text complexity and lead to text selection.

[Appendix B](#)

- This appendix contains excerpts from sample texts that are grade level and grade appropriate and sample performance tasks, helping educators select similar texts considering complexity, quality, and range.

[Appendix C](#)

- This appendix includes samples of student writing for each grade level, including argument/opinion, informative/explanatory, and narrative.

Standards for English Language Arts (K–5)

College and Career Readiness Anchor Standards for Reading

The K–5 standards on the following pages define what students should understand and be able to do by the end of each grade. They correspond to the College and Career Readiness (CCR) anchor standards below by number. The CCR and grade-specific standards are necessary complements—the former providing broad standards, the latter providing additional specificity—that together define the skills and understandings that all students must demonstrate.

Key Ideas and Details

1. Read closely to determine what the text says explicitly and to make logical inferences from it; cite specific textual evidence when writing or speaking to support conclusions drawn from the text.
2. Determine central ideas or themes of a text and analyze their development; summarize the key supporting details and ideas.
3. Analyze how and why individuals, events, and ideas develop and interact over the course of a text.

Craft and Structure

4. Interpret words and phrases as they are used in a text, including determining technical, connotative, and figurative meanings, and analyze how specific word choices shape meaning or tone.
5. Analyze the structure of texts, including how specific sentences, paragraphs, and larger portions of the text (e.g., a section, chapter, scene, or stanza) relate to each other and the whole.
6. Assess how point of view or purpose shapes the content and style of a text.

Integration of Knowledge and Ideas

7. Integrate and evaluate content presented in diverse media and formats, including visually and quantitatively, as well as in words.*
8. Delineate and evaluate the argument and specific claims in a text, including the validity of the reasoning as well as the relevance and sufficiency of the evidence.
9. Analyze how two or more texts address similar themes or topics in order to build knowledge or to compare the approaches the authors take.

Range of Reading and Level of Text Complexity

10. Read and comprehend complex literary and informational texts independently and proficiently.

*See “Research to Build and Present Knowledge” in Writing and “Comprehension and Collaboration” in Speaking and Listening for additional standards relevant to gathering, assessing, and applying information from print and digital sources.

Note on range and content of student reading

To build a foundation for college and career readiness, students must read widely and deeply from among a broad range of high-quality, increasingly challenging literary and informational texts. Through extensive reading of stories, dramas, poems, and myths and exposure to visual media from diverse cultures and different time periods, students gain literary and cultural knowledge as well as familiarity with various text structures and elements. By reading texts in history/social studies, science, and other disciplines, students build a foundation of knowledge in these fields that will also give them the background to be better readers in all content areas. Students can only gain this foundation when the curriculum is intentionally and coherently structured to develop rich content knowledge within and across grades. Students also acquire the habits of reading independently and closely, which are essential to their future success.

Reading Standards for Literature K–5

The following standards offer a focus for instruction each year and help ensure that students gain adequate exposure to a range of texts and tasks. Rigor is also infused through the requirement that students read increasingly complex texts through the grades. *Students advancing through the grades are expected to meet each year’s grade-specific standards and retain or further develop skills and understandings mastered in preceding grades.*

Kindergarten

Key Ideas and Details

1. With prompting and support, ask and answer questions about key details in a text. (RL.K.1) (DOK 1)
2. With prompting and support, retell familiar stories, including key details. (RL.K.2) (DOK 1)
3. With prompting and support, identify characters, settings, and major events in a story. (RL.K.3) (DOK 1)

Craft and Structure

4. Ask and answer questions about unknown words in a text. (RL.K.4) (DOK 1,2)
5. Recognize common types of texts (e.g., storybooks, poems). (RL.K.5) (DOK 1)
6. With prompting and support, name the author and illustrator of a story and define the role of each in telling the story. (RL.K.6) (DOK 1)

Integration of Knowledge and Ideas

7. With prompting and support, describe the relationship between illustrations and the story in which they appear (e.g., what moment in a story an illustration depicts). (RL.K.7) (DOK 2)
8. (Not applicable to literature) (RL.K.8)
9. With prompting and support, compare and contrast the adventures and experiences of characters in familiar stories. (RL.K.9) (DOK 2)

Range of Reading and Level of Text Complexity

10. Actively engage in group reading activities with purpose and understanding. (RL.K.10) (DOK 1)

Grade 1

Key Ideas and Details

1. Ask and answer questions about key details in a text. (RL.1.1) (DOK 1,2)
2. Retell stories, including key details, and demonstrate understanding of their central message or lesson. (RL.1.2) (DOK 1,2)
3. Describe characters, settings, and major events in a story, using key details. (RL.1.3) (DOK 1)

Craft and Structure

4. Identify words and phrases in stories or poems that suggest feelings or appeal to the senses. (RL.1.4) (DOK 1,2)
5. Explain major differences between books that tell stories and books that give information, drawing on a wide reading of a range of text types. (RL.1.5) (DOK 2,3)
6. Identify who is telling the story at various points in a text. (RL.1.6) (DOK 2)

Integration of Knowledge and Ideas

7. Use illustrations and details in a story to describe its characters, setting, or events. (RL.1.7) (DOK 2)
8. (Not applicable to literature) (RL.1.8)
9. Compare and contrast the adventures and experiences of characters in stories. (RL.1.9) (DOK 2)

Range of Reading and Level of Text Complexity

10. With prompting and support, read stories and poetry of appropriate complexity for grade 1. (RL.1.10) (DOK 1)

Grade 2

Key Ideas and Details

1. Ask and answer such questions as *who*, *what*, *where*, *when*, *why*, and *how* to demonstrate understanding of key details using evidence from the text. (RL.2.1) (DOK 1,2)
2. Recount and determine the central message, lesson or moral of stories including but not limited to fables and folktales from diverse cultures. (RL.2.2) (DOK 2)
3. Describe how characters in a story respond to major events and challenges drawing on key details. (RL.2.3) (DOK 2)

Craft and Structure

4. Describe how words and phrases (e.g., regular beats, alliteration, rhymes, repeated lines) supply rhythm and meaning in a story, poem, or song. (RL.2.4) (DOK 2)
5. Describe the overall structure of a story, including describing how the beginning introduces the story, how the middle progresses the plot, and how the ending concludes the action. (RL.2.5) (DOK 2,3)
6. Acknowledge differences in the points of view (perspective) of characters, including by speaking in a different voice for each character when reading dialogue aloud. (RL.2.6) (DOK 2)

Integration of Knowledge and Ideas

7. Use information gained from the illustrations and words in a story to demonstrate understanding of its characters, setting, or plot. (RL.2.7) (DOK 2)
8. (Not applicable to literature) (RL.2.8)
9. Compare and contrast two or more versions of the same story by different authors or from different cultures. (RL.2.9) (DOK 3)

Range of Reading and Level of Text Complexity

10. By the end of the year, read and comprehend literature, including stories and poetry, in the grades 2-3 text complexity band proficiently, with scaffolding as needed at the high end of the range. (RL.2.10) (DOK 1,2)

Grade 3

Key Ideas and Details

1. Ask and answer questions to demonstrate understanding of a text, referring explicitly to the text as the basis for the answers. (RL.3.1) (DOK 1,2,3)
2. Recount and determine the central message, lesson, or moral of fables, folktales, and myths from diverse cultures and explain how it is conveyed through key details in the text. (RL.3.2) (DOK 2,3)
3. Describe characters in a story (e.g., their traits, motivations, or feelings) and explain how their actions contribute to the sequence of events. (RL.3.3) (DOK 1,2,3)

Craft and Structure

4. Determine the meaning of words and phrases as they are used in a text, distinguishing literal from nonliteral language. (RL.3.4) (DOK 2,3)
5. Refer to parts of stories, dramas, and poems when writing or speaking about a text, using terms such as chapter, scene, and stanza; describe how each successive part builds on earlier sections. (RL.3.5) (DOK 2,3)
6. Compare and contrast their own point of view (perspective) from that of the narrator or those of the characters. (RL.3.6) (DOK 2,3)

Integration of Knowledge and Ideas

7. Explain how specific aspects of a text's illustrations contribute to what is conveyed by the words in a story (e.g., create mood, emphasize aspects of a character, or setting). (RL.3.7) (DOK 2,3)
8. (Not applicable to literature) (RL.3.8)
9. Compare and contrast the settings, plots, and themes of stories written by the same author about the same or similar characters (e.g., in books from a series). (RL.3.9) (DOK 3,4)

Range of Reading and Level of Text Complexity

10. By the end of the year, read and comprehend literature, including stories, dramas, and poetry, at the high end of the grades 2–3 text complexity band independently and proficiently. (RL.3.10) (DOK 1,2)

Grade 4

Key Ideas and Details

1. Refer to details and examples in a text when explaining what the text says explicitly and when drawing inferences. (RL.4.1) (DOK 1,2,3)
2. Determine a theme of a story, drama, or poem from details in the text; summarize the text. (RL.4.2) (DOK 2,3)
3. Describe in depth a character, setting, or event in a story or drama, drawing on specific details in the text (e.g., a character's thoughts, words, or actions). (RL.4.3) (DOK 2,3)

Craft and Structure

4. Determine the meaning of words and phrases as they are used in a text, including those that allude to significant characters. (RL.4.4) (DOK 2,3)
5. Explain major differences between poems, drama, and prose, and refer to the structural elements of poems (e.g., verse, rhythm, meter) and drama (e.g., casts of characters, settings, descriptions, dialogue, stage directions) when writing or speaking about a text. (RL.4.5) (DOK 2,3)
6. Compare and contrast the point of view and/or perspective from which different stories are narrated, including the difference between first- and third-person narrations. (RL.4.6) (DOK 2,3)

Integration of Knowledge and Ideas

7. Make connections between a literary text and a visual/oral presentation of the text (e.g., mood, aspects of characters, or setting). (RL.4.7) (DOK 2,3,4)
8. (Not applicable to literature) (RL.4.8)
9. Compare and contrast the treatment of similar themes and topics (e.g., opposition of good and evil) and patterns of events (e.g., the quest) in literary text. (RL.4.9) (DOK 3,4)

Range of Reading and Level of Text Complexity

10. By the end of the year, read and comprehend literature, including stories, dramas, and poetry, in the grades 4–5 text complexity band proficiently, with scaffolding as needed at the high end of the range. (RL.4.10) (DOK 1,2)

Grade 5

Key Ideas and Details

1. Quote accurately from a text when explaining what the text says explicitly and when drawing inferences. (RL.5.1) (DOK 1,2,3)
2. Determine a theme of a story, drama, or poem from details in the text, including how characters in a story or drama respond to challenges or how the speaker in a poem reflects upon a topic, summarize the text. (RL.5.2) (DOK 2,3)
3. Compare and contrast two or more characters, settings, or events in a story or drama, drawing on specific details in the text (e.g., how characters interact). (RL.5.3) (DOK 2,3)

Craft and Structure

4. Determine the meaning of words and phrases as they are used in a text, including figurative language such as metaphors and similes. (RL.5.4) (DOK 2,3)
5. Explain how a series of chapters, scenes, or stanzas fit together to provide the overall structure of a particular story, drama, or poem. (RL.5.5) (DOK 2,3)
6. Describe how a narrator's or speaker's point of view and/or perspective influences how events are described. (RL.5.6) (DOK 2,3,4)

Integration of Knowledge and Ideas

7. Analyze how visual and multimedia elements contribute to the meaning, tone, or mood of a text (e.g., graphic novel, multimedia presentation of fiction, folktale, myth, poem). (RL.5.7) (DOK 2,3,4)
8. (Not applicable to literature) (RL.5.8)
9. Compare and contrast stories in the same genre (e.g., mysteries and adventure stories) on their approaches to similar themes and topics. (RL.5.9) (DOK 3,4)

Range of Reading and Level of Text Complexity

10. By the end of the year, read and comprehend literature, including stories, dramas, and poetry, at the high end of the grades 4–5 text complexity band independently and proficiently. (RL.5.10) (DOK 1,2)

Reading Standards for Informational Text K–5

Kindergarten

Key Ideas and Details

1. With prompting and support, ask and answer questions about key details in a text. (RI.K.1) (DOK 1)
2. With prompting and support, identify the main topic and retell key details of a text. (RI.K.2) (DOK 1)
3. With prompting and support, describe the connection between two individuals, events, ideas, or pieces of information in a text. (RI.K.3) (DOK 2)

Craft and Structure

4. With prompting and support, ask and answer questions about unknown words and phrases in a text. (RI.K.4) (DOK 1)
5. Identify the front cover, back cover, and title page of a book. (RI.K.5) (DOK 1)
6. Name the author and illustrator of a text and define the role of each in presenting the ideas or information in a text. (RI.K.6) (DOK 1)

Integration of Knowledge and Ideas

7. With prompting and support, describe the relationship between illustrations and the text in which they appear (e.g., what person, place, thing, or idea in the text an illustration depicts). (RI.K.7) (DOK 2)
8. With prompting and support, identify the reasons an author gives to support points in a text. (RI.K.8) (DOK 2)
9. With prompting and support, identify basic similarities in and differences between two texts on the same topic (e.g., in illustrations, descriptions, or procedures). (RI.K.9) (DOK 2,3)

Range of Reading and Level of Text Complexity

10. Actively engage in group reading activities with purpose and understanding. (RI.K.10) (DOK 1,2)

Grade 1

Key Ideas and Details

1. Ask and answer questions about key details in a text. (RI.1.1) (DOK 1,2)
2. Identify the main topic and retell key details of a text. (RI.1.2) (DOK 1)
3. Describe the connection between two individuals, events, ideas, or pieces of information in a text. (RI.1.3) (DOK 2)

Craft and Structure

4. Ask and answer questions to help determine or clarify the meaning of words and phrases in a text. (RI.1.4) (DOK 1,2)
5. Know and use various text features (e.g., headings, tables of contents, glossaries, electronic menus, icons) to locate key facts or information in a text. (RI.1.5) (DOK 1)
6. Distinguish between information provided by pictures or other illustrations and information provided by the words in a text. (RI.1.6) (DOK 2)

Integration of Knowledge and Ideas

7. Use the illustrations and details in a text to describe its key ideas. (RI.1.7) (DOK 2)
8. Identify the reasons an author gives to support points in a text. (RI.1.8) (DOK 2)
9. Identify basic similarities in and differences between two texts on the same topic (e.g., in illustrations, descriptions, or procedures). (RI.1.9) (DOK 3)

Range of Reading and Level of Text Complexity

10. With prompting and support, read informational texts appropriately complex for grade 1. (RI.1.10) (DOK 1,2)

Grade 2

Key Ideas and Details

1. Ask and answer such questions as *who*, *what*, *where*, *when*, *why*, and *how* to demonstrate understanding of key details in a text. (RI.2.1) (DOK 1,2)
2. Identify the main topic of a multiparagraph text as well as the focus of specific paragraphs within the text. (RI.2.2) (DOK 2)
3. Describe the relationship between a series of historical events, scientific ideas or concepts, or steps in technical procedures in a text. (RI.2.3) (DOK 2)

Craft and Structure

4. Determine the meaning of words and phrases in a text relevant to a *grade 2 topic or subject area*. (RI.2.4) (DOK 2)
5. Know and use various text features (e.g., captions, bold print, subheadings, glossaries, indexes, electronic menus, icons) to locate key facts or information in a text efficiently. (RI.2.5) (DOK 1)
6. Identify the main purpose of a text, including the author's point of view and/or perspective. (RI.2.6) (DOK 2)

Integration of Knowledge and Ideas

7. Explain how specific images (e.g., a diagram showing how a machine works) and details contribute to and clarify a text. (RI.2.7) (DOK 2)
8. Describe how reasons support specific points the author makes in a text. (RI.2.8) (DOK 2)
9. Compare and contrast the most important points presented by two texts on the same topic. (RI.2.9) (DOK 3)

Range of Reading and Level of Text Complexity

10. By the end of year, read and comprehend informational texts, including history/social studies, science, and technical texts, in the grades 2–3 text complexity band proficiently, with scaffolding as needed at the high end of the range. (RI.2.10) (DOK 1,2)

Grade 3

Key Ideas and Details

1. Ask and answer questions to demonstrate understanding of a text, referring explicitly to the text as the basis for the answers. (RI.3.1) (DOK 1,2,3)
2. Determine the main idea of a text; recount the key details and explain how they support the main idea. (RI.3.2) (DOK 1,2,3)
3. Describe the relationship between a series of historical events, scientific ideas or concepts, or steps in technical procedures in a text, using language that pertains to time, sequence, and cause/effect. (RI.3.3) (DOK 2,3)

Craft and Structure

4. Determine the meaning of general academic and domain-specific words and phrases in a text relevant to a *grade 3 topic or subject area*. (RI.3.4) (DOK 1,2,3)
5. Use text features and search tools (e.g., key words, sidebars, hyperlinks) to locate information relevant to a given topic efficiently. (RI.3.5) (DOK 1,2)
6. Compare and contrast their own point of view and/or perspective from that of the author of a text. (RI.3.6) (DOK 2,3)

Integration of Knowledge and Ideas

7. Use information gained from illustrations (e.g., maps, photographs) and the words in a text to demonstrate understanding of the text (e.g., where, when, why, and how key events occur). (RI.3.7) (DOK 2,3)
8. Describe the logical connection between particular sentences and paragraphs in a text (e.g., comparison, cause/effect, first/second/third in a sequence). (RI.3.8) (DOK 2)

9. Compare and contrast the most important points and key details presented in two texts on the same topic. (RI.3.9) (DOK 3)

Range of Reading and Level of Text Complexity

10. By the end of the year, read and comprehend informational texts, including history/social studies, science, and technical texts, at the high end of the grades 2–3 text complexity band independently and proficiently. (RI.3.10) (DOK 1,2)

Grade 4

Key Ideas and Details

1. Refer to details and examples in a text when explaining what the text says explicitly and when drawing inferences from the text. (RI.4.1) (DOK 1,2,3)
2. Determine the main idea of a text and explain how it is supported by key details; summarize the text. (RI.4.2) (DOK 2,3)
3. Explain events, procedures, ideas, or concepts in a historical, scientific, or technical text, including what happened and why, based on specific details from the text. (RI.4.3) (DOK 2,3)

Craft and Structure

4. Determine the meaning of general academic and domain-specific words or phrases in a text relevant to a *grade 4 topic or subject area*. (RI.4.4) (DOK 1,2,3)
5. Describe the overall structure (e.g., chronology, comparison, cause/effect, problem/solution) of events, ideas, concepts, or information in a text or part of a text. (RI.4.5) (DOK 1,2,3)
6. Compare and contrast a firsthand and secondhand account of the same event or topic; describe the differences in focus and the information provided. (RI.4.6) (DOK 2,3)

Integration of Knowledge and Ideas

7. Interpret information presented visually, orally, or quantitatively (e.g., in charts, graphs, diagrams, time lines, animations, or interactive elements on Web pages) and explain how the information contributes to comprehension of the text. (RI.4.7) (DOK 2,3)
8. Explain how an author uses reasons and evidence to support particular points in a text. (RI.4.8) (DOK 2,3)
9. Integrate information from two texts on the same topic in order to write or speak about the subject knowledgeably. (RI.4.9) (DOK 3,4)

Range of Reading and Level of Text Complexity

10. By the end of year, read and comprehend informational texts, including history/social studies, science, and technical texts, in the grades 4–5 text complexity band proficiently, with scaffolding as needed at the high end of the range. (RI.4.10) (DOK 1,2)

Grade 5

Key Ideas and Details

1. Quote accurately from a text when explaining what the text says explicitly and when drawing inferences. (RI.5.1) (DOK 1,2,3)
2. Determine two or more main ideas of a text and explain how they are supported by key details; summarize the text. (RI.5.2) (DOK 2,3)
3. Explain the relationships or interactions between two or more individuals, events, ideas, or concepts in a historical, scientific and/or technical text based on specific information in the text(s). (RI.5.3) (DOK 2,3)

Craft and Structure

4. Determine the meaning of general academic and domain-specific words and phrases in a text relevant to a *grade 5 topic or subject area*. (RI.5.4) (DOK 1,2,3)
5. Compare and contrast the overall structure (e.g., chronology, comparison, cause/effect, problem/solution) of events, ideas, concepts, or information in two or more texts. (RI.5.5) (DOK 2,3,4)

6. Analyze multiple accounts of the same event or topic, noting important similarities and differences in the point of view they represent. (RI.5.6) (DOK 2,3)

Integration of Knowledge and Ideas

7. Draw on information from multiple print or digital sources, demonstrating the ability to locate an answer to a question or to solve a problem. (RI.5.7) (DOK 2,3)
8. Explain how an author uses reasons and evidence to support particular points in a text, identifying which reasons and evidence support which point(s). (RI.5.8) (DOK 2,3)
9. Integrate information from several texts on the same topic in order to write or speak about the subject knowledgeably. (RI.5.9) (DOK 3,4)

Range of Reading and Level of Text Complexity

10. By the end of the year, read and comprehend informational texts, including history/social studies, science, and technical texts, at the high end of the grades 4–5 text complexity band independently and proficiently. (RI.5.10) (DOK 1,2)

Reading and Writing Standards: Foundational Skills (K–5)

These standards are directed toward fostering students' understanding and working knowledge of concepts of print, the alphabetic principle, and other basic conventions of the English writing system. These foundational skills are not an end in and of themselves; rather, they are necessary and important components of an effective, comprehensive reading program designed to develop proficient readers with the capacity to comprehend texts across a range of types and disciplines. Instruction should be differentiated: good readers will need much less practice with these concepts than struggling readers will. The point is to teach students what they need to learn and not what they already know—to discern when particular children or activities warrant more or less attention.

Note: In kindergarten, children are expected to demonstrate increasing awareness and competence in the areas that follow.

Kindergarten

Print Concepts

1. Demonstrate understanding of the organization and basic features of print.
 - a. Follow words from left to right, top to bottom, and page by page.
 - b. Recognize that spoken words are represented in written language by specific sequences of letters.
 - c. Understand that words are separated by spaces in print.
 - d. Recognize and name all upper- and lowercase letters of the alphabet. (RF.K.1) (DOK 1)

Phonological Awareness and Phonemic Awareness

2. Demonstrate understanding of spoken words, syllables, and phonemes (sounds).
 - a. Count, produce, blend, and segment syllables in spoken words.
 - b. Blend and segment onsets and rimes of single-syllable spoken words.
 - c. Isolate and pronounce the initial, medial vowel, and final phonemes (sounds) in three-phoneme (consonant-vowel-consonant, or CVC) words. (This does not include CVCs ending with //, /r/, or /x/.)
 - d. Add or substitute individual sounds (phonemes) in simple, one-syllable words to make new words.
 - e. Recognize and produce rhyming words. (RF.K.2) (DOK 1,2)

Phonics and Word Recognition

3. Know and apply grade-level phonics which includes word analysis skills to support decoding and encoding words.
 - a. Demonstrate basic knowledge of phoneme-grapheme (one-to-one, letter-sound) correspondences by producing the primary and most frequent sounds for each consonant.
 - b. Associate the long and short sounds with common graphemes (spellings) for the five major vowels.
 - c. Read common high-frequency words with accuracy and automaticity (e.g., *the, of, to, you, she, my, is, are, do, does*).
 - d. Distinguish between similarly spelled words by identifying the sounds of the letters that differ. (RF.K.3) (DOK 1,2)

Fluency

4. Orally read grade-appropriate text with purpose and understanding. (RF.K.4) (DOK 1)

Writing Foundations

1. Print with scaffolding and support for a variety of tasks and purposes.
 - a. Form many upper and lowercase manuscript letters and numerals correctly with proportion, line awareness, and spacing (between words and letters).
 - b. Begin to produce manuscript writing. (WF.K.1) (DOK 1)

Grade 1

Print Concepts

1. Demonstrate understanding of the organization and basic features of print.
 - a. Recognize the distinguishing features of a sentence (e.g., first word, capitalization, ending punctuation). (RF.1.1) (DOK 1)

Phonemic Awareness

2. Demonstrate the ability to identify and manipulate individual sounds in spoken words.
 - a. Distinguish long from short vowel phonemes (sounds) in single-syllable words.
 - b. Orally produce single-syllable words by blending phonemes (sounds), including consonant blends.
 - c. Isolate and pronounce initial, medial vowel, and final phonemes (sounds) in spoken single-syllable words.
 - d. Segment spoken single-syllable words into their complete sequence of individual phonemes (sounds). (RF.1.2) (DOK 1,2)

Phonics and Word Recognition

3. Know and apply grade-level phonics which includes word analysis skills to support decoding and encoding words.
 - a. Decode and encode one-syllable words with common consonant digraphs.
 - b. Decode and encode regularly spelled one-syllable words with closed syllables and consonant blends.
 - c. Decode and encode regularly spelled one-syllable words with final-e (VCe) patterns. Decode regularly spelled one-syllable words with common vowel team patterns that represent long vowel sounds.
 - d. Use knowledge that every syllable must have a vowel sound to determine the number of syllables in a printed word.
 - e. Decode two-syllable words following basic patterns by breaking the words into syllables (may include closed and open syllables).
 - f. With prompting and support, decode and encode words with inflectional suffixes (e.g., -ed, -ing, -s/es, -er).
 - g. Read grade-appropriate high frequency words with accuracy and automaticity. (RF.1.3) (DOK 1,2)

Fluency

4. Read with sufficient accuracy and fluency to support comprehension.
 - a. Read grade-level text with purpose and understanding.
 - b. Use decoding skills to self-correct word recognition, rereading as necessary.
 - c. Read grade-level text orally with accuracy, appropriate rate, and expression on successive readings. (RF.1.4) (DOK 1,2)

Writing Foundations

1. Print independently and legibly for a variety of tasks and purposes.
 - a. Form upper and lowercase manuscript letters and numerals correctly with proportion, line awareness, and spacing (between words and letters).
 - b. Produce manuscript writing with accuracy and automaticity. (WF.1.1) (DOK 1)

Grade 2

Phonics and Word Recognition

3. Know and apply grade-level phonics and word analysis skills to support decoding and encoding words.
 - a. Decode and encode long and short vowels in regularly-spelled one-syllable words.
 - b. Decode and encode common vowel teams. With prompting and support, decode and encode additional vowel teams.
 - c. Decode and encode regularly spelled two-syllable or multisyllabic words.

- d. Decode and encode words with common prefixes and suffixes.
- e. With prompting and support, decode and encode words with inconsistent but common spelling-sound correspondences.
- f. Read grade-appropriate high frequency words with accuracy and automaticity. (RF.2.3) (DOK 1,2)

Fluency

- 4. Read with sufficient accuracy and fluency to support comprehension.
 - a. Read grade-level text with purpose and understanding.
 - b. Use decoding skills to self-correct word recognition, rereading as necessary.
 - c. Read grade-level text orally with accuracy, appropriate rate, and expression on successive readings. (RF.2.4) (DOK 1,2)

Writing Foundations

- 1. Print independently and legibly for a variety of tasks and purposes.
 - a. Produce manuscript writing with accuracy and automaticity.
 - b. Begin to produce cursive writing. (WF. 2.1) (DOK 1)

Grade 3

Phonics and Word Recognition

- 3. Know and apply grade-level phonics and word analysis skills to support decoding and encoding words.
 - a. Identify and know the meaning of the most common prefixes and derivational suffixes.
 - b. Decode and encode words with common Latin suffixes.
 - c. Decode and encode multisyllable words.
 - d. Read grade-appropriate irregularly spelled words with accuracy and automaticity. (RF.3.3) (DOK 1,2)

Fluency

- 4. Read with sufficient accuracy and fluency to support comprehension.
 - a. Read grade level text with purpose and understanding.
 - b. Use decoding skills to self-correct word recognition, rereading as necessary.
 - c. Read grade-level prose and poetry orally with accuracy, appropriate rate, and expression on successive readings. (RF.3.4) (DOK 1,2)

Writing Foundations

- 1. Write legibly for a variety of tasks and purposes.
 - a. Form all upper and lowercase cursive letters efficiently and proportionately.
 - b. Produce cursive writing with accuracy and automaticity. (WF.3.1) (DOK 1)

Grade 4

Phonics and Word Recognition

- 3. Know and apply grade-level phonics and word analysis skills to support decoding and encoding words.
 - a. Accurately read unfamiliar multisyllabic words in and out of context using sound-spelling correspondences, syllabication patterns, and morphology (e.g., roots and affixes). (RF.4.3) (DOK 1,2)

Fluency

- 4. Orally read grade-level texts (e.g., poetry and prose) with accuracy, automaticity, and expression at an appropriate rate to support comprehension, self-correcting as necessary. (RF.4.4) (DOK 1,2)

Writing Foundations

- 1. Write legibly for a variety of tasks and purposes.
 - a. Apply previous handwriting skills with accuracy and automaticity. (WF.4.1) (DOK 1)

Grade 5

Phonics and Word Recognition

3. Know and apply grade-level phonics and word analysis skills to support decoding and encoding words.
 - a. Accurately read unfamiliar multisyllabic words in and out of context using combined knowledge of all sound-spelling correspondences, syllabication patterns and morphology (e.g., roots and affixes). (RF.5.3) (DOK 1,2)

Fluency

4. RF.5.4 Orally read grade-level texts (e.g., poetry and prose) with accuracy, automaticity, and expression at an appropriate rate to support comprehension, self-correcting as necessary. (RF.5.4) (DOK 1,2)

Writing Foundations

1. Write legibly for a variety of tasks and purposes.
 - a. Apply previous handwriting skills with accuracy and automaticity. (WF.5.1) (DOK 1)

College and Career Readiness Anchor Standards for Writing

The K–5 standards on the following pages define what students should understand and be able to do by the end of each grade. They correspond to the College and Career Readiness (CCR) anchor standards below by number. The CCR and grade-specific standards are necessary complements—the former providing broad standards, the latter providing additional specificity—that together define the skills and understandings that all students must demonstrate.

Text Types and Purposes*

1. Write arguments to support claims in an analysis of substantive topics or texts, using valid reasoning and relevant and sufficient evidence.
2. Write informative/explanatory texts to examine and convey complex ideas and information clearly and accurately through the effective selection, organization, and analysis of content.
3. Write narratives to develop real or imagined experiences or events using effective technique, well-chosen details, and well-structured event sequences.

Production and Distribution of Writing

4. Produce clear and coherent writing in which the development, organization, and style are appropriate to task, purpose, and audience.
5. Develop and strengthen writing as needed by planning, revising, editing, rewriting, or trying a new approach.
6. Use technology, including the Internet, to produce and publish writing and to interact and collaborate with others

Research to Build and Present Knowledge

7. Conduct short as well as more sustained research projects based on focused questions, demonstrating understanding of the subject under investigation.
8. Gather relevant information from multiple print and digital sources, assess the credibility and accuracy of each source, and integrate the information while avoiding plagiarism.
9. Draw evidence from literary or informational texts to support analysis, reflection, and research.

Range of Writing

10. Write routinely over extended time frames (time for research, reflection, and revision) and shorter time frames (a single sitting or a day or two) for a range of tasks, purposes, and audiences.

*These broad types of writing include many subgenres. See Appendix A for definitions of key writing types.

Note on range and content of student writing

To build a foundation for college and career readiness, students need to use writing as a tool for learning and communicating to offer and support opinions, demonstrate understanding of the subjects they are studying, and convey real and imagined experiences and events. They learn to appreciate that a key purpose of writing is to communicate clearly to an external, sometimes unfamiliar audience, and they begin to adapt the form and content of their writing to accomplish a particular task and purpose. They develop the capacity to build knowledge on a subject through research projects and to respond analytically to literary and informational sources. To meet these goals, students must devote significant time and effort to writing, producing numerous pieces over short and extended time frames throughout the year.

Writing Standards K–5

The following standards for K–5 offer a focus for instruction each year to help ensure that students gain adequate mastery of a range of skills and applications. Each year in their writing, students should demonstrate increasing sophistication in all aspects of language use, from vocabulary and syntax to the development and organization of ideas, and they should address increasingly demanding content and sources. Students advancing through the grades are expected to meet each year’s grade-specific standards and retain or further develop skills and understandings mastered in preceding grades. The expected growth in student writing ability is reflected both in the standards themselves and in the collection of annotated student writing samples in Appendix C.

Kindergarten

Text Types and Purposes

1. Use a combination of drawing, dictating, and writing to compose opinion pieces in which they tell a reader the topic or the name of the book they are writing about and state an opinion or preference about the topic or book (e.g., *My favorite book is...*). (W.K.1) (DOK 1,2)
2. Use a combination of drawing, dictating, and writing to compose informative/explanatory texts in which they name what they are writing about and supply some information about the topic. (W.K.2) (DOK 1,2)
3. Use a combination of drawing, dictating, and writing to narrate a single event or several loosely linked events, tell about the events in the order in which they occurred, and provide a reaction to what happened. (W.K.3) (DOK 2,3)

Production and Distribution of Writing

4. (Begins in grade 3) (W.K.4)
5. With guidance and support from adults, respond to questions and suggestions from peers and add details to strengthen writing as needed. (W.K.5) (DOK 2,3)
6. With guidance and support from adults, explore a variety of digital tools to produce and publish writing, including in collaboration with peers. (W.K.6) (DOK 1,2)

Research to Build and Present Knowledge

7. Participate in shared research and writing projects (e.g., explore a number of books by a favorite author and express opinions about them). (W.K.7) (DOK 2)
8. With guidance and support from adults, recall information from experiences or gather information from provided sources to answer a question. (W.K.8) (DOK 1,2)
9. (Begins in grade 4) (W.K.9)

Range of Writing

10. (Begins in grade 3) (W.K.10)

Grade 1

Text Types and Purposes

1. Write opinion pieces in which they introduce the topic or name the book they are writing about, state an opinion, supply a reason for the opinion, and provide some sense of closure. (W.1.1) (DOK 2)
2. Write informative/explanatory texts in which they name a topic, supply some facts about the topic, and provide some sense of closure. (W.1.2) (DOK 2)
3. Write narratives in which they recount two or more appropriately sequenced events, include some details regarding what happened, use temporal words to signal event order, and provide some sense of closure. (W.1.3) (DOK 2,3)

Production and Distribution of Writing

4. (Begins in grade 3) (W.1.4)
5. With guidance and support from adults, focus on a topic, respond to questions and suggestions from peers, and add details to strengthen writing as needed. (W.1.5) (DOK 2,3)
6. With guidance and support from adults, use a variety of digital tools to produce and publish writing, including in collaboration with peers. (W.1.6) (DOK 1,2)

Research to Build and Present Knowledge

7. Participate in shared research and writing projects (e.g., explore a number of “how-to” books on a given topic and use them to write a sequence of instructions). (W.1.7) (DOK 2,3)
8. With guidance and support from adults, recall information from experiences or gather information from provided sources to answer a question. (W.1.8) (DOK 1,2)
9. (Begins in grade 4) (W.1.9)

Range of Writing

10. (Begins in grade 3) (W.1.10)

Grade 2**Text Types and Purposes**

1. Write opinion pieces in which they introduce the topic or book they are writing about, state an opinion, supply reasons that support the opinion, use linking words (e.g., *because*, *and*, *also*) to connect opinion and reasons, and provide a concluding statement or section. (W.2.1) (DOK 2,3)
2. Write informative/explanatory texts in which they introduce a topic, use facts and definitions to develop points, and provide a concluding statement or section. (W.2.2) (DOK 2,3)
3. Write narratives in which they recount a well-elaborated event or short sequence of events, include details to describe actions, thoughts, and feelings, use temporal words to signal event order, and provide a sense of closure. (W.2.3) (DOK 2,3)

Production and Distribution of Writing

4. (Begins in grade 3) (W.2.4)
5. With guidance and support from adults and peers, focus on a topic and strengthen writing as needed by revising and editing. (W.2.5) (DOK 2,3)
6. With guidance and support from adults and collaboration with peers, use a variety of digital tools to produce and publish writing. (W.2.6) (DOK 1,2)

Research to Build and Present Knowledge

7. Participate in shared research and writing projects (e.g., read a number of books on a single topic to produce a report; record science observations). (W.2.7) (DOK 2,3)
8. Recall information from experiences or gather information from provided sources to answer a question. (W.2.8) (DOK 1,2)
9. (Begins in grade 4) (W.2.9)

Range of Writing

10. (Begins in grade 3) (W.2.10)

Grade 3**Text Types and Purposes**

1. Write opinion pieces, supporting a point of view with reasons.
 - a. Introduce the topic or text they are writing about, state an opinion, and create an organizational structure that lists reasons.
 - b. Provide reasons that support the opinion.
 - c. Use linking words and phrases (e.g., *because*, *therefore*, *since*, *for example*) to connect opinion and reasons.
 - d. Provide a concluding statement or section. (W.3.1) (DOK 2,3,4)

2. Write informative/explanatory texts to examine a topic and convey ideas and information clearly.
 - a. Introduce a topic and group related information together; include illustrations when useful to aiding comprehension.
 - b. Develop the topic with facts, definitions, and details.
 - c. Use linking words and phrases (e.g., *also*, *another*, *and*, *more*, *but*) to connect ideas within categories of information.
 - d. Provide a concluding statement or section. (W.3.2) (DOK 2,3,4)
3. Write narratives to develop real or imagined experiences or events using effective technique, descriptive details, and clear event sequences.
 - a. Use an organizational structure to establish a situation and introduce a narrator and/or characters; organize an event sequence that unfolds naturally.
 - b. Use dialogue and descriptions of actions, thoughts, and feelings to develop experiences and events or show the response of characters to situations.
 - c. Use temporal words and phrases to signal event order.
 - d. Provide a sense of closure. (W.3.3) (DOK 2,3,4)

Production and Distribution of Writing

4. With guidance and support from adults, produce writing in which the development and organization are appropriate to task and purpose. (Grade-specific expectations for writing types are defined in standards 1–3 above.) (W.3.4) (DOK 2,3,4)
5. With scaffolding and support from peers and adults, develop and strengthen writing as needed by planning, revising, and editing. (Editing for conventions should demonstrate command of Language standards 1–3 up to and including grade 3.) (W.3.5) (DOK 2,3,4)
6. With guidance and support from adults, use technology to produce and publish writing (using keyboarding skills) as well as to interact and collaborate with others. (W.3.6) (DOK 1,2)

Research to Build and Present Knowledge

7. Conduct short research projects that build knowledge about a topic. (W.3.7) (DOK 2,3,4)
8. Recall information from experiences or gather information from print and digital sources; take brief notes on sources and sort evidence into provided categories. (W.3.8) (DOK 1,2)
9. (Begins in grade 4) (W.3.9)

Range of Writing

10. Write routinely over extended time frames (time for research, reflection, and revision) and shorter time frames (a single sitting or a day or two) for a range of discipline-specific tasks, purposes, and audiences. (W.3.10) (DOK 1,2,3,4)

Grade 4

Text Types and Purposes

1. Write an opinion piece, supported by a point of view.
 - a. Introduce a topic or text clearly, state an opinion, and create an organizational structure in which related ideas are grouped to support the writer's purpose.
 - b. Provide reasons that are supported by facts and details.
 - c. Link opinion and reasons using words and phrases (e.g., *for instance*, *in order to*, *in addition*).
 - d. Provide a concluding statement or section related to the opinion presented. (W.4.1) (DOK 2,3,4)
2. Write informative/explanatory texts to examine a topic and convey ideas and information clearly.
 - a. Introduce a topic clearly and group related information in paragraphs and sections; include formatting (e.g., headings), illustrations, and multimedia when useful to aiding comprehension.
 - b. Develop the topic with facts, definitions, details, quotations, or other information and examples related to the topic.
 - c. Link ideas within categories of information using words and phrases (e.g., *another*, *for example*, *also*, *because*).
 - d. Use precise language and domain-specific vocabulary to inform about or explain the topic.

- e. Provide a concluding statement or section related to the information or explanation presented. (W.4.2) (DOK 2,3,4)
- 3. Write narratives to develop real or imagined experiences or events using effective technique, descriptive details, and clear event sequences.
 - a. Use an organizational structure to orient the reader by establishing a situation and introducing a narrator and/or characters; organize an event sequence that unfolds naturally.
 - b. Use dialogue and description to develop experiences and events or show the responses of characters to situations.
 - c. Use a variety of transitional words and phrases to manage the sequence of events.
 - d. Use concrete words and phrases and sensory details to convey experiences and events precisely.
 - e. Provide a conclusion that follows from the narrated experiences or events. (W.4.3) (DOK 2,3,4)

Production and Distribution of Writing

- 4. Produce clear and coherent writing in which the development and organization are appropriate to task, purpose, and audience. (Grade-specific expectations for writing types are defined in standards 1–3 above.) (W.4.4) (DOK 2,3,4)
- 5. With guidance and support from peers and adults, develop and strengthen writing as needed by planning, revising, and editing. (Editing for conventions should demonstrate command of Language standards 1–3 up to and including grade 4.) (W.4.5) (DOK 2,3,4)
- 6. With some guidance and support from adults, use technology to produce and publish writing as well as to interact and collaborate with others; demonstrate sufficient command of keyboarding skills. (W.4.6) (DOK 1,2)

Research to Build and Present Knowledge

- 7. Conduct short research projects that build knowledge through investigation of different aspects of a topic. (W.4.7) (DOK 3,4)
- 8. Recall relevant information from experiences or gather relevant information from print and digital sources; take notes and categorize information, and provide a list of sources. (W.4.8) (DOK 1,2,3)
- 9. Draw evidence from literary or informational texts to support analysis, reflection, and research.
 - a. Apply *grade 4 Reading standards* to literature (e.g., “Describe in depth a character, setting, or event in a story or drama, drawing on specific details in the text (e.g., a character’s thoughts, words, or actions).”).
 - b. Apply *grade 4 Reading standards* to informational texts (e.g., “Explain how an author uses reasons and evidence to support particular points in a text”). (W.4.9) (DOK 2,3)

Range of Writing

- 10. Write routinely over extended time frames (time for research, reflection, and revision) and shorter time frames (a single sitting or a day or two) for a range of discipline-specific tasks, purposes, and audiences. (W.4.10) (DOK 1,2,3,4)

Grade 5

Text Types and Purposes

- 1. Write opinion pieces that explain a perspective or point of view with supporting reasons and evidence.
 - a. Introduce a topic or text clearly, state an opinion, and create an organizational structure in which ideas are logically grouped to support the writer’s purpose.
 - b. Provide logically ordered reasons that are supported by facts and details.
 - c. Link opinion and reasons using words, phrases, and clauses (e.g., *consequently*, *specifically*).
 - d. Provide a concluding statement or section related to the opinion presented. (W.5.1) (DOK 2,3,4).
- 2. Write informative/explanatory texts to examine a topic and convey ideas and information clearly.
 - a. Introduce a topic clearly, provide a general focus, and group related information logically; include formatting (e.g., headings), illustrations, and multimedia elements when useful to aiding comprehension.

- b. Develop the topic with facts, definitions, concrete details, quotations, or other information and examples related to the topic.
 - c. Link ideas within and across categories of information using words, phrases, and clauses (e.g., *in contrast*, *especially*).
 - d. Use precise language and domain-specific vocabulary to inform about or explain the topic.
 - e. Provide a concluding statement or section related to the information or explanation presented. (W.5.2) (DOK 2,3,4)
3. Write narratives to develop real or imagined experiences or events using effective technique, descriptive details, and clear event sequences.
- a. Use an organizational structure to orient the reader by establishing a situation and introducing a narrator and/or characters; organize an event sequence that unfolds naturally.
 - b. Use narrative techniques, such as dialogue, description, and pacing, to develop experiences and events or show the responses of characters to situations.
 - c. Use a variety of transitional words, phrases, and clauses to manage the sequence of events.
 - d. Use precise words and phrases and sensory details to convey experiences and events.
 - e. Provide a conclusion that follows from the narrated experiences or events. (W.5.3) (DOK 2,3,4)

Production and Distribution of Writing

- 4. Produce clear and coherent writing in which the development and organization are appropriate to task, purpose, and audience. (Grade-specific expectations for writing types are defined in standards 1–3 above.) (W.5.4) (DOK 2,3,4)
- 5. With guidance and support from peers and adults, develop and strengthen writing as needed by planning, revising, editing, rewriting, or trying a new approach. (Editing for conventions should demonstrate command of Language standards 1–3 up to and including grade 5.) (W.5.5) (DOK 2,3,4)
- 6. With some guidance and support from adults, use technology to produce and publish writing as well as to interact and collaborate with others; demonstrate sufficient command of keyboarding skills. (W.5.6) (DOK 1,2)

Research to Build and Present Knowledge

- 7. Conduct short research projects that use several sources to build knowledge through investigation of different aspects of a topic. (W.5.7) (DOK 3,4)
- 8. Recall relevant information from experiences or gather relevant information from print and digital sources; summarize or paraphrase information in notes and finished work, and provide a list of sources. (W.5.8) (DOK 1,2,3)
- 9. Draw evidence from literary or informational texts to support analysis, reflection, and research.
 - a. Apply *grade 5 Reading standards* to literature (e.g., “Compare and contrast stories in the same genre (e.g., mysteries and adventure stories) on their approaches to similar themes and topics”).
 - b. Apply *grade 5 Reading standards* to informational texts (e.g., “Explain how an author uses reasons and evidence to support particular points in a text, identifying which reasons and evidence support which point(s)”). (W.5.9) (DOK 2,3)

Range of Writing

- 10. Write routinely over extended time frames (time for research, reflection, and revision) and shorter time frames (a single sitting or a day or two) for a range of discipline-specific tasks, purposes, and audiences. (W.5.10) (DOK 1,2,3,4)

College and Career Readiness Anchor Standards for Speaking and Listening

The K–5 standards on the following pages define what students should understand and be able to do by the end of each grade. They correspond to the College and Career Readiness (CCR) anchor standards below by number. The CCR and grade-specific standards are necessary complements—the former providing broad standards, the latter providing additional specificity—that together define the skills and understandings that all students must demonstrate.

Comprehension and Collaboration

1. Prepare for and participate effectively in a range of conversations and collaborations with diverse partners, building on others' ideas and expressing their own clearly and persuasively.
2. Integrate and evaluate information presented in diverse media and formats, including visually, quantitatively, and orally.
3. Evaluate a speaker's point of view, reasoning, and use of evidence and rhetoric.

Presentation of Knowledge and Ideas

4. Present information, findings, and supporting evidence such that listeners can follow the line of reasoning and the organization, development, and style are appropriate to task, purpose, and audience.
5. Make strategic use of digital media and visual displays of data to express information and enhance understanding of presentations.
6. Adapt speech to a variety of contexts and communicative tasks, demonstrating command of formal English when indicated or appropriate.

Note on range and content of student speaking and listening

To build a foundation for college and career readiness, students must have ample opportunities to take part in a variety of rich, structured conversations—as part of a whole class, in small groups, and with a partner. Being productive members of these conversations requires that students contribute accurate, relevant information; respond to and develop what others have said; make comparisons and contrasts; and analyze and synthesize a multitude of ideas in various domains.

New technologies have broadened and expanded the role that speaking and listening play in acquiring and sharing knowledge and have tightened their link to other forms of communication. Digital texts confront students with the potential for continually updated content and dynamically changing combinations of words, graphics, images, hyperlinks, and embedded video and audio.

Speaking and Listening Standards K-5

The following standards for K–5 offer a focus for instruction each year to help ensure that students gain adequate mastery of a range of skills and applications. *Students advancing through the grades are expected to meet each year's grade-specific standards and retain or further develop skills and understandings mastered in preceding grades.*

Kindergarten

Comprehension and Collaboration

1. Participate in collaborative conversations with diverse partners about *kindergarten topics and texts* with peers and adults in small and larger groups.
 - a. Follow agreed-upon rules for discussions (e.g., listening to others, staying on topic, and taking turns speaking).
 - b. Continue a conversation through multiple exchanges. (SL.K.1) (DOK 1,2)
2. Confirm understanding of a text read aloud or information presented orally or through other media by asking and answering questions about key details and requesting clarification if something is not understood. (SL.K.2) (DOK 1,2)
3. Ask and answer questions in order to seek help, get information, or clarify something that is not understood. (SL.K.3) (DOK 1,2)

Presentation of Knowledge and Ideas

4. Describe familiar people, places, things, and events and, with prompting and support, provide additional detail. (SL.K.4) (DOK 1)
5. Add drawings or other visual displays to descriptions as desired to provide additional detail. (SL.K.5) (DOK 2)
6. Speak audibly and express thoughts, feelings, and ideas clearly when retelling familiar stories or reciting poems, nursery rhymes or lines of a play. (SL.K.6) (DOK 1,2)

Grade 1

Comprehension and Collaboration

1. Participate in collaborative conversations with peers and adults about *grade 1 topics and texts* in both small and larger groups.
 - a. Follow agreed-upon rules for discussions (e.g., listening to others, staying on topic, and taking turns speaking).
 - b. Build on others' talk in conversations by responding to the comments of others through multiple exchanges.
 - c. Ask questions to clear up any confusion about the topics and texts under discussion. (SL.1.1) (DOK 1,2,3)
2. Ask and answer questions about the main topic and key details in a text read aloud or information presented orally or through other media. (SL.1.2) (DOK 1,2)
3. Ask and answer questions about what a speaker says in order to gather additional information or clarify something that is not understood. (SL.1.3) (DOK 1,2)

Presentation of Knowledge and Ideas

4. Describe people, places, things, and events with relevant details, expressing ideas and feelings clearly. (SL.1.4) (DOK 1,2)
5. Add drawings or other visual displays to descriptions when appropriate to clarify ideas, thoughts, and feelings. (SL.1.5) (DOK 2,3)
6. Speak audibly and in complete sentences when retelling familiar stories or reciting poems, nursery rhymes or lines of a play. (See grade 1 Language standard 1 for specific expectations.) (SL.1.6) (DOK 1)

Grade 2

Comprehension and Collaboration

1. Participate in collaborative conversations with peers and adults about *grade 2 topics and texts* in both small and larger groups.
 - a. Follow agreed-upon rules for discussions (e.g., gaining the floor in respectful ways, listening to others, staying on topic, and taking turns speaking).
 - b. Build on others' talk in conversations by linking their comments to the remarks of others.
 - c. Ask for clarification and further explanation as needed about the topics and texts under discussion. (SL.2.1) (DOK 1,2,3)
2. Describe the main topic and recount key details from a text read aloud, information presented orally, or other media. (SL.2.2) (DOK 1,2)
3. Ask and answer questions about what a speaker says in order to clarify comprehension, gather additional information, or deepen understanding of a topic or issue. (SL.2.3) (DOK 2)

Presentation of Knowledge and Ideas

4. Recount an experience or tell a story with appropriate facts and relevant, descriptive details, speaking clearly in complete sentences. (SL.2.4) (DOK 1,2)
5. Create audio recordings of stories or poems; add drawings or other visual displays to stories or recounts of experiences when appropriate to clarify ideas, thoughts, and feelings. (SL.2.5) (DOK 2,3)
6. Speak audibly and in complete sentences when appropriate to task and situation in order to provide requested detail or clarification when retelling familiar stories or reciting poems, nursery rhymes or lines of a play. (See grade 2 Language standards 1 and 3 for specific expectations.) (SL.2.6) (DOK 1,2).

Grade 3

Comprehension and Collaboration

1. Engage effectively in a range of collaborative discussions (one-on-one, in groups, and teacher-led) with diverse partners on *grade 3 topics and texts*, building on others' ideas and expressing their own clearly.
 - a. Come to discussions prepared, having read or studied required material; explicitly draw on that preparation and other information known about the topic to explore ideas under discussion.
 - b. Follow agreed-upon rules for discussions (e.g., gaining the floor in respectful ways, listening to others with care, speaking one at a time about the topics and texts under discussion).
 - c. Ask relevant and clarifying questions of information presented, stay on topic, and link their own ideas and understanding to the remarks of others.
 - d. Explain their own ideas and understanding in light of the discussion. (SL.3.1) (DOK 1,2,3)
2. Determine the main ideas and supporting details of a text read aloud or information presented in diverse media and formats, including visually, quantitatively, and orally. (SL.3.2) (DOK 1,2)
3. Ask and answer questions about information from a speaker, offering appropriate elaboration and detail. (SL.3.3) (DOK 2)

Presentation of Knowledge and Ideas

4. Report on a topic or text, tell a story, or recount an experience with appropriate facts and relevant, descriptive details, speaking clearly at an understandable pace. (SL.3.4) (DOK 3,4)
5. Create engaging audio recordings of stories or poems that demonstrate fluid reading at an understandable pace; add visual displays when appropriate to emphasize or enhance certain facts or details. (SL.3.5) (DOK 2,3)
6. Speak audibly and in complete sentences when appropriate to task and situation, such as when performing dramatic readings or presentations, in order to provide requested detail or clarification. (See grade 3 Language standards 1 and 3 for specific expectations.) (SL.3.6) (DOK 1,2).

Grade 4

Comprehension and Collaboration

1. Engage effectively in a range of collaborative discussions (one-on-one, in groups, and teacher-led) with diverse partners on *grade 4 topics and texts*, building on others' ideas and expressing their own clearly.
 - a. Come to discussions prepared, having read or studied required material; explicitly draw on that preparation and other information known about the topic to explore ideas under discussion.
 - b. Follow agreed-upon rules for discussions and carry out assigned roles.
 - c. Pose and respond to specific questions to clarify or follow up on information, and make comments that contribute to the discussion and link to the remarks of others.
 - d. Review the key ideas expressed and explain their own ideas and understanding in light of the discussion. (SL.4.1) (DOK 1,2,3)
2. Paraphrase text read aloud or information presented in diverse media, and formats, including visually, quantitatively, and orally. (SL.4.2) (DOK 2,3)
3. Identify the reasons and evidence a speaker provides to support particular points. (SL.4.3) (DOK 2)

Presentation of Knowledge and Ideas

4. Report on a topic or text, tell a story, or recount an experience in an organized manner, using appropriate facts and relevant, descriptive details to support main ideas or themes; speak clearly and at an understandable pace. (SL.4.4) (DOK 1,2,3)
5. Add audio recordings and visual displays to presentations when appropriate to enhance the development of main ideas or themes. (SL.4.5) (DOK 2,3)
6. Differentiate between contexts that call for formal English (e.g., presenting ideas, performing dramatic readings or presentations) and situations where informal discourse is appropriate (e.g., small-group discussion); use formal English when appropriate to task and situation with eye contact, adequate volume, and clear pronunciation. (See grade 4 Language standards 1 and 3 for specific expectations) (SL.4.6) (DOK 1,2,3)

Grade 5

Comprehension and Collaboration

1. Engage effectively in a range of collaborative discussions (one-on-one, in groups, and teacher-led) with diverse partners on *grade 5 topics and texts*, building on others' ideas and expressing their own clearly.
 - a. Come to discussions prepared, having read or studied required material; explicitly draw on that preparation and other information known about the topic to explore ideas under discussion.
 - b. Follow agreed-upon rules for discussions and carry out assigned roles.
 - c. Pose and respond to specific questions by making comments that contribute to the discussion and elaborate on the remarks of others.
 - d. Review the key ideas expressed and draw conclusions in light of information and knowledge gained from the discussions. (SL.5.1) (DOK 1,2,3)
2. Summarize a written text read aloud or information presented in diverse media and formats, including visually, quantitatively, and orally. (SL.5.2) (DOK 2,3)
3. Summarize the points a speaker makes and explain how each claim is supported by reasons and evidence. (SL.5.3) (DOK 2,3)

Presentation of Knowledge and Ideas

4. Report on a topic or text, or present an opinion, sequencing ideas logically and using appropriate facts and relevant, descriptive details to support main ideas or themes or central ideas; speak clearly at an understandable pace. (SL.5.4) (DOK 1,2,3)
5. Include multimedia components (e.g., graphics, sound) and visual displays in presentations when appropriate to enhance the development of main ideas or themes. (SL.5.5) (DOK 2,3)
6. Adapt speech to a variety of contexts and tasks, using formal English when appropriate to task and situation. (See grade 5 Language standards 1 and 3 for specific expectations.) (SL.5.6) (DOK 1,2)

College and Career Readiness Anchor Standards for Language

The K–5 standards on the following pages define what students should understand and be able to do by the end of each grade. They correspond to the College and Career Readiness (CCR) anchor standards below by number. The CCR and grade-specific standards are necessary complements—the former providing broad standards, the latter providing additional specificity—that together define the skills and understandings that all students must demonstrate.

Conventions of Standard English

1. Demonstrate command of the conventions of standard English grammar and usage when writing or speaking.
2. Demonstrate command of the conventions of standard English capitalization, punctuation, and spelling when writing.

Knowledge of Language

3. Apply knowledge of language to understand how language functions in different contexts, to make effective choices for meaning or style, and to comprehend more fully when reading or listening.

Vocabulary Acquisition and Use

4. Determine or clarify the meaning of unknown and multiple-meaning words and phrases by using context clues, analyzing meaningful word parts, and consulting general and specialized reference materials, as appropriate.
5. Demonstrate understanding of figurative language, word relationships, and nuances in word meanings.
6. Acquire and use accurately a range of general academic and domain-specific words and phrases sufficient for reading, writing, speaking, and listening at the college and career readiness level; demonstrate independence in gathering vocabulary knowledge when encountering an unknown term important to comprehension or expression.

Note on range and content of student language use

To build a foundation for college and career readiness in language, students must gain control over many conventions of standard English grammar, usage, and mechanics as well as learn other ways to use language to convey meaning effectively. They must also be able to determine or clarify the meaning of grade-appropriate words encountered through listening, reading, and media use; come to appreciate that words have nonliteral meanings, shadings of meaning, and relationships to other words; and expand their vocabulary in the course of studying content. The inclusion of Language standards in their own strand should not be taken as an indication that skills related to conventions, effective language use, and vocabulary are unimportant to reading, writing, speaking, and listening; indeed, they are inseparable from such contexts.

Language Standards K–5

The following standards for grades K–5 offer a focus for instruction each year to help ensure that students gain adequate mastery of a range of skills and applications. *Students advancing through the grades are expected to meet each year's grade-specific standards and retain or further develop skills and understandings mastered in preceding grades.*

Kindergarten

Conventions of Standard English

1. Demonstrate command of the conventions of standard English grammar and usage when writing or speaking.
 - a. Use frequently occurring nouns and verbs.
 - b. Form regular plural nouns orally by adding /s/ or /es/ (e.g., *dog, dogs; wish, wishes*).
 - c. Understand and use question words (interrogatives) (e.g., *who, what, where, when, why, how*).
 - d. Use the most frequently occurring prepositions (e.g., *to, from, in, out, on, off, for, of, by, with*).
 - e. Produce and expand complete sentences in shared language activities. (L.K.1) (DOK 1,2)
2. Demonstrate command of the conventions of standard English capitalization, punctuation, and spelling when writing.
 - a. Capitalize the first word in a sentence and the pronoun *I*.
 - b. Recognize and name end punctuation. (L.K.2) (DOK 1,2)

Knowledge of Language

3. (Begins in grade 2) (L.K.3)

Vocabulary Acquisition and Use

4. Determine or clarify the meaning of unknown and multiple-meaning words and phrases based on *kindergarten reading and content*.
 - a. Identify new meanings for familiar words and apply them accurately (e.g., knowing *duck* is a bird and learning the verb to *duck*).
 - b. Use the most frequently occurring inflections and affixes (e.g., *-ed, -s, re-, un-, pre-, -ful, -less*) as a clue to the meaning of an unknown word. (L.K.4) (DOK 1,2)
5. With guidance and support from adults, explore word relationships and nuances in word meanings.
 - a. Sort common objects into categories (e.g., shapes, foods) to gain a sense of the concepts the categories represent.
 - b. Demonstrate understanding of frequently occurring verbs and adjectives by relating them to their opposites (antonyms).
 - c. Identify real-life connections between words and their use (e.g., note places at school that are *colorful*).
 - d. Distinguish shades of meaning among verbs describing the same general action (e.g., *walk, march, strut, prance*) by acting out the meanings. (L.K.5) (DOK 1,2)
6. Use words and phrases acquired through conversations, reading and being read to, and responding to texts. (L.K.6) (DOK 1,2)

Grade 1

Conventions of Standard English

1. Demonstrate command of the conventions of standard English grammar and usage when writing or speaking.
 - a. Use common, proper, and possessive nouns.
 - b. Use singular and plural nouns with matching verbs in basic sentences (e.g., *He hops; We hop*).
 - c. Use personal, possessive, and indefinite pronouns (e.g., *I, me, my; they, them, their; anyone, everything*).
 - d. Use verbs to convey a sense of past, present, and future (e.g., *Yesterday I walked home; Today I walk home; Tomorrow I will walk home*).
 - e. Use frequently occurring adjectives.
 - f. Use frequently occurring conjunctions (e.g., *and, but, or, so, because*).
 - g. Use determiners (e.g., articles, demonstratives).
 - h. Use frequently occurring prepositions (e.g., *during, beyond, toward*).
 - i. Produce and expand complete simple and compound declarative, interrogative, imperative, and exclamatory sentences in response to prompts. (L.1.1) (DOK 1,2)
2. Demonstrate command of the conventions of standard English capitalization, punctuation, and spelling when writing.
 - a. Capitalize dates and names of people.
 - b. Use end punctuation for sentences.
 - c. Use commas in dates and to separate single words in a series.
 - d. Use conventional spelling for words with common spelling patterns and for frequently occurring irregular words. (L.1.2) (DOK 1)

Knowledge of Language

3. (Begins in grade 2) (L.1.3)

Vocabulary Acquisition and Use

4. Determine or clarify the meaning of unknown and multiple-meaning words and phrases based on *grade 1 reading and content*, choosing flexibly from an array of strategies.
 - a. Use sentence-level context as a clue to the meaning of a word or phrase.
 - b. Use known individual words to predict the meaning of compound words (e.g., *birdhouse, lighthouse, housefly; bookshelf, notebook, bookmark*).
 - c. Use frequently occurring affixes as a clue to the meaning of a word.
 - d. Identify frequently occurring root words (e.g., *look*) and their inflectional forms (e.g., *looks, looked, looking*). (L.1.4) (DOK 1,2)
5. With guidance and support from adults, demonstrate understanding of word relationships and nuances in word meanings.
 - a. Sort words into categories (e.g., colors, clothing) to gain a sense of the concepts the categories represent.
 - b. Define words by category and by one or more key attributes (e.g., a *duck* is a bird that swims; a *tiger* is a large cat with stripes).
 - c. Identify real-life connections between words and their use (e.g., note places at home that are *cozy*).
 - d. Distinguish shades of meaning among verbs differing in manner (e.g., *look, peek, glance, stare, glare, scowl*) and adjectives differing in intensity (e.g., *large, gigantic*) by defining or choosing them or by acting out the meanings. (L.1.5) (DOK 1,2)
6. Use words and phrases acquired through conversations, reading, and being read to, and responding to texts, including frequently occurring conjunctions to signal simple relationships (e.g., *because*). (L.1.6) (DOK 1,2)

Grade 2

Conventions of Standard English

1. Demonstrate command of the conventions of standard English grammar and usage when writing or speaking.
 - a. Use collective nouns (e.g., *group*).
 - b. Form and use frequently occurring irregular plural nouns (e.g., *feet, children, teeth, mice, fish*).
 - c. Use reflexive pronouns (e.g., *myself, ourselves*).
 - d. Form and use the past tense of frequently occurring irregular verbs (e.g., *sat, hid, told*).
 - e. Use adjectives and adverbs.
 - f. Produce, expand, and rearrange complete simple and compound sentences (e.g., *The boy watched the movie; The little boy watched the movie; The action movie was watched by the little boy*). (L.2.1) (DOK 1,2)
2. Demonstrate command of the conventions of standard English capitalization, punctuation, and spelling when writing.
 - a. Capitalize holidays, product names, and geographic names.
 - b. Use commas in greetings and closings of letters.
 - c. Use an apostrophe to form contractions and frequently occurring possessives.
 - d. Generalize learned spelling patterns when writing words (e.g., *cage* → *badge*; *boy* → *boil*).
 - e. Consult reference materials (e.g., beginning dictionaries) as needed, to check and correct spellings. (L.2.2) (DOK 1,2)

Knowledge of Language

3. Use knowledge of language and its conventions when writing, speaking, reading, or listening.
 - a. Compare formal and informal uses of English. (L.2.3) (DOK 1,2)

Vocabulary Acquisition and Use

4. Determine or clarify the meaning of unknown and multiple-meaning words and phrases based on *grade 2 reading and content*, choosing flexibly from an array of strategies.
 - a. Use sentence-level context as a clue to the meaning of a word or phrase.
 - b. Determine the meaning of the new word formed when a known prefix is added to a known word (e.g., *happy/unhappy, tell/retell*).
 - c. Use a known root word to identify the meaning of an unknown word with the same root (e.g., *addition, additional*).
 - d. Use reference materials (e.g., glossaries and beginning dictionaries) to determine or clarify the meaning of words and phrases. (L.2.4) (DOK 2,3)
5. Demonstrate understanding of word relationships and nuances in word meanings.
 - a. Identify real-life connections between words and their use (e.g., describe foods that are *spicy* or *juicy*).
 - b. Distinguish shades of meaning among closely related verbs (e.g., *toss, throw, hurl*) and closely related adjectives (e.g., *thin, slender, skinny, scrawny*). (L.2.5) (DOK 2)
6. Use words and phrases acquired through conversations, reading and being read to, and responding to texts, including using adjectives and adverbs to describe (e.g., *When other kids are happy that makes me happy*). (L.2.6) (DOK 1,2)

Grade 3

Conventions of Standard English

1. Demonstrate command of the conventions of standard English grammar and usage when writing or speaking.
 - a. Explain the function of nouns, pronouns, verbs, adjectives, and adverbs in general and their functions in particular sentences.
 - b. Form and use regular and irregular plural nouns.
 - c. Use abstract nouns (e.g., *childhood*).
 - d. Form and use regular and irregular verbs.
 - e. Form and use the simple (e.g., *I walked*; *I walk*; *I will walk*) verb tenses.
 - f. Ensure subject-verb and pronoun-antecedent agreement.
 - g. Form and use comparative and superlative adjectives and adverbs, and choose between them depending on what is to be modified.
 - h. Use coordinating and subordinating conjunctions.
 - i. Produce simple, compound, and complex sentences. (L.3.1) (DOK 1,2)
2. Demonstrate command of the conventions of standard English capitalization, punctuation, and spelling when writing.
 - a. Capitalize appropriate words in titles.
 - b. Use commas in addresses.
 - c. Use commas and quotation marks in dialogue.
 - d. Form and use possessives.
 - e. Use conventional spelling for high-frequency and other studied words and for adding suffixes to base words (e.g., *sitting*, *smiled*, *cries*, *happiness*).
 - f. Use spelling patterns and generalizations (e.g., word families, position-based spellings, syllable patterns, ending rules, meaningful word parts) in writing words.
 - g. Consult reference materials (e.g., beginning dictionaries) as needed to check and correct spellings. (L.3.2) (DOK 1,2)

Knowledge of Language

3. Use knowledge of language and its conventions when writing, speaking, reading, or listening.
 - a. Choose words and phrases for effect.
 - b. Recognize and observe differences between the conventions of spoken and written standard English. (L.3.3) (DOK 2)

Vocabulary Acquisition and Use

4. Determine or clarify the meaning of unknown and multiple-meaning words and phrases based on *grade 3 reading and content*, choosing flexibly from a range of strategies.
 - a. Use sentence-level context as a clue to the meaning of a word or phrase.
 - b. Determine the meaning of the new word formed when a known affix is added to a known word (e.g., *agreeable/disagreeable*, *comfortable/uncomfortable*, *care/careless*, *heat/preheat*).
 - c. Use a known root word as a clue to the meaning of an unknown word with the same root (e.g., *company*, *companion*).
 - d. Use reference materials (e.g., glossaries or beginning dictionaries) to determine or clarify the precise meaning of key words and phrases. (L.3.4) (DOK 2,3)
5. Demonstrate understanding of word relationships and nuances in word meanings.
 - a. Distinguish the literal and nonliteral meanings of words and phrases in context (e.g., *take steps*).
 - b. Identify real-life connections between words and their use (e.g., describe people who are *friendly* or *helpful*).
 - c. Distinguish shades of meaning among related words that describe states of mind or degrees of certainty (e.g., *knew*, *believed*, *suspected*, *heard*, *wondered*). (L.3.5) (DOK 2)
6. Acquire and use accurately grade-appropriate conversational, general academic, and domain-specific words and phrases, including those that signal spatial and temporal relationships (e.g., *After dinner that night, we went looking for them*). (L.3.6) (DOK 1,2)

Grade 4

Conventions of Standard English

1. Demonstrate command of the conventions of standard English grammar and usage when writing or speaking.
 - a. Use relative pronouns (*who, whose, whom, which, that*) and relative adverbs (*where, when, why*).
 - b. Form and use the progressive (e.g., *I was walking; I am walking; I will be walking*) verb tenses.
 - c. Use modal auxiliaries (e.g., *can, may, must*) to convey various conditions.
 - d. Order adjectives within sentences according to conventional patterns.
 - e. Form and use prepositional phrases.
 - f. Produce complete sentences, recognize and correct fragments and run-ons.
 - g. Correctly use homophones (e.g., *to, too, two, there, their*). (L.4.1) (DOK 1,2)
2. Demonstrate command of the conventions of standard English capitalization, punctuation, and spelling when writing.
 - a. Use correct capitalization.
 - b. Use commas and quotation marks to mark direct speech and quotations from a text.
 - c. Use a comma before a coordinating conjunction in a compound sentence.
 - d. Spell correctly, consulting references as needed. (L.4.2) (DOK 1,2)

Knowledge of Language

3. Use knowledge of language and its conventions when writing, speaking, reading, or listening.
 - a. Choose words and phrases to convey ideas precisely.
 - b. Choose punctuation for effect.
 - c. Differentiate between contexts that call for formal English (e.g., presenting ideas) and situations where informal discourse is appropriate (e.g., small-group discussion). (L.4.3) (DOK 2)

Vocabulary Acquisition and Use

4. Determine or clarify the meaning of unknown and multiple-meaning words and phrases based on *grade 4 reading and content*, choosing flexibly from a range of strategies.
 - a. Use context (e.g., definitions, examples, or restatements in text) as a clue to the meaning of a word or phrase.
 - b. Use common, grade-appropriate Greek and Latin affixes and roots as clues to the meaning of a word (e.g., *telegraph, photograph, autograph*).
 - c. Consult reference materials (e.g., dictionaries, glossaries, thesauruses) to find the pronunciation and determine or clarify the precise meaning of key words and phrases. (L.4.4) (DOK 2,3).
5. Demonstrate understanding of figurative language, word relationships, and nuances in word meanings.
 - a. Explain the meaning of simple similes and metaphors (e.g., *as pretty as a picture*) in context.
 - b. Recognize and explain the meaning of common idioms, adages, and proverbs.
 - c. Demonstrate an understanding of synonyms and antonyms. (L.4.5) (DOK 2)
6. Acquire and use accurately grade-appropriate general academic and domain-specific words and phrases, including those that signal precise actions, emotions, or states of being (e.g., *quizzed, whined, stammered*) and that are basic to a particular topic (e.g., *wildlife, conservation, and endangered* when discussing animal preservation). (L.4.6) (DOK 1,2)

Grade 5

Conventions of Standard English

1. Demonstrate command of the conventions of standard English grammar and usage when writing or speaking.
 - a. Explain the function of conjunctions, prepositions, and interjections in general and their function in particular sentences.
 - b. Form and use the perfect (e.g., *I had walked; I have walked; I will have walked*) verb tenses.
 - c. Use verb tense to convey various times, sequences, states, and conditions.
 - d. Recognize and correct inappropriate shifts in verb tense.
 - e. Use correlative conjunctions (e.g., *either/or, neither/nor*). (L.5.1) (DOK 1,2)
2. Demonstrate command of the conventions of standard English capitalization, punctuation, and spelling when writing.
 - a. Use punctuation to separate items in a series.
 - b. Use a comma to separate an introductory element from the rest of the sentence.
 - c. Use a comma to set off the words *yes* and *no* (e.g., *Yes, thank you*), to set off a tag question from the rest of the sentence (e.g., *It's true, isn't it?*), and to indicate direct address (e.g., *Is that you, Steve?*).
 - d. Use underlining, quotation marks, or italics to indicate titles of works.
 - e. Spell grade-appropriate words correctly, consulting references as needed. (L.5.2) (DOK 1,2)

Knowledge of Language

3. Use knowledge of language and its conventions when writing, speaking, reading, or listening.
 - a. Expand, combine, and reduce sentences for meaning, reader/listener interest, and style.
 - b. Compare and contrast the varieties of English (e.g., dialects, registers) used in literature. (L.5.3) (DOK 2,3)

Vocabulary Acquisition and Use

4. Determine or clarify the meaning of unknown and multiple-meaning words and phrases based on *grade 5 reading and content*, choosing flexibly from a range of strategies.
 - a. Use context (e.g., cause/effect relationships and comparisons in text) as a clue to the meaning of a word or phrase.
 - b. Use common, grade-appropriate Greek and Latin affixes and roots as clues to the meaning of a word (e.g., *photograph, photosynthesis*).
 - c. Consult reference materials (e.g., dictionaries, glossaries, thesauruses) to find the pronunciation and determine or clarify the precise meaning of key words and phrases. (L.5.4) (DOK 2,3)
5. Demonstrate understanding of figurative language, word relationships, and nuances in word meanings.
 - a. Interpret figurative language, including similes and metaphors (e.g., *as pretty as a picture*), in context.
 - b. Recognize and explain the meaning of common idioms, adages, and proverbs.
 - c. Use the relationship between particular words (e.g., synonyms, antonyms, homographs) to better understand each of the words. (L.5.5) (DOK 2)
6. Acquire and use accurately grade-appropriate general academic and domain-specific words and phrases, including those that signal contrast, addition, and other logical relationships (e.g., *however, although, nevertheless, similarly, moreover, in addition*). (L.5.6) (DOK 1,2)

Standards for English Language Arts (6–12)

College and Career Readiness Anchor Standards for Reading

The grades 6–12 standards on the following pages define what students should understand and be able to do by the end of each grade. They correspond to the College and Career Readiness (CCR) anchor standards below by number. The CCR and grade-specific standards are necessary complements—the former providing broad standards, the latter providing additional specificity—that together define the skills and understandings that all students must demonstrate.

Key Ideas and Details

1. Read closely to determine what the text says explicitly and to make logical inferences from it; cite specific textual evidence when writing or speaking to support conclusions drawn from the text.
2. Determine central ideas or themes of a text and analyze their development; summarize the key supporting details and ideas.
3. Analyze how and why individuals, events, and ideas develop and interact over the course of a text.

Craft and Structure

4. Interpret words and phrases as they are used in a text, including determining technical, connotative, and figurative meanings, and analyze how specific word choices shape meaning or tone.
5. Analyze the structure of texts, including how specific sentences, paragraphs, and larger portions of the text (e.g., a section, chapter, scene, or stanza) relate to each other and the whole.
6. Assess how point of view or purpose shapes the content and style of a text.

Integration of Knowledge and Ideas

7. Integrate and evaluate content presented in diverse formats and media, including visually and quantitatively, as well as in words.*
8. Delineate and evaluate the argument and specific claims in a text, including the validity of the reasoning as well as the relevance and sufficiency of the evidence.
9. Analyze how two or more texts address similar themes or topics in order to build knowledge or to compare the approaches the authors take.

Range of Reading and Level of Text Complexity

10. Read and comprehend complex literary and informational texts independently and proficiently.

*See “Research to Build Knowledge” in Writing and “Comprehension and Collaboration” in Speaking and Listening for additional standards relevant to gathering, assessing, and applying information from print and digital sources.

Note on range and content of student reading

To become college and career ready, students must grapple with works of exceptional craft and thought whose range extends across genres, cultures, and centuries. Such works offer profound insights into the human condition and serve as models for students’ own thinking and writing. Along with high-quality contemporary works, these texts should be chosen from among seminal U.S. documents, the classics of American literature, and the timeless dramas of Shakespeare. Through wide and deep reading of literature and literary nonfiction and thoughtful exposure to visual media of steadily increasing sophistication, students gain a reservoir of literary and cultural knowledge, references, and images; the ability to evaluate intricate arguments; and the capacity to surmount the challenges posed by complex texts.

Reading Standards for Literature 6–12

The following standards offer a focus for instruction each year and help ensure that students gain adequate exposure to a range of texts and tasks. Rigor is also infused through the requirement that students read increasingly complex texts through the grades. *Students advancing through the grades are expected to meet each year's grade-specific standards and retain or further develop skills and understandings mastered in preceding grades.* The CCR anchor standards and high school grade-specific standards work in tandem to define college and career readiness expectations—the former providing broad standards, the latter providing additional specificity.

Grade 6

Key Ideas and Details

1. Cite textual evidence to support analysis of what the text says explicitly as well as inferences drawn from the text. (RL.6.1) (DOK 1,2,3)
2. Analyze literary text development.
 - a. Determine a theme of a text and how it is conveyed through particular details.
 - b. Incorporate a theme and story details into an objective summary of the text. (RL.6.2) (DOK 2,3)
3. Describe how a particular story's or drama's plot unfolds in a series of episodes as well as how the characters respond or change as the plot moves toward a resolution. (RL.6.3) (DOK 2,3)

Craft and Structure

4. Determine the meaning of words and phrases as they are used in a text, including figurative and connotative meanings; analyze the impact of a specific word choice on meaning and tone. (RL.6.4) (DOK 2,3)
5. Analyze how a particular sentence, chapter, scene, or stanza fits into the overall structure of a text and contributes to the development of the theme, setting, or plot. (RL.6.5) (DOK 2,3)
6. Explain how an author develops the point of view and/or perspective of the narrator or speaker in a text. (RL.6.6) (DOK 2,3,4)

Integration of Knowledge and Ideas

7. Compare and contrast the experience of reading a story, drama, or poem to listening to or viewing an audio, video, or live version of the text, including contrasting what they “see” and “hear” when reading the text to what they perceive when they listen or watch. (RL.6.7) (DOK 3,4)
8. (Not applicable to literature) (RL.6.8)
9. Compare and contrast texts in different forms or genres (e.g., stories and poems; historical novels and fantasy stories) in terms of their approaches to similar themes and topics. (RL.6.9) (DOK 3,4)

Range of Reading and Level of Text Complexity

10. By the end of the year, read and comprehend literature, including stories, dramas, and poems, in the grades 6–8 text complexity band proficiently, with scaffolding as needed at the high end of the range. (RL.6.10) (DOK 1,2)

Grade 7

Key Ideas and Details

1. Cite several pieces of textual evidence to support analysis of what the text says explicitly as well as inferences drawn from the text. (RL.7.1) (DOK 1,2,3)
2. Analyze literary text development.
 - a. Determine a theme or central idea of a text; analyze the development of the theme throughout the text.
 - b. Provide an objective summary of the text. (RL.7.2) (DOK 2,3)
3. Analyze how particular elements of a story or drama interact (e.g., how setting shapes the characters or plot). (RL.7.3) (DOK 2,3)

Craft and Structure

4. Determine the meaning of words and phrases as they are used in a text, including figurative and connotative meaning; analyze the impact of specific word choice on meaning, tone and mood, including words with multiple meanings within a text. (RL.7.4) (DOK 2,3)
5. Analyze the structure an author uses to organize a text and how it contributes to the text meaning. (RL.7.5) (DOK 3,4)
6. Analyze how an author contrasts the points of view and/or perspectives of different characters or narrators in a text. (RL.7.6) (DOK 3,4)

Integration of Knowledge and Ideas

7. Compare a text to another text in a different medium about the same topic; evaluate the techniques unique to each medium (e.g., lighting, sound, color, or camera focus and angles in a film) and its impact on the audience. (RL.7.7) (DOK 3,4)
8. (Not applicable to literature) (RL.7.8)
9. Compare and contrast a fictional portrayal of a time, place, or character and a historical account of the same period as a means of understanding how authors of fiction use or alter history. (RL.7.9) (DOK 3,4)

Range of Reading and Level of Text Complexity

10. By the end of the year, read and comprehend literature, including stories, dramas, and poems, in the grades 6–8 text complexity band proficiently, with scaffolding as needed at the high end of the range. (RL.7.10) (DOK 1,2)

Grade 8

Key Ideas and Details

1. Cite the textual evidence that most strongly supports an analysis of what the text says explicitly as well as inferences drawn from the text. (RL.8.1) (DOK 1,2,3)
2. Analyze literary text development.
 - a. Determine a theme of a text and analyze its development over the course of the text, including its relationship to the characters, setting, and plot.
 - b. Incorporate a theme and its relationship to other story elements into an objective summary of the text. (RL.8.2) (DOK 2,3)
3. Analyze how particular lines of dialogue or incidents in a story or drama propel the action, reveal aspects of a character, or provoke a decision. (RL.8.3) (DOK 2,3)

Craft and Structure

4. Determine the meaning of words and phrases as they are used in a text, including figurative and connotative meanings; analyze the impact of specific word choices on meaning and tone, including analogies or allusions to other texts. (RL.8.4) (DOK 2,3)
5. Compare and contrast the structure of two or more texts and analyze how the differing structure of each text contributes to its meaning and style. (RL.8.5) (DOK 3,4)
6. Analyze how differences in point of view and/or perspectives of the characters and the audience or reader (e.g., created through the use of dramatic irony) create such effects as suspense or humor. (RL.8.6) (DOK 3,4)

Integration of Knowledge and Ideas

7. Analyze the extent to which a filmed or live production of a story or drama stays faithful to or departs from the text or script, evaluating the choices made by the director or actors. (RL.8.7) (DOK 3,4)
8. (Not applicable to literature) (RL.8.8)
9. Analyze how a modern work of fiction draws on themes, patterns of events, or character types from myths, traditional stories, or religious works, including describing how the material is rendered new. (RL.8.9) (DOK 3,4)

Range of Reading and Level of Text Complexity

10. By the end of the year, read and comprehend literature, including stories, dramas, and poems, at the high end of grades 6-8 complexity band independently and proficiently. (RL.8.10) (DOK 1,2)

Grades 9–10

Key Ideas and Details

1. Cite strong and thorough textual evidence to support analysis of what the text says explicitly as well as inferences drawn from the text. (RL.9-10.1) (DOK 1,2,3)
2. Determine a theme or central idea of a text and analyze in detail its development over the course of the text, including how it emerges and is shaped and refined by specific details; provide an objective summary of the text. (RL.9-10.2) (DOK 2,3)
3. Analyze how complex characters (e.g., those with multiple or conflicting motivations) develop over the course of a text, interact with other characters, and advance the plot or develop the theme. (RL.9-10.3) (DOK 2,3)

Craft and Structure

4. Determine the meaning of words and phrases as they are used in the text, including figurative and connotative meanings; analyze the cumulative impact of specific word choices on meaning and tone (e.g., how the language evokes a sense of time and place; how it sets a formal or informal tone). (RL.9-10.4) (DOK 1,2,3)
5. Analyze how an author's choices concerning how to structure a text, order events within it (e.g., parallel plots), and manipulate time (e.g., pacing, flashbacks) create such effects as mystery, tension, or surprise. (RL.9-10.5) (DOK 3,4)
6. Analyze a particular point of view, perspective, or cultural experience reflected in a work of literature from outside the United States, drawing on a wide reading of world literature. (RL.9-10.6) (DOK 3,4)

Integration of Knowledge and Ideas

7. Analyze the representation of a subject or a key scene in two different artistic mediums, including what is emphasized or absent in each treatment. (RL.9-10.7) (DOK 3,4)
8. (Not applicable to literature) (RL.9-10.8)
9. Analyze how an author draws on and transforms source material in a specific work. (RL.9-10.9) (DOK 3,4)

Range of Reading and Level of Text Complexity

10. By the end of grade 9, read and comprehend literature, including stories, dramas, and poems, in the grades 9-10 text complexity band proficiently, with scaffolding as needed at the high end of the range. By the end of grade 10, read and comprehend literature, including stories, dramas, and poems, at the high end of the grades 9-10 text complexity band proficiently. (RL.9-10.10) (DOK 1,2)

Grades 11–12

Key Ideas and Details

1. Analyze and cite strong, clear, and thorough textual evidence to support what the text says explicitly as well as inferences drawn from the text, including where the text leaves room for subjective interpretation and perspective. (RL.11-12.1) (DOK 1,2,3)
2. Determine two or more themes or central ideas of a text and analyze their development over the course of the text, including how they interact and build on one another to produce a complex account; provide an objective summary of the text. (RL.11-12.2) (DOK 2,3,4)
3. Analyze the impact of the author's choices regarding how to develop and relate elements of a story or drama (e.g., where a story is set, how the action is ordered, how the characters are introduced and developed). (RL.11-12.3) (DOK 2,3,4)

Craft and Structure

4. Determine the meaning of words and phrases as they are used in the text, including figurative and connotative meanings; analyze the impact of specific word choices on meaning and tone, including

words with multiple meanings or language that is particularly fresh, engaging, or beautiful. (RL.11-12.4) (DOK 2,3)

5. Analyze how an author's choices concerning how to structure specific parts of a text (e.g., the choice of where to begin or end a story, the choice to provide a comedic or tragic resolution) contribute to its overall structure and meaning as well as its aesthetic impact. (RL.11-12.5) (DOK 3,4)
6. Analyze a case in which grasping point of view or perspective requires distinguishing what is directly stated in a text from what is really meant (e.g., satire, sarcasm, irony, or understatement). (RL.11-12.6) (DOK 3,4)

Integration of Knowledge and Ideas

7. Analyze multiple interpretations of a story, drama, or poem (e.g., recorded or live production of a play or recorded novel or poetry), evaluating how each version interprets the source text. (See list of possible texts in appendix.) (RL.11-12.7) (DOK 3,4)
8. (Not applicable to literature) (RL.11-12.8)
9. Demonstrate knowledge of eighteenth-, nineteenth-, twentieth-, and twenty-first century foundational works of American literature, including how two or more texts from the same period treat similar themes or topics. (RL.11-12.9) (DOK 3,4)

Range of Reading and Level of Text Complexity

10. By the end of grade 11, read and comprehend literature, including stories, dramas, and poems, in the grades 11-CCR text complexity band proficiently, with scaffolding as needed at the high end of the range.

By the end of grade 12, read and comprehend literature, including stories, dramas, and poems, at the high end of the grades 11-CCR text complexity band independently and proficiently. (RL.11-12.10) (DOK 1,2)

Reading Standards for Informational Text 6–12

Grade 6

Key Ideas and Details

1. Cite textual evidence to support analysis of what the text says explicitly as well as inferences drawn from the text. (RI.6.1) (DOK 1,2,3)
2. Analyze informational text development.
 - a. Determine a central idea of a text and how it is conveyed through particular details.
 - b. Provide an objective summary of the text that includes the central idea and relevant details. (RI.6.2) (DOK 2,3)
3. Analyze in detail how a key individual, event, or idea is introduced, illustrated, and elaborated in a text (e.g., through specific text examples). (RI.6.3) (DOK 2,3)

Craft and Structure

4. Determine the meaning of words and phrases as they are used in a text, including figurative, connotative, and technical meanings. (RI.6.4) (DOK 1,2,3)
5. Analyze how a particular sentence, paragraph, chapter, or section fits into the overall structure of a text and contributes to the development of the ideas. (RI.6.5) (DOK 2,3)
6. Determine an author's point of view or purpose in a text and explain how it is conveyed in the text. (RI.6.6) (DOK 2,3)

Integration of Knowledge and Ideas

7. Integrate information presented in different media or formats (e.g., visually, quantitatively), as well as in words to develop a coherent understanding of a topic or issue. (RI.6.7) (DOK 3,4)
8. Delineate and evaluate the argument and specific claims in a text, distinguishing claims that are supported by reasons and evidence from claims that are not. (RI.6.8) (DOK 2,3)
9. Compare and contrast one author's presentation of events with that of another (e.g., a memoir written by and a biography on the same person). (RI.6.9) (DOK 3,4)

Range of Reading and Level of Text Complexity

10. By the end of the year, read and comprehend literary nonfiction in the grades 6–8 text complexity band proficiently, with scaffolding as needed at the high end of the range. (RI.6.10) (DOK 1,2)

Grade 7

Key Ideas and Details

1. Cite several pieces of textual evidence to support analysis of what the text says explicitly as well as inferences drawn from the text. (RI.7.1) (DOK 1,2,3)
2. Analyze informational text development.
 - a. Determine two or more central ideas in a text and analyze their development throughout the text.
 - b. Provide an objective summary of the text. (RI.7.2) (DOK 2,3,4)
3. Analyze the interactions between individuals, events, and ideas in a text (e.g., how ideas influence individuals or events, or how individuals influence ideas or events). (RI.7.3) (DOK 2,3)

Craft and Structure

4. Determine the meaning of words and phrases as they are used in a text, including figurative, connotative, and technical meanings; analyze the impact of a specific word choice on meaning and tone. (RI.7.4) (DOK 1,2,3)
5. Analyze the structure an author uses to organize a text, including how the major sections contribute to the whole and to the development of the ideas. (RI.7.5) (DOK 2,3)
6. Determine an author's point of view or purpose in a text and analyze how the author distinguishes his or her position from that of others. (RI.7.6) (DOK 2,3)

Integration of Knowledge and Ideas

7. Compare and contrast a text to an audio, video, or multimedia version of the text, analyzing each medium's portrayal of the subject (e.g., how the delivery of a speech affects the impact of the words). (RI.7.7) (DOK 3,4)
8. Delineate and evaluate the argument and specific claims in a text, assessing whether the reasoning is sound and the evidence is relevant and sufficient to support the claims. (RI.7.8) (DOK 2,3,4)
9. Analyze how two or more authors writing about the same topic shape their presentations of key information by emphasizing different evidence or advancing different interpretations of facts. (RI.7.9) (DOK 3,4)

Range of Reading and Level of Text Complexity

10. By the end of the year, read and comprehend literary nonfiction in the grades 6–8 text complexity band proficiently, with scaffolding as needed at the high end of the range. (RI.7.10) (DOK 1,2)

Grade 8

Key Ideas and Details

1. Cite the textual evidence that most strongly supports an analysis of what the text says explicitly as well as inferences drawn from the text. (RI.8.1) (DOK 1,2,3)
2. Analyze informational text development.
 - a. Determine a central idea of a text and analyze its development over the course of the text, including its relationship to supporting ideas.
 - b. Incorporate central ideas and their relationships into an objective summary of the text. (RI.8.2) (DOK 2,3,4)
3. Analyze how a text makes connections among and distinctions between individuals, ideas, or events (e.g., through comparisons, analogies, or categories). (RI.8.3) (DOK 2,3)

Craft and Structure

4. Determine the meaning of words and phrases as they are used in a text, including figurative, connotative, and technical meanings; analyze the impact of specific word choices and phrases on meaning and tone, including analogies or allusions to other texts. (RI.8.4) (DOK 1,2,3)
5. Analyze in detail the structure of a specific paragraph in a text, including the role of particular sentences in developing and refining a key concept. (RI.8.5) (DOK 2,3)
6. Determine an author's point of view or purpose in a text and analyze how the author acknowledges and responds to conflicting evidence or viewpoints. (RI.8.6) (DOK 2,3)

Integration of Knowledge and Ideas

7. Evaluate the advantages and disadvantages of using different mediums (e.g., print or digital text, video, multimedia) to present a particular topic or idea. (RI.8.7) (DOK 3,4)
8. Delineate and evaluate the argument and specific claims in a text, assessing whether the reasoning is sound and the evidence is relevant and sufficient; recognize when irrelevant evidence is introduced. (RI.8.8) (DOK 2,3,4)
9. Analyze how two or more texts provide conflicting information on the same topic and identify where the texts disagree on matters of fact or interpretation. (RI.8.9) (DOK 3,4)

Range of Reading and Level of Text Complexity

10. By the end of the year, read and comprehend literary nonfiction, at the high end of the grades 6-8 text complexity band independently and proficiently. (RI.8.10) (DOK 1,2)

Grades 9–10

Key Ideas and Details

1. Cite strong and thorough textual evidence to support analysis of what the text says explicitly as well as inferences drawn from the text. (RI.9-10.1) (DOK 1,2,3)
2. Determine a central idea of a text and analyze its development over the course of the text, including how it emerges and is shaped and refined by specific details; provide an objective summary of the text. (RI.9-10.2) (DOK 2,3)
3. Analyze how the author unfolds an analysis or series of ideas or events, including the order in which the points are made, how they are introduced and developed, and the connections that are drawn between them. (RI.9-10.3) (DOK 2,3)

Craft and Structure

4. Determine the meaning of words and phrases as they are used in a text, including figurative, connotative, and technical meanings; analyze the cumulative impact of specific word choices on meaning and tone (e.g., how the language of a court opinion differs from that of a newspaper). (RI.9-10.4) (DOK 1,2,3)
5. Analyze in detail how an author’s ideas or claims are developed by particular sentences, paragraphs, or larger portions of a text (e.g., a section or chapter). (RI.9-10.5) (DOK 2,3)
6. Determine an author’s point of view or purpose in a text and analyze how an author uses rhetoric to advance that point of view or purpose. (RI.9-10.6) (DOK 2,3,4)

Integration of Knowledge and Ideas

7. Analyze various accounts of a subject told in different mediums (e.g., a person’s life story in both print and multimedia), determining which details are emphasized in each account. (RI.9-10.7) (DOK 3,4)
8. Delineate and evaluate the argument and specific claims in a text, assessing whether the reasoning is valid and the evidence is relevant and sufficient; identify any false statements and fallacious reasoning. (RI.9-10.8) (DOK 2,3,4)
9. Analyze seminal U.S. documents of historical and literary significance including how they address related themes and concepts. (RI.9-10.9) (DOK 3,4)

Range of Reading and Level of Text Complexity

10. By the end of grade 9, read and comprehend literary nonfiction in the grades 9–10 text complexity band proficiently, with scaffolding as needed at the high end of the range.
By the end of grade 10, read and comprehend literary nonfiction at the high end of the grades 9–10 text complexity band independently and proficiently. (RI.9-10.10) (DOK 1,2)

Grades 11–12

Key Ideas and Details

1. Analyze and cite strong and thorough textual evidence to support analysis of what the text says explicitly as well as inferences drawn from the text, including determining where the text leaves room for subjective interpretation and perspective. (RI.11-12.1) (DOK 1,2,3)
2. Determine two or more central ideas of a text and analyze their development over the course of the text, including how they interact and build on one another to provide a complex analysis; provide an objective summary of the text. (RI.11-12.2) (DOK 2,3,4)
3. Analyze a complex set of ideas or complex sequence of events and explain how specific individuals, ideas, or events interact and develop over the course of the text. (RI.11-12.3) (DOK 2,3)

Craft and Structure

4. Determine the meaning of words and phrases as they are used in a text, including figurative, connotative, and technical meanings; analyze how an author uses and refines the meaning of a key term or terms over the course of a text. (RI.11-12.4) (DOK 1,2,3)
5. Analyze and evaluate the effectiveness of the structure an author uses in their exposition or argument, including whether the structure makes points clear, convincing, and engaging. (RI.11-12.5) (DOK 2,3,4)
6. Determine an author's point of view or purpose in a text in which the rhetoric is particularly effective, analyzing how style and content contribute to the power, persuasiveness, or artistry of the text. (RI.11-12.6) (DOK 2,3,4)

Integration of Knowledge and Ideas

7. Integrate and evaluate multiple sources of information presented in different media or formats (e.g., visually, quantitatively), as well as in words in order to address a question or solve a problem. (RI.11-12.7) (DOK 3,4)
8. Delineate and evaluate the reasoning in seminal U.S. texts, including the application of constitutional principles and use of legal reasoning and the premises, purposes, and arguments in works of public advocacy. (RI.11-12.8) (DOK 2,3,4)
9. Analyze seventeenth-, eighteenth-, nineteenth-, and twentieth century foundational U.S. documents of historical and literary significance for their themes, purposes, and rhetorical features. (RI.11-12.9) (DOK 3,4)

Range of Reading and Level of Text Complexity

10. By the end of grade 11, read and comprehend literary nonfiction in the grades 11–CCR text complexity band proficiently, with scaffolding as needed at the high end of the range.
By the end of grade 12, read and comprehend literary nonfiction at the high end of the grades 11–CCR text complexity band independently and proficiently. (RI.11-12.10) (DOK 1,2)

College and Career Readiness Anchor Standards for Writing

The grades 6–12 standards on the following pages define what students should understand and be able to do by the end of each grade. They correspond to the College and Career Readiness (CCR) anchor standards below by number. The CCR and grade-specific standards are necessary complements—the former providing broad standards, the latter providing additional specificity—that together define the skills and understandings that all students must demonstrate.

Text Types and Purposes*

1. Write arguments to support claims in an analysis of substantive topics or texts, using valid reasoning and relevant and sufficient evidence.
2. Write informative/explanatory texts to examine and convey complex ideas and information clearly and accurately through the effective selection, organization, and analysis of content.
3. Write narratives to develop real or imagined experiences or events using effective technique, well-chosen details, and well-structured event sequences.

Production and Distribution of Writing

4. Produce clear and coherent writing in which the development, organization, and style are appropriate to task, purpose, and audience.
5. Develop and strengthen writing as needed by planning, revising, editing, rewriting, or trying a new approach.
6. Use technology, including the Internet, to produce and publish writing and to interact and collaborate with others.

Research to Build and Present Knowledge

7. Conduct short as well as more sustained research projects based on focused questions, demonstrating understanding of the subject under investigation.
8. Gather relevant information from multiple print and digital sources, assess the credibility and accuracy of each source, and integrate the information while avoiding plagiarism.
9. Draw evidence from literary or informational texts to support analysis, reflection, and research.

Range of Writing

10. Write routinely over extended time frames (time for research, reflection, and revision) and shorter time frames (a single sitting or a day or two) for a range of tasks, purposes, and audiences.

*These broad types of writing include many subgenres. See Appendix A for definitions of key writing types.

Note on range and content of student writing

For students, writing is a key means of asserting and defending claims, showing what they know about a subject, and conveying what they have experienced, imagined, thought, and felt. To be college- and career-ready writers, students must take task, purpose, and audience into careful consideration, choosing words, information, structures, and formats deliberately. They need to know how to combine elements of different kinds of writing—for example, to use narrative strategies within argument and explanation within narrative—to produce complex and nuanced writing. They need to be able to use technology strategically when creating, refining, and collaborating on writing and visual media. They have to become adept at gathering information, evaluating sources, and citing material accurately, reporting findings from their research and analysis of sources in a clear and cogent manner. They must have the flexibility, concentration, and fluency to produce high-quality first draft text under a tight deadline as well as the capacity to revisit and make improvements to a piece of writing over multiple drafts when circumstances encourage or require it.

Writing Standards 6–12

The following standards for grades 6–12 offer a focus for instruction each year to help ensure that students gain adequate mastery of a range of skills and applications. Each year in their writing, students should demonstrate increasing sophistication in all aspects of language use, from vocabulary and syntax to the development and organization of ideas, and they should address increasingly demanding content and sources. *Students advancing through the grades are expected to meet each year’s grade-specific standards and retain or further develop skills and understandings mastered in preceding grades.* The expected growth in student writing ability is reflected both in the standards themselves and in the collection of annotated student writing samples in Appendix C.

Grade 6

Text Types and Purposes

1. Write arguments to support claims with clear reasons and relevant evidence.
 - a. Introduce claim(s) and organize the reasons and evidence clearly.
 - b. Support claim(s) with clear reasons and relevant evidence, using credible sources and demonstrating an understanding of the topic or text.
 - c. Use appropriate words, phrases, clauses to clarify the relationships among claim(s) and reasons.
 - d. Establish and maintain tone and style appropriate to task and audience.
 - e. Provide a concluding statement or section from the argument presented. (W.6.1) (DOK 3,4)
2. Write informative/explanatory texts to examine a topic and convey ideas, concepts, and information through the selection, organization, and analysis of relevant content.
 - a. Introduce a topic; organize ideas, concepts, and information, using strategies such as definition, classification, comparison/contrast, and cause/effect; include formatting (e.g., headings), graphics (e.g., charts, tables), and multimedia when useful to aiding comprehension.
 - b. Develop the topic with relevant facts, definitions, concrete details, quotations, or other information and examples.
 - c. Use appropriate transitions, words, phrases, and clauses to clarify the relationships among ideas and concepts.
 - d. Use precise language and domain-specific vocabulary to inform about or explain the topic.
 - e. Establish and maintain tone and style appropriate to task and audience.
 - f. Provide a concluding statement or section that follows the information or explanation presented. (W.6.2) (DOK 3,4)
3. Write narratives to develop real or imagined experiences or events using effective technique, relevant descriptive details, and well-structured event sequences.
 - a. Engage and orient the reader by establishing a context and introducing a narrator and/or characters; organize an event sequence that unfolds naturally and logically.
 - b. Use narrative techniques, such as dialogue, pacing, and description, to develop experiences, events, and/or characters.
 - c. Use a variety of transition words, phrases, and clauses to convey sequence and signal shifts from one time frame or setting to another.
 - d. Use precise words and phrases, relevant descriptive details, and sensory language to convey experiences and events.
 - e. Provide a conclusion that follows the narrated experiences or events. (W.6.3) (DOK 3,4)

Production and Distribution of Writing

4. Produce clear and coherent writing in which the development, organization, and style are appropriate to task, purpose, and audience. (Grade-specific expectations for writing types are defined in standards 1–3 above) (DOK 3,4)
5. With some guidance and support from peers and adults, develop and strengthen writing as needed by planning, revising, editing, rewriting, or trying a new approach. (Editing for conventions should demonstrate command of Language standards 1–3 up to and including grade 6.) (W.6.5) (DOK 2,3,4)
6. Use technology to produce and publish writing as well as to interact and collaborate with others; demonstrate sufficient command of keyboarding skills. (W.6.6) (DOK 1,2,3)

Research to Build and Present Knowledge

7. Conduct short research projects to answer a question, drawing on several sources and refocusing the inquiry when appropriate. (W.6.7) (DOK 3,4)
8. Gather relevant information from multiple print and digital sources; assess the credibility of each source; and quote or paraphrase the data and conclusions of others while avoiding plagiarism and providing basic bibliographic information for sources. (W.6.8) (DOK 2,3,4)
9. Draw evidence from literary or informational texts to support analysis, reflection, and research.
 - a. Apply *grade 6 Reading standards* to literature (e.g., “Compare and contrast texts in different forms or genres (e.g., stories and poems; historical novels and fantasy stories) in terms of their approaches to similar themes and topics”).
 - b. Apply *grade 6 Reading standards* to literary nonfiction (e.g., “Delineate and evaluate the argument and specific claims in a text, distinguishing claims that are supported by reasons and evidence from claims that are not”). (W.6.9) (DOK 2,3,4)

Range of Writing

10. Write routinely over extended time frames (time for research, reflection, and revision) and shorter time frames (a single sitting or a day or two) for a range of discipline-specific tasks, purposes, and audiences. (W.6.10) (DOK 1,2,3,4)

Grade 7

Text Types and Purposes

1. Write arguments to support claims with clear reasons and relevant evidence.
 - a. Introduce claim(s), acknowledge alternate or opposing claims, and organize the reasons and evidence logically.
 - b. Support claim(s) with logical reasoning and relevant evidence, using accurate, credible sources and demonstrating an understanding of the topic or text.
 - c. Use words, phrases, and clauses to create cohesion and clarify the relationships among claim(s), reasons, and evidence.
 - d. Establish and maintain a tone and style appropriate for the task and audience.
 - e. Provide a concluding statement or section that follows and supports the argument presented. (W.7.1) (DOK 3,4)
2. Write informative/explanatory texts to examine a topic and convey ideas, concepts, and information through the selection, organization, and analysis of relevant content.
 - a. Introduce a topic clearly, previewing what is to follow; organize ideas, concepts, and information, using strategies such as definition, classification, comparison/contrast, and cause/effect; include formatting (e.g., headings), graphics (e.g., charts, tables), and multimedia when useful to aiding comprehension.
 - b. Develop the topic with relevant facts, definitions, concrete details, quotations, or other information and examples.
 - c. Use appropriate transitions to create cohesion and clarify the relationships among ideas and concepts.
 - d. Use precise language and domain-specific vocabulary to inform about or explain the topic.
 - e. Establish and maintain a formal style.

- f. Provide a concluding statement or section that follows and supports the information or explanation presented. (W.7.2) (DOK 3,4)
3. Write narratives to develop real or imagined experiences or events using effective technique, relevant descriptive details, and well-structured event sequences.
 - a. Engage and orient the reader by establishing a context and point of view and introducing a narrator and/or characters; organize an event sequence that unfolds naturally and logically.
 - b. Use narrative techniques, such as dialogue, pacing, and description, to develop experiences, events, and/or characters.
 - c. Use a variety of transition words, phrases, and clauses to convey sequence and signal shifts from one time frame or setting to another.
 - d. Use precise words and phrases, relevant descriptive details, and sensory language to capture the action and convey experiences and events.
 - e. Provide a conclusion that follows from and reflects on the narrated experiences or events. (W.7.3) (DOK 3,4)

Production and Distribution of Writing

4. Produce clear and coherent writing in which the development, organization, and style are appropriate to task, purpose, and audience. (Grade-specific expectations for writing types are defined in standards 1–3 above.) (W.7.4) (DOK 3,4)
5. With some guidance and support from peers and adults, develop and strengthen writing as needed by planning, revising, editing, rewriting, or trying a new approach, focusing on how well purpose and audience have been addressed. (Editing for conventions should demonstrate command of Language standards 1–3 up to and including grade 7.) (W.7.5) (DOK 2,3,4)
6. Use technology to produce and publish writing and link to and cite sources as well as to interact and collaborate with others, including linking to and citing sources. (W.7.6) (DOK 1,2,3)

Research to Build and Present Knowledge

7. Conduct short research projects to answer a question, drawing on several sources and generating additional related, focused questions for further research and investigation. (W.7.7) (DOK 3,4)
8. Gather relevant information from multiple print and digital sources, using search terms effectively; assess the credibility and accuracy of each source; and quote or paraphrase the data and conclusions of others while avoiding plagiarism and following a standard format for citation. (W.7.8) (DOK 2,3,4)
9. Draw evidence from literary or informational texts to support analysis, reflection, and research.
 - a. Apply *grade 7 Reading standards* to literature (e.g., “Compare and contrast a fictional portrayal of a time, place, or character and a historical account of the same period as a means of understanding how authors of fiction use or alter history”).
 - b. Apply *grade 7 Reading standards* to literary nonfiction (e.g., “Delineate and evaluate the argument and specific claims in a text, assessing whether the reasoning is sound and the evidence is relevant and sufficient to support the claims”). (W.7.9) (DOK 2,3,4)

Range of Writing

10. Write routinely over extended time frames (time for research, reflection, and revision) and shorter time frames (a single sitting or a day or two) for a range of discipline-specific tasks, purposes, and audiences. (W.7.10) (DOK 1,2,3,4)

Grade 8

Text Types and Purposes

1. Write arguments to support claims with clear reasons and relevant evidence.
 - a. Introduce claim(s), acknowledge and distinguish the claim(s) from alternate or opposing claims, and organize the reasons and evidence logically.
 - b. Support claim(s) with logical reasoning and relevant evidence, using accurate, credible sources and demonstrating an understanding of the topic or text.
 - c. Use words, phrases, and clauses to create cohesion and clarify the relationships among claim(s), counterclaims, reasons, and evidence.
 - d. Establish and maintain a tone and style appropriate to the task and audience.
 - e. Provide a concluding statement or section that follows and supports the argument presented. (W.8.1) (DOK 3,4)
2. Write informative/explanatory texts to examine a topic and convey ideas, concepts, and information through the selection, organization, and analysis of relevant content.
 - a. Introduce a topic clearly, previewing what is to follow; organize ideas, concepts, and information into broader categories; include formatting (e.g., headings), graphics (e.g., charts, tables), and multimedia when useful to aiding comprehension.
 - b. Develop the topic with relevant, well-chosen facts, definitions, concrete details, quotations, or other information and examples.
 - c. Use appropriate and varied transitions to create cohesion and clarify the relationships among ideas and concepts.
 - d. Use precise language and domain-specific vocabulary to inform about or explain the topic.
 - e. Establish and maintain a formal style.
 - f. Provide a concluding statement or section that follows from and supports the information or explanation presented. (W.8.2) (DOK 3,4)
3. Write narratives to develop real or imagined experiences or events using effective technique, relevant descriptive details, and well-structured event sequences.
 - a. Engage and orient the reader by establishing a context and point of view and introducing a narrator and/or characters; organize an event sequence that unfolds naturally and logically.
 - b. Use narrative techniques, such as dialogue, pacing, description, and reflection, to develop experiences, events, and/or characters.
 - c. Use a variety of transition words, phrases, and clauses to convey sequence, signal shifts from one time frame or setting to another, and show the relationships among experiences and events.
 - d. Use precise words and phrases, relevant descriptive details, and sensory language to capture the action and convey experiences and events.
 - e. Provide a conclusion that follows and reflects on the narrated experiences or event. (W.8.3) (DOK 3,4)

Production and Distribution of Writing

4. Produce clear and coherent writing in which the development, organization, and style are appropriate to task, purpose, and audience. (Grade-specific expectations for writing types are defined in standards 1–3 above.) (W.8.4) (DOK 3,4)
5. With some guidance and support from peers and adults, develop and strengthen writing as needed by planning, revising, editing, rewriting, or trying a new approach, focusing on how well purpose and audience have been addressed. (Editing for conventions should demonstrate command of Language standards 1–3 up to and including grade 8.) (W.8.5) (DOK 2,3,4)
6. Use technology to produce and publish writing to interact and collaborate with others through a variety of media to present the relationships between information and ideas efficiently, including linking to and citing sources. (W.8.6) (DOK 1,2,3)

Research to Build and Present Knowledge

7. Conduct short research projects to answer a question (including a self-generated question), drawing on several sources and generating additional related, focused questions that allow for multiple avenues of exploration. (W.8.7) (DOK 3,4)
8. Gather relevant information from multiple print and digital sources, using search terms effectively; assess the credibility and accuracy of each source; and quote or paraphrase the data and conclusions of others while avoiding plagiarism and following a standard format for citation. (W.8.8) (DOK 2,3,4)
9. Draw evidence from literary or informational texts to support analysis, reflection, and research.
 - a. Apply *grade 8 Reading standards* to literature (e.g., “Analyze how a modern work of fiction draws on themes, patterns of events, or character types from myths, traditional stories, or religious works, including describing how the material is rendered new”).
 - b. Apply *grade 8 Reading standards* to literary nonfiction (e.g., “Delineate and evaluate the argument and specific claims in a text, assessing whether the reasoning is sound and the evidence is relevant and sufficient; recognize when irrelevant evidence is introduced”). (W.8.9) (DOK 2,3,4)

Range of Writing

10. Write routinely over extended time frames (time for research, reflection, and revision) and shorter time frames (a single sitting or a day or two) for a range of discipline-specific tasks, purposes, and audiences. (W.8.10) (DOK 1,2,3,4)

Grades 9–10

Text Types and Purposes

1. Write arguments to support claims in an analysis of substantive topics or texts, using valid reasoning and relevant and sufficient evidence.
 - a. Introduce precise claim(s), distinguish the claim(s) from alternate or opposing claims, and create an organization that establishes clear relationships among claim(s), counterclaims, reasons, and evidence.
 - b. Develop claim(s) and counterclaims fairly, supplying evidence for each while pointing out the strengths and limitations of both in a manner that anticipates the audience’s knowledge level and concerns.
 - c. Use words, phrases, and clauses to link the major sections of the text, create cohesion, and clarify the relationships between claim(s) and reasons, between reasons and evidence, and between claim(s) and counterclaims.
 - d. Establish and maintain a formal style and objective tone while attending to the norms and conventions of the discipline in which they are writing.
 - e. Provide a concluding statement or section that follows from and supports the argument presented. (W.9-10.1) (DOK 3,4)
2. Write informative/explanatory texts to examine and convey complex ideas, concepts, and information clearly and accurately through the effective selection, organization, and analysis of content.
 - a. Introduce a topic; organize complex ideas, concepts, and information to make important connections and distinctions; include formatting (e.g., headings), graphics (e.g., figures, tables), and multimedia when useful to aiding comprehension.
 - b. Develop the topic with well-chosen, relevant, and sufficient facts, extended definitions, concrete details, quotations, or other information and examples appropriate to the audience’s knowledge of the topic.
 - c. Use appropriate and varied transitions to link the major sections of the text, create cohesion, and clarify the relationships among complex ideas and concepts.
 - d. Use precise language and domain-specific vocabulary to manage the complexity of the topic.
 - e. Establish and maintain a formal style and objective tone while attending to the norms and conventions of the discipline in which they are writing.
 - f. Provide a concluding statement or section that follows from and supports the information or explanation presented (e.g., articulating implications or the significance of the topic). (W.9-10.2) (DOK 3,4)

3. Write narratives to develop real or imagined experiences or events using effective technique, well-chosen details, and well-structured event sequences.
 - a. Engage and orient the reader by setting out a problem, situation, or observation and its significance, establishing one or multiple point(s) of view, and introducing a narrator and/or characters.
 - b. Use narrative techniques, including dialogue, pacing, description, reflection, and multiple plot lines, to develop experiences, events, and/or characters; create a smooth progression of experiences or events.
 - c. Use a variety of techniques to sequence events so that they build on one another to create a coherent whole (e.g., flashback, foreshadowing, and cause and effect).
 - d. Use precise words and phrases, telling details, and sensory language to convey a vivid picture of the experiences, events, setting, and/or characters.
 - e. Provide a conclusion that follows from and reflects on what is experienced, observed, or resolved over the course of the narrative. (W.9-10.3) (DOK 3,4)

Production and Distribution of Writing

4. Produce clear and coherent writing in which the development, organization, and style are appropriate to task, purpose, and audience. (Grade-specific expectations for writing types are defined in standards 1–3 above). (W.9-10.4) (DOK 3,4)
5. Develop and strengthen writing as needed by planning, revising, editing, rewriting, or trying a new approach, focusing on addressing what is most significant for a specific purpose and audience. (Editing for conventions should demonstrate command of Language standards 1–3 up to and including grades 9–10.) (W.9-10.5) (DOK 2,3,4)
6. Use technology to produce, publish, and update individual or shared writing products, taking advantage of technology’s capacity to link to other information and to display information flexibly and dynamically. (W.9-10.6) (DOK 1,2,3)

Research to Build and Present Knowledge

7. Conduct short as well as more sustained research projects to answer a question (including a self-generated question) or solve a problem; narrow or broaden the inquiry when appropriate; synthesize multiple sources on the subject, demonstrating understanding of the subject under investigation. (W.9-10.7) (DOK 3,4)
8. Gather relevant information from multiple credible primary and secondary authoritative print and digital sources, using advanced searches effectively; assess the usefulness of each source in answering the research question; integrate information into the text selectively to maintain the flow of ideas, avoiding plagiarism and following a standard format for citation. (W.9-10.8) (DOK 2,3,4)
9. Draw evidence from literary or informational texts to support analysis, reflection, and research.
 - a. Apply *grades 9–10 Reading standards* to literature (e.g., “Analyze how an author draws on and transforms source material in a specific work.”).
 - b. Apply *grades 9–10 Reading standards* to literary nonfiction (e.g., “Delineate and evaluate the argument and specific claims in a text, assessing whether the reasoning is valid and the evidence is relevant and sufficient; identify any false statements and fallacious reasoning”). (W.9-10.9) (DOK 2,3,4)

Range of Writing

10. Write routinely over extended time frames (time for research, reflection, and revision) and shorter time frames (a single sitting or a day or two) for a range of tasks, purposes, and audiences, scaffolding as needed. (W.9-10.10) (DOK 1,2,3,4)

Grades 11–12

Text Types and Purposes

1. Write arguments to support claims in an analysis of substantive topics or texts, using valid reasoning and relevant and sufficient evidence.
 - a. Introduce precise, knowledgeable claim(s), establish the significance of the claim(s), distinguish the claim(s) from alternate or opposing claims, and create an organization that logically sequences claim(s), counterclaims, reasons, and evidence.
 - b. Develop claim(s) and counterclaims fairly and thoroughly, supplying the most relevant evidence for each while pointing out the strengths and limitations of both in a manner that anticipates the audience's knowledge level, concerns, values, and possible biases.
 - c. Use words, phrases, and clauses as well as varied syntax to link the major sections of the text, create cohesion, and clarify the relationships between claim(s) and reasons, between reasons and evidence, and between claim(s) and counterclaims.
 - d. Establish and maintain a formal style and objective tone while attending to the norms and conventions of the discipline in which they are writing.
 - e. Provide a concluding statement or section that follows from and supports the argument presented, summarizing key points of the argument. (W.11-12.1) (DOK 3,4)
2. Write informative/explanatory texts to examine and convey complex ideas, concepts, and information clearly and accurately through the effective selection, organization, and analysis of content.
 - a. Introduce a topic; organize complex ideas, concepts, and information so that each new element builds on that which precedes it to create a unified whole; include formatting (e.g., headings), graphics (e.g., figures, tables), and multimedia when useful to aiding comprehension.
 - b. Develop the topic clearly and thoroughly by selecting the most significant and relevant facts, extended definitions, concrete details, quotations, or other information and examples appropriate to the audience's knowledge of the topic.
 - c. Use appropriate and varied transitions and syntax to link the major sections of the text, create cohesion, and clarify the relationships among complex ideas and concepts.
 - d. Use precise language, domain-specific vocabulary, and techniques such as figures of speech (e.g., metaphor, simile, analogy) or text structure, to manage the complexity of the topic.
 - e. Establish and maintain a formal style and objective tone while attending to the norms and conventions of the discipline in which they are writing.
 - f. Provide a concluding statement or section that follows from and supports the information or explanation that includes articulating implications or the significance of the topic (e.g., articulating implications or the significance of the topic). (W.11-12.2) (DOK 3,4)
3. Write narratives to develop real or imagined experiences or events using effective technique, well-chosen details, and well-structured event sequences.
 - a. Engage and orient the reader by setting out a problem, situation, or observation and its significance, establishing one or multiple point(s) of view, and introducing a narrator and/or characters.
 - b. Use narrative techniques, including dialogue, pacing, description, reflection, and multiple plot lines, to develop experiences, events, and/or characters; create a smooth progression of experiences or events.
 - c. Use a variety of techniques to sequence events so that they build on one another to create a coherent whole and build toward a particular tone and outcome (e.g., a sense of mystery, suspense, or resolution).
 - d. Use precise words and phrases, telling details, and sensory language to convey a vivid picture of the experiences, events, setting, and/or characters.
 - e. Provide a conclusion that follows from and reflects on what is experienced, observed, or resolved over the course of the narrative. (W.11-12.3) (DOK 3,4)

Production and Distribution of Writing

4. Produce clear and coherent writing in which the development, organization, and style are appropriate to task, purpose, and audience. (Grade-specific expectations for writing types are defined in standards 1–3 above.) (W.11-12.4) (DOK 3,4)
5. Develop and strengthen writing as needed by planning, revising, editing, rewriting, or trying a new approach, focusing on addressing what is most significant for a specific purpose and audience. (Editing for conventions should demonstrate command of Language standards 1–3 up to and including grades 11–12.) (W.11-12.5) (DOK 2,3,4)
6. Use technology to produce, publish, and update individual or shared writing products in response to ongoing feedback, including new arguments or information. (W.11-12.6) (DOK 1,2,3)

Research to Build and Present Knowledge

7. Conduct short as well as more sustained research projects to answer a question (including a self-generated question) or solve a problem; narrow or broaden the inquiry when appropriate; synthesize multiple sources on the subject, demonstrating understanding of the subject under investigation. (W.11-12.7) (DOK 3,4)
8. Gather relevant information from multiple credible primary and secondary authoritative print and digital sources, using advanced searches effectively; assess the strengths and limitations of each source in terms of the task, purpose, and audience; integrate information into the text selectively to maintain the flow of ideas, avoiding plagiarism and overreliance on any one source and following a standard format for citation. (W.11-12.8) (DOK 2,3,4)
9. Draw evidence from literary or informational texts to support analysis, reflection, and research.
 - a. Apply *grades 11–12 Reading standards* to literature (e.g., “Demonstrate knowledge of eighteenth-, nineteenth-, twentieth-, and twenty-first century foundational works of American literature, including how two or more texts from the same period treat similar themes or topics”).
 - b. Apply *grades 11–12 Reading standards* to literary nonfiction (e.g., “Delineate and evaluate the reasoning in seminal U.S. texts, including the application of constitutional principles and use of legal reasoning and the premises, purposes, and arguments in works of public advocacy”). (W.11-12.9) (DOK 2,3,4)

Range of Writing

10. Write routinely over extended time frames (time for research, reflection, and revision) and shorter time frames (a single sitting or a day or two) for a range of tasks, purposes, and audiences. (W.11-12.10) (DOK 1,2,3,4)

College and Career Readiness Anchor Standards for Speaking and Listening

The grades 6–12 standards on the following pages define what students should understand and be able to do by the end of each grade. They correspond to the College and Career Readiness (CCR) anchor standards below by number. The CCR and grade-specific standards are necessary complements—the former providing broad standards, the latter providing additional specificity—that together define the skills and understandings that all students must demonstrate.

Comprehension and Collaboration

1. Prepare for and participate effectively in a range of conversations and collaborations with diverse partners, building on others' ideas and expressing their own clearly and persuasively.
2. Integrate and evaluate information presented in diverse media and formats, including visually, quantitatively, and orally.
3. Evaluate a speaker's point of view, reasoning, and use of evidence and rhetoric.

Presentation of Knowledge and Ideas

4. Present information, findings, and supporting evidence such that listeners can follow the line of reasoning and the organization, development, and style are appropriate to task, purpose, and audience.
5. Make strategic use of digital media and visual displays of data to express information and enhance understanding of presentations.
6. Adapt speech to a variety of contexts and communicative tasks, demonstrating command of formal English when indicated or appropriate.

Note on range and content of student speaking and listening

To become college and career ready, students must have ample opportunities to take part in a variety of rich, structured conversations—as part of a whole class, in small groups, and with a partner—built around important content in various domains. They must be able to contribute appropriately to these conversations, to make comparisons and contrasts, and to analyze and synthesize a multitude of ideas in accordance with the standards of evidence appropriate to a particular discipline. Whatever their intended major or profession, high school graduates will depend heavily on their ability to listen attentively to others so that they are able to build on others' meritorious ideas while expressing their own clearly and persuasively.

New technologies have broadened and expanded the role that speaking and listening play in acquiring and sharing knowledge and have tightened their link to other forms of communication. The Internet has accelerated the speed at which connections between speaking, listening, reading, and writing can be made, requiring that students be ready to use these modalities nearly simultaneously. Technology itself is changing quickly, creating a new urgency for students to be adaptable in response to change.

Speaking and Listening Standards 6–12

The following standards for grades 6–12 offer a focus for instruction in each year to help ensure that students gain adequate mastery of a range of skills and applications. *Students advancing through the grades are expected to meet each year's grade-specific standards and retain or further develop skills and understandings mastered in preceding grades.* The CCR anchor standards and high school grade-specific standards work in tandem to define college and career readiness expectations—the former providing broad standards, the latter providing additional specificity.

Grade 6

Comprehension and Collaboration

1. Engage effectively in a range of collaborative discussions (one-on-one, in groups, and teacher-led) with diverse partners on *grade 6 topics, texts, and issues*, building on others' ideas and expressing their own clearly.
 - a. Come to discussions prepared, having read or studied required material; explicitly draw on that preparation by referring to evidence on the topic, text, or issue to probe and reflect on ideas under discussion.
 - b. Follow rules for collegial discussions (e.g., informal consensus, taking votes on key issues, presentation of alternate views), set specific goals and deadlines, and define individual roles as needed.
 - c. Pose and respond to specific questions with elaboration and detail by making comments that contribute to the topic, text, or issue under discussion.
 - d. Review the key ideas expressed and demonstrate understanding of multiple perspectives through reflection and paraphrasing. (SL.6.1) (DOK 1,2,3)
2. Interpret information presented in diverse media and formats (e.g., visually, quantitatively, orally) and explain how it contributes to a topic, text, or issue under study. (SL.6.2) (DOK 2,3)
3. Delineate a speaker's argument and specific claims, distinguishing claims that are supported by reasons and evidence from claims that are not. (SL.6.3) (DOK 2,3)

Presentation of Knowledge and Ideas

4. Present claims and findings, sequencing ideas logically and using pertinent descriptions, facts, and details to accentuate main ideas or themes appropriate to purpose, audience, and task. (SL.6.4) (DOK 1,2,3)
5. Include multimedia components (e.g., graphics, images, music, sound) and visual displays in presentations to clarify information. (SL.6.5) (DOK 2,3)
6. Adapt speech to a variety of contexts and tasks, such as conducting interviews and participating in public performances, demonstrating command of formal English when indicated or appropriate; use appropriate eye contact, adequate volume, and clear pronunciation. (See grade 6 Language standards 1 and 3 for specific expectations) (SL.6.6) (DOK 1,2,3).

Grade 7

Comprehension and Collaboration

1. Engage effectively in a range of collaborative discussions (one-on-one, in groups, and teacher-led) with diverse partners on *grade 7 topics, texts, and issues*, building on others' ideas and expressing their own clearly.
 - a. Come to discussions prepared, having read or researched material under study; explicitly draw on that preparation by referring to evidence on the topic, text, or issue to probe and reflect on ideas under discussion.
 - b. Follow rules for collegial discussions and decision-making (e.g., informal consensus, taking votes on key issues, presentation of alternate views), track progress toward specific goals and deadlines, and define individual roles as needed.
 - c. Pose questions that elicit elaboration and respond to others' questions and comments with relevant observations and ideas that bring the discussion back on topic as needed.

- d. Acknowledge new information expressed by others and, when warranted, modify their own views. (SL.7.1) (DOK 1,2,3)
2. Analyze the main ideas and supporting details presented in diverse media and formats (e.g., visually, quantitatively, orally) and explain how the ideas clarify a topic, text, or issue under study. (SL.7.2) (DOK 2,3)
3. Delineate a speaker's argument and specific claims, evaluating the soundness of the reasoning and the relevance and sufficiency of the evidence. (SL.7.3) (DOK 2,3,4)

Presentation of Knowledge and Ideas

4. Present claims and findings, emphasizing salient points in a focused, coherent manner with pertinent descriptions, facts, details, and examples, and style appropriate to purpose, audience, and task. (SL.7.4) (DOK 1,2,3)
5. Integrate multimedia components and visual displays (e.g., graphics, images, charts, graphs) in presentations to clarify claims and findings and emphasize salient points. (SL.7.5) (DOK 2,3)
6. Adapt speech to a variety of contexts and tasks, such as conducting interviews and participating in public performances, demonstrating command of formal English when indicated or appropriate; use appropriate eye contact, adequate volume, and clear pronunciation. (See grade 7 Language standards 1 and 3 for specific expectations) (SL.7.6) (DOK 1,2,3)

Grade 8

Comprehension and Collaboration

1. Engage effectively in a range of collaborative discussions (one-on-one, in groups, and teacher-led) with diverse partners on *grade 8 topics, texts, and issues*, building on others' ideas and expressing their own clearly.
 - a. Come to discussions prepared, having read or researched material under study; explicitly draw on that preparation by referring to evidence on the topic, text, or issue to probe and reflect on ideas under discussion.
 - b. Follow rules for collegial discussions and decision-making (e.g., informal consensus, taking votes on key issues, presentation of alternate views), track progress toward specific goals and deadlines, and define individual roles as needed.
 - c. Pose questions that connect the ideas of several speakers and respond to others' questions and comments with relevant evidence, observations, and ideas.
 - d. Acknowledge new information expressed by others, and, when warranted, justify or modify their own views in light of the evidence presented. (SL.8.1) (DOK 1,2,3)
2. Analyze the purpose of information presented in diverse media and formats (e.g., visually, quantitatively, orally) and evaluate the motives (e.g., social, commercial, political) behind its presentation. (SL.8.2) (DOK 2,3,4)
3. Delineate a speaker's argument and specific claims, evaluating the soundness of the reasoning and relevance and sufficiency of the evidence, and identifying when irrelevant evidence is introduced. (SL.8.3) (DOK 2,3,4)

Presentation of Knowledge and Ideas

4. Present claims and findings, emphasizing salient points in a focused, coherent manner with relevant evidence, sound valid reasoning, and well-chosen details appropriate to the purpose, audience, and task. (SL.8.4) (DOK 1,2,3)
5. Integrate multimedia components and visual displays (e.g., graphics, images, charts and graphs, sound, audio, interactive elements) in presentations to clarify information, strengthen claims and evidence, and add interest. (SL.8.5) (DOK 2,3)
6. Adapt speech to a variety of contexts and tasks, such as conducting interviews and participating in public performances, demonstrating command of formal English when indicated or appropriate; use appropriate eye contact, adequate volume, and clear pronunciation. (See grade 8 Language standards 1 and 3 for specific expectations) (SL.8.6) (DOK 1,2,3)

Grades 9–10

Comprehension and Collaboration

1. Initiate and participate effectively in a range of collaborative discussions (one-on-one, in groups, and teacher-led) with diverse partners on *grades 9–10 topics, texts, and issues*, building on others' ideas and expressing their own clearly and persuasively.
 - a. Come to discussions prepared, having read and researched material under study; explicitly draw on that preparation by referring to evidence from texts and other research on the topic or issue to stimulate a thoughtful, well-reasoned exchange of ideas.
 - b. Work with peers to set rules for collegial discussions and decision-making (e.g., informal consensus, taking votes on key issues, presentation of alternate views), clear goals and deadlines, and individual roles as needed.
 - c. Propel conversations by posing and responding to questions that relate the current discussion to broader themes or larger ideas; actively incorporate others into the discussion; and clarify, verify, or challenge ideas and conclusions.
 - d. Respond thoughtfully to diverse perspectives, summarize points of agreement and disagreement, and, when warranted, qualify or justify their own views and understanding and make new connections in light of the evidence and reasoning presented. (SL.9-10.1) (DOK 2,3)
2. Integrate multiple sources of information presented in diverse media or formats (e.g., visually, quantitatively, orally), evaluating the credibility and accuracy of each source. (SL.9-10.2) (DOK 2,3,4)
3. Evaluate a speaker's point of view (perspective), reasoning, and use of evidence and rhetoric, identifying any fallacious reasoning or exaggerated or distorted evidence. (SL.9-10.3) (DOK 2,3,4)

Presentation of Knowledge and Ideas

4. Present information, findings, and supporting evidence clearly, concisely, and logically such that listeners can follow the line of reasoning and the organization, development, substance, and style are appropriate to purpose, audience, and task. (SL.9-10.4) (DOK 1,2,3)
5. Make strategic use of digital media (e.g., textual, graphical, audio, visual, and interactive elements) in presentations to enhance understanding of findings, reasoning, and evidence and to add interest. (SL.9-10.5) (DOK 2,3)
6. Adapt speech to a variety of contexts and tasks, such as conducting interviews, participating in public performances, or debating an issue from either side, demonstrating command of formal English when indicated or appropriate; use appropriate eye contact, adequate volume, and clear pronunciation. (See grades 9–10 Language standards 1 and 3 for specific expectations) (SL.9-10.6) (DOK 1,2,3)

Grades 11–12

Comprehension and Collaboration

1. Initiate and participate effectively in a range of collaborative discussions (one-on-one, in groups, and teacher-led) with diverse partners on *grades 11–12 topics, texts, and issues*, building on others' ideas and expressing their own clearly and persuasively.
 - a. Come to discussions prepared, having read and researched material under study; explicitly draw on that preparation by referring to evidence from texts and other research on the topic or issue to stimulate a thoughtful, well-reasoned exchange of ideas.
 - b. Work with peers to promote civil, democratic discussions and decision-making, set clear goals and deadlines, and establish individual roles as needed.
 - c. Propel conversations by posing and responding to questions that probe reasoning and evidence; ensure a hearing for a full range of positions on a topic or issue; clarify, verify, or challenge ideas and conclusions; and promote divergent and creative perspectives.
 - d. Respond thoughtfully to diverse perspectives; synthesize comments, claims, and evidence made on all sides of an issue; resolve contradictions when possible; and determine what additional information or research is required to deepen the investigation or complete the task. (SL.11-12.1) (DOK 2,3,4)

2. Integrate multiple sources of information presented in diverse formats and media (e.g., visually, quantitatively, orally) in order to make informed decisions and solve problems, evaluating the credibility and accuracy of each source and noting any discrepancies among the data. (SL.11-12.2) (DOK 3,4)
3. Evaluate a speaker's point of view (perspective), reasoning, and use of evidence and rhetoric, assessing the stance, premises, links among ideas, word choice, points of emphasis, and tone used. (SL.11-12.3) (DOK 2,3,4)

Presentation of Knowledge and Ideas

4. Present information, findings, and supporting evidence, conveying a clear and distinct perspective, such that listeners can follow the line of reasoning, alternative or opposing perspectives are addressed, and the organization, development, substance, and style are appropriate to purpose, audience, and a range of formal and informal tasks. (SL.11-12.4) (DOK 1,2,3)
5. Make strategic use of digital media (e.g., textual, graphical, audio, visual, and interactive elements) in presentations to enhance understanding of findings, reasoning, and evidence and to add interest. (SL.11-12.5) (DOK 2,3)
6. Adapt speech to a variety of contexts and tasks, such as conducting interviews, participating in public performances, or debating an issue from either side, demonstrating a command of formal English when indicated or appropriate; use appropriate eye contact, adequate volume, and clear pronunciation. (See grades 11–12 Language standards 1 and 3 for specific expectations) (SL.11-12.6) (DOK 1,2,3)

College and Career Readiness Anchor Standards for Language

The grades 6–12 standards on the following pages define what students should understand and be able to do by the end of each grade. They correspond to the College and Career Readiness (CCR) anchor standards below by number. The CCR and grade-specific standards are necessary complements—the former providing broad standards, the latter providing additional specificity—that together define the skills and understandings that all students must demonstrate.

Conventions of Standard English

1. Demonstrate command of the conventions of standard English grammar and usage when writing or speaking.
2. Demonstrate command of the conventions of standard English capitalization, punctuation, and spelling when writing.

Knowledge of Language

3. Apply knowledge of language to understand how language functions in different contexts, to make effective choices for meaning or style, and to comprehend more fully when reading or listening.

Vocabulary Acquisition and Use

4. Determine or clarify the meaning of unknown and multiple-meaning words and phrases by using context clues, analyzing meaningful word parts, and consulting general and specialized reference materials, as appropriate.
5. Demonstrate understanding of figurative language, word relationships, and nuances in word meanings.
6. Acquire and use accurately a range of general academic and domain-specific words and phrases sufficient for reading, writing, speaking, and listening at the college and career readiness level; demonstrate independence in gathering vocabulary knowledge when encountering an unknown term important to comprehension or expression.

Note on range and content of student language use

To build a foundation for college and career readiness in language, students must gain control over many conventions of standard English grammar, usage, and mechanics as well as learn other ways to use language to convey meaning effectively. They must also be able to determine or clarify the meaning of grade-appropriate words encountered through listening, reading, and media use; come to appreciate that words have nonliteral meanings, shadings of meaning, and relationships to other words; and expand their vocabulary in the course of studying content. The inclusion of Language standards in their own strand should not be taken as an indication that skills related to conventions, effective language use, and vocabulary are unimportant to reading, writing, speaking, and listening; indeed, they are inseparable from such contexts.

Language Standards 6-12

The following standards for grades 6–12 offer a focus for instruction each year to help ensure that students gain adequate mastery of a range of skills and applications. *Students advancing through the grades are expected to meet each year's grade-specific standards and retain or further develop skills and understandings mastered in preceding grades.*

Grade 6

Conventions of Standard English

1. Demonstrate command of the conventions of standard English grammar and usage when writing or speaking.
 - a. Use pronouns in the proper case (subjective, objective, possessive).
 - b. Use intensive pronouns (e.g., *myself*, *ourselves*).
 - c. Recognize and correct inappropriate shifts in pronoun number and person.
 - d. Recognize and correct vague pronouns (i.e., ones with unclear or ambiguous antecedents).
 - e. Recognize variations from standard English in their own and others' writing and speaking, and identify and use strategies to improve expression in conventional language. (L.6.1) (DOK 1,2)
2. Demonstrate command of the conventions of standard English capitalization, punctuation, and spelling when writing.
 - a. Use punctuation (commas, parentheses, dashes) to set off nonrestrictive/parenthetical elements.
 - b. Spell correctly, consulting references as needed. (L.6.2) (DOK 1)

Knowledge of Language

3. Use knowledge of language and its conventions when writing, speaking, reading, or listening.
 - a. Vary sentence patterns for meaning, reader/listener interest, and style.
 - b. Maintain consistency in style and tone. (L.6.3) (DOK 2,3)

Vocabulary Acquisition and Use

4. Determine or clarify the meaning of unknown and multiple-meaning words and phrases based on *grade 6 reading and content*, choosing flexibly from a range of strategies.
 - a. Use context (e.g., the overall meaning of a sentence or paragraph; a word's position or function in a sentence) as a clue to the meaning of a word or phrase.
 - b. Use common, grade-appropriate Greek or Latin affixes and roots as clues to the meaning of a word (e.g., *audience*, *auditory*, *audible*).
 - c. Consult reference materials (e.g., dictionaries, glossaries, thesauruses) to find the pronunciation of a word or determine or clarify its precise meaning or its part of speech.
 - d. Verify the preliminary determination of the meaning of a word or phrase (e.g., by checking the inferred meaning in context or by using other reference materials). (L.6.4) (DOK 2,3)
5. Demonstrate understanding of figurative language, word relationships, and nuances in word meanings.
 - a. Interpret figures of speech (e.g., personification, hyperbole) in context.
 - b. Use the relationship between particular words (e.g., cause/effect, part/whole, item/category) to better understand each of the words.
 - c. Distinguish among the connotations (associations) of words with similar denotations (definitions) (e.g., *stingy*, *scrimping*, *economical*, *unwasteful*, *thrifty*). (L.6.5) (DOK 2,3)
6. Acquire and use accurately grade-appropriate general academic and domain-specific words and phrases; gather vocabulary knowledge when considering a word or phrase important to comprehension or expression. (L.6.6) (DOK 1,2)

Grade 7

Conventions of Standard English

1. Demonstrate command of the conventions of standard English grammar and usage when writing or speaking.
 - a. Explain the function of phrases and clauses in general and their function in specific sentences.
 - b. Choose among simple, compound, complex, and compound-complex sentences to signal differing relationships among ideas.
 - c. Place phrases and clauses within a sentence, recognizing and correcting misplaced and dangling modifiers. (L.7.1) (DOK 1,2)
2. Demonstrate command of the conventions of standard English capitalization, punctuation, and spelling when writing.
 - a. Use a comma to separate coordinate adjectives (e.g., *It was a fascinating, enjoyable movie* but not *He wore an old[,] green shirt*).
 - b. Spell correctly, consulting references as needed. (L.7.2) (DOK 1,2)

Knowledge of Language

3. Use knowledge of language and its conventions when writing, speaking, reading, or listening.
 - a. Choose language that expresses ideas precisely and concisely, recognizing and eliminating wordiness and redundancy. (L.7.3) (DOK 2,3)

Vocabulary Acquisition and Use

4. Determine or clarify the meaning of unknown and multiple-meaning words and phrases based on *grade 7 reading and content*, choosing flexibly from a range of strategies.
 - a. Use context (e.g., the overall meaning of a sentence or paragraph; a word's position or function in a sentence) as a clue to the meaning of a word or phrase.
 - b. Use common, grade-appropriate Greek or Latin affixes and roots as clues to the meaning of a word (e.g., *belligerent, bellicose, rebel*).
 - c. Consult general and specialized reference materials (e.g., dictionaries, glossaries, thesauruses) to find the pronunciation of a word or determine or clarify its precise meaning or its part of speech.
 - d. Verify the preliminary determination of the meaning of a word or phrase (e.g., by checking the inferred meaning in context or by using other reference materials). (L.7.4) (DOK 2,3)
5. Demonstrate understanding of figurative language, word relationships, and nuances in word meanings.
 - a. Interpret figures of speech (e.g., literary, biblical, and mythological allusions) in context.
 - b. Use the relationship between particular words (e.g., synonym/antonym, analogy) to better understand each of the words.
 - c. Distinguish among the connotations (associations) of words with similar denotations (definitions) (e.g., *refined, respectful, polite, diplomatic, condescending*). (L.7.5) (DOK 2,3)
6. Acquire and use accurately grade-appropriate general academic and domain-specific words and phrases; gather vocabulary knowledge when considering a word or phrase important to comprehension or expression. (L.7.6) (DOK 1,2)

Grade 8

Conventions of Standard English

1. Demonstrate command of the conventions of standard English grammar and usage when writing or speaking.
 - a. Explain the function of verbals (gerunds, participles, infinitives) in general and their function in particular sentences.
 - b. Form and use verbs in the active and passive voice.
 - c. Form and use verbs in the indicative, imperative, interrogative, conditional, and subjunctive mood.
 - d. Recognize and correct inappropriate shifts in verb voice and mood. (L.8.1) (DOK 1,2)
2. Demonstrate command of the conventions of standard English capitalization, punctuation, and spelling when writing.
 - a. Use punctuation (comma, ellipsis, dash) to indicate a pause or break.
 - b. Use an ellipsis to indicate an omission.
 - c. Spell correctly, consulting references as needed. (L.8.2) (DOK 1,2)

Knowledge of Language

3. Apply knowledge of language and its conventions when writing, speaking, reading, or listening.
 - a. Use verbs in the active or passive voice and in the conditional and subjunctive mood to achieve particular effects (e.g., emphasizing the actor or the action; expressing uncertainty or describing a state contrary to fact). (L.8.3) (DOK 2,3)

Vocabulary Acquisition and Use

4. Determine or clarify the meaning of unknown and multiple-meaning words or phrases based on *grade 8 reading and content*, choosing flexibly from a range of strategies.
 - a. Use context (e.g., the overall meaning of a sentence or paragraph; a word's position or function in a sentence) as a clue to the meaning of a word or phrase.
 - b. Use common, grade-appropriate Greek or Latin affixes and roots as clues to the meaning of a word (e.g., *precede*, *recede*, *secede*).
 - c. Consult general and specialized reference materials (e.g., dictionaries, glossaries, thesauruses) to find the pronunciation of a word or determine or clarify its precise meaning or its part of speech.
 - d. Verify the preliminary determination of the meaning of a word or phrase (e.g., by checking the inferred meaning in context or by using other reference materials). (L.8.4) (DOK 2,3)
5. Demonstrate understanding of figurative language, word relationships, and nuances in word meanings.
 - a. Interpret figures of speech (e.g., verbal irony, puns) in context.
 - b. Use the relationship between particular words to better understand each of the words.
 - c. Distinguish among the connotations (associations) of words with similar denotations (definitions) (e.g., *bullheaded*, *willful*, *firm*, *persistent*, *resolute*). (L.8.5) (DOK 2,3)
6. Acquire and use accurately grade-appropriate general academic and domain-specific words and phrases; gather vocabulary knowledge when considering a word or phrase important to comprehension or expression. (L.8.6) (DOK 1,2)

Grades 9–10

Conventions of Standard English

1. Demonstrate command of the conventions of standard English grammar and usage when writing or speaking.
 - a. Use parallel structure.
 - b. Use various types of phrases (noun, verb, adjectival, adverbial, participial, prepositional, absolute) and clauses (independent, dependent; noun, relative, adverbial) to convey specific meanings and add variety and interest to writing or presentations. (L.9-10.1) (DOK 1,2)
2. Demonstrate command of the conventions of standard English capitalization, punctuation, and spelling when writing.
 - a. Use a semicolon (and perhaps a conjunctive adverb) to link two or more closely related independent clauses.
 - b. Use a colon to introduce a list or quotation.
 - c. Spell correctly, consulting references as needed. (L.9-10.2) (DOK 1,2)

Knowledge of Language

3. Apply knowledge of language to understand how language functions in different contexts, to make effective choices for meaning or style, and to comprehend more fully when reading or listening.
 - a. Write and edit work so that it conforms to the guidelines in a style manual (e.g., *MLA Handbook*, *APA Style*) appropriate for the discipline and writing type. (L.9-10.3) (DOK 2,3)

Vocabulary Acquisition and Use

4. Use a variety of strategies to determine or clarify the meaning of unknown and multiple-meaning words and phrases based on *grades 9–10 reading and content*.
 - a. Use context (e.g., the overall meaning of a sentence, paragraph, or text; a word's position or function in a sentence) as a clue to the meaning of a word or phrase.
 - b. Identify and correctly use patterns of word changes that indicate different meanings or parts of speech (e.g., *analyze, analysis, analytical; advocate, advocacy*).
 - c. Consult general and specialized reference materials (e.g., dictionaries, glossaries, thesauruses), both print and digital, to find the pronunciation of a word or determine or clarify its precise meaning, its part of speech, or its etymology.
 - d. Verify the preliminary determination of the meaning of a word or phrase (e.g., by checking the inferred meaning in context or by using other reference materials). (L.9-10.4) (DOK 2,3)
5. Demonstrate understanding of figurative language, word relationships, and nuances in word meanings.
 - a. Interpret figures of speech (e.g., euphemism, oxymoron, verbal irony, satire, idiom, paradox) in context and analyze their role in the text.
 - b. Analyze nuances in the meaning of words with similar denotations. (L.9-10.5) (DOK 2,3)
6. Acquire and use accurately general academic and domain-specific words and phrases, sufficient for reading, writing, speaking, and listening at the college and career readiness level; demonstrate independence in gathering vocabulary knowledge when considering a word or phrase important to comprehension or expression. (L.9-10.6) (DOK 1,2)

Grades 11–12

Conventions of Standard English

1. Demonstrate command of the conventions of standard English grammar and usage when writing or speaking.
 - a. Apply the understanding that usage is a matter of convention, can change over time, and is sometimes contested.
 - b. Resolve issues of complex or contested usage, consulting academic references (e.g., *Merriam-Webster's Dictionary of English Usage*, *Garner's Modern American Usage*) as needed. (L.11-12.1) (DOK 1,2,3)
2. Demonstrate command of the conventions of standard English capitalization, punctuation, and spelling when writing.
 - a. Demonstrate appropriate use of complex punctuation (e.g., hyphens, colons, semicolons, dashes, parenthesis, brackets, ellipsis) both grammatically and for emphasis.
 - b. Spell correctly, consulting references as needed. (L.11-12.2) (DOK 1,2)

Knowledge of Language

3. Apply knowledge of language to understand how language functions in different contexts, to make effective choices for meaning or style, and to comprehend more fully when reading or listening.
 - a. Vary syntax for effect, consulting academic references (e.g., Tufte's *Artful Sentences*) for guidance as needed; apply an understanding of syntax to the study of complex texts when reading. (L.11-12.3) (DOK 2,3)

Vocabulary Acquisition and Use

4. Determine or clarify the meaning of unknown and multiple-meaning words and phrases based on *grades 11–12 reading and content*, choosing flexibly from a range of strategies.
 - a. Use context (e.g., the overall meaning of a sentence, paragraph, or text; a word's position or function in a sentence) as a clue to the meaning of a word or phrase.
 - b. Identify and correctly use patterns of word changes that indicate different meanings or parts of speech (e.g., *conceive*, *conception*, *conceivable*).
 - c. Consult general and specialized reference materials (e.g., dictionaries, glossaries, thesauruses) to find the pronunciation of a word or determine or clarify its precise meaning, its part of speech, its etymology, or its standard usage.
 - d. Verify the preliminary determination of the meaning of a word or phrase (e.g., by checking the inferred meaning in context or by using other reference materials). (L.11-12.4) (DOK 2,3)
5. Demonstrate understanding of figurative language, word relationships, and nuances in word meanings.
 - a. Interpret figures of speech (e.g., hyperbole, idiom, paradox) in context and analyze their role in the text.
 - b. Analyze nuances in the meaning of words with similar denotations. (L.11-12.5) (DOK 2,3)
6. Acquire and use accurately general academic and domain-specific words and phrases, sufficient for reading, writing, speaking, and listening at the college and career readiness level; demonstrate independence in gathering vocabulary knowledge when considering a word or phrase important to comprehension or expression. (L.11-12.6) (DOK 1,2)

Standards for Literacy in History/Social Studies, Science, and Technical Subjects (6–12)

College and Career Readiness Anchor Standards for Reading

The grades 6–12 standards on the following pages define what students should understand and be able to do by the end of each grade. They correspond to the College and Career Readiness (CCR) anchor standards below by number. The CCR and grade-specific standards are necessary complements—the former providing broad standards, the latter providing additional specificity—that together define the skills and understandings that all students must demonstrate.

Key Ideas and Details

1. Read closely to determine what the text says explicitly and to make logical inferences from it; cite specific textual evidence when writing or speaking to support conclusions drawn from the text.
2. Determine central ideas or themes of a text and analyze their development; summarize the key supporting details and ideas.
3. Analyze how and why individuals, events, and ideas develop and interact over the course of a text.

Craft and Structure

4. Interpret words and phrases as they are used in a text, including determining technical, connotative, and figurative meanings, and analyze how specific word choices shape meaning or tone.
5. Analyze the structure of texts, including how specific sentences, paragraphs, and larger portions of the text (e.g., a section, chapter, scene, or stanza) relate to each other and the whole.
6. Assess how point of view or purpose shapes the content and style of a text.

Integration of Knowledge and Ideas

7. Integrate and evaluate content presented in diverse formats and media, including visually and quantitatively, as well as in words.*
8. Delineate and evaluate the argument and specific claims in a text, including the validity of the reasoning as well as the relevance and sufficiency of the evidence.
9. Analyze how two or more texts address similar themes or topics in order to build knowledge or to compare the approaches the authors take.

Range of Reading and Level of Text Complexity

10. Read and comprehend complex literary and informational texts independently and proficiently

*See “Research to Build and Present Knowledge” in Writing for additional standards relevant to gathering, assessing, and applying information from print and digital sources.

Note on range and content of student reading

Content area literacy is critical to students’ post secondary success in higher education and the workplace. To prepare students for these challenges, literacy skills must to be developed across all content areas. Students expand their range when applying literacy skills to a variety of content areas because the academic discourses and disciplinary concepts in those require different approaches to reading, writing, speaking, viewing, and listening. It is through applying literacy skills in a number of content areas that students learn to integrate these skills and strategies into life experience. Teachers in all content areas who make literacy a priority understand that learning involves making meaning.

Reading Standards for Literacy in History/Social Studies 6–12

The grades 6–12 standards on the following pages define what students should understand and be able to do by the end of each grade span. They correspond to the College and Career Readiness (CCR) anchor standards below by number. The CCR and grade-specific standards are necessary complements—the former providing broad standards, the latter providing additional specificity—that together define the skills and understandings that all students must demonstrate.

Grades 6–8

Key Ideas and Details

1. Cite specific textual evidence to support analysis of primary and secondary sources. (RH.6-8.1)
2. Determine the central ideas or information of a primary or secondary source; provide an accurate summary of the source distinct from prior knowledge or opinions. (RH.6-8.2)
3. Identify key steps in a text’s description of a process related to history/social studies (e.g., how a bill becomes law, how interest rates are raised or lowered). (RH.6-8.3)

Craft and Structure

4. Determine the meaning of words and phrases as they are used in a text, including vocabulary specific to domains related to history/social studies. (RH.6-8.4)
5. Describe how a text presents information (e.g., sequentially, comparatively, causally). (RH.6-8.5)
6. Identify aspects of a text that reveal an author’s point of view or purpose (e.g., loaded language inclusion or avoidance of particular facts). (RH.6-8.6)

Integration of Knowledge and Ideas

7. Integrate visual information (e.g., in charts, graphs, photographs, videos, or maps) with other information in print and digital text to develop a coherent understanding of a topic or issue. (RH.6-8.7)
8. Distinguish among fact, opinion, and reasoned judgment an author uses to support a claim in a text. (RH.6-8.8)
9. Analyze the relationship between a primary and secondary source on the same topic. (RH.6-8.9)

Range of Reading and Level of Text Complexity

10. By the end of grade 8, read and comprehend history/social studies texts in the grades 6–8 text complexity band independently and proficiently. (RH.6-8.10)

Grades 9–10

Key Ideas and Details

1. Cite specific textual evidence to support analysis of primary and secondary sources, attending to such features as the date and origin of the information. (RH.9-10.1)
2. Determine the central ideas or information of a primary or secondary source; provide an accurate summary of how key events or ideas develop over the course of the text. (RH.9-10.2)
3. Analyze in detail a series of events described in a text; determine whether earlier events caused later ones or simply preceded them. (RH.9-10.3)

Craft and Structure

4. Determine the meaning of words and phrases as they are used in a text, including vocabulary describing political, social, economic, or geographical aspects of history/social studies. (RH.9-10.4)
5. Analyze how a text uses structure to emphasize key points or advance an explanation or analysis. (RH.9-10.5)
6. Compare the point of view of two or more authors for how they treat the same or similar topics, including which details they include and emphasize in their respective accounts. (RH.9-10.6)

Integration of Knowledge and Ideas

7. Integrate quantitative or technical analysis (e.g., charts, research data) with qualitative analysis in print or digital text. (RH.9-10.7)

8. Assess the extent to which the reasoning and evidence in a text support the author's claims. (RH.9-10.8)
9. Compare and contrast treatments of the same topic in several primary and secondary sources. (RH.9-10.9)

Range of Reading and Level of Text Complexity

10. By the end of grade 10, read and comprehend history/social studies texts in the grades 9–10 text complexity band independently and proficiently. (RH.9-10.10)

Grades 11–12

Key Ideas and Details

1. Cite specific textual evidence to support analysis of primary and secondary sources, connecting insights gained from specific details to an understanding of the text as a whole. (RH.11-12.1)
2. Determine the central ideas or information of a primary or secondary source; provide an accurate summary that makes clear the relationships among the key details and ideas. (RH.11-12.2)
3. Evaluate various explanations for actions or events and determine which explanation best accords with textual evidence, acknowledging where the text leaves room for subjective interpretation and perspective. (RH.11-12.3)

Craft and Structure

4. Determine the meaning of words and phrases as they are used in a text, including analyzing how an author uses and refines the meaning of a key term over the course of a text (e.g., how Madison defines *faction* in *Federalist* No. 10). (RH.11-12.4)
5. Analyze in detail how a complex primary source is structured, including how key sentences, paragraphs, and larger portions of the text contribute to the whole. (RH.11-12.5)
6. Evaluate authors' differing points of view on the same historical event or issue by assessing the authors' claims, reasoning, and evidence. (RH.11-12.6)

Integration of Knowledge and Ideas

7. Integrate and evaluate multiple sources of information presented in diverse formats and media (e.g., visually, quantitatively, as well as in words) in order to address a question or solve a problem. (RH.11-12.7)
8. Evaluate an author's premises, claims, and evidence by corroborating or challenging them with other information. (RH.11-12.8)
9. Integrate information from diverse sources, both primary and secondary, into a coherent understanding of an idea or event, noting discrepancies among sources. (RH.11-12.9)

Range of Reading and Level of Text Complexity

10. By the end of grade 12, read and comprehend history/social studies texts in the grades 11–CCR text complexity band independently and proficiently. (RH.11-12.10).

Reading Standards for Literacy in Science and Technical Subjects 6–12

Grades 6–8

Key Ideas and Details

1. Cite specific textual evidence to support analysis of science and technical texts. (RST.6-8.1)
2. Determine the central ideas or conclusions of a text; provide an accurate summary of the text distinct from prior knowledge or opinions. (RST.6-8.2)
3. Follow precisely a multistep procedure when carrying out experiments, taking measurements, or performing technical tasks. (RST.6-8.3)

Craft and Structure

4. Determine the meaning of symbols, key terms, and other domain-specific words and phrases as they are used in a specific scientific or technical context relevant to *grades 6–8 texts and topics*. (RST.6-8.4)
5. Analyze the structure an author uses to organize a text, including how the major sections contribute to the whole and to an understanding of the topic. (RST.6-8.5)
6. Analyze the author’s purpose in providing an explanation, describing a procedure, or discussing an experiment in a text. (RST.6-8.6)

Integration of Knowledge and Ideas

7. Integrate quantitative or technical information expressed in words in a text with a version of that information expressed visually (e.g., in a flowchart, diagram, model, graph, or table). (RST.6-8.7)
8. Distinguish among facts, reasoned judgment based on research findings, and speculation in a text. (RST.6-8.8)
9. Compare and contrast the information gained from experiments, simulations, video, or multimedia sources with that gained from reading a text on the same topic. (RST.6-8.9)

Range of Reading and Level of Text Complexity

10. By the end of grade 8, read and comprehend science/technical texts in the grades 6–8 text complexity band independently and proficiently. (RST.6-8.10)

Grades 9–10

Key Ideas and Details

1. Cite specific textual evidence to support analysis of science and technical texts, attending to the precise details of explanations or descriptions. (RST.9-10.1)
2. Determine the central ideas or conclusions of a text; trace the text’s explanation or depiction of a complex process, phenomenon, or concept; provide an accurate summary of the text. (RST.9-10.2)
3. Follow precisely a complex multistep procedure when carrying out experiments, taking measurements, or performing technical tasks, attending to special cases or exceptions defined in the text. (RST.9-10.3)

Craft and Structure

4. Determine the meaning of symbols, key terms, and other domain-specific words and phrases as they are used in a specific scientific or technical context relevant to *grades 9–10 texts and topics*. (RST.9-10.4)
5. Analyze the structure of the relationships among concepts in a text, including relationships among key terms (e.g., *force*, *friction*, *reaction force*, *energy*). (RST.9-10.5)
6. Analyze the author’s purpose in providing an explanation, describing a procedure, or discussing an experiment in a text, defining the question the author seeks to address. (RST.9-10.6)

Integration of Knowledge and Ideas

7. Translate quantitative or technical information expressed in words in a text into visual form (e.g., a table or chart) and translate information expressed visually or mathematically (e.g., in an equation) into words. (RST.9-10.7)

8. Assess the extent to which the reasoning and evidence in a text support the author’s claim or a recommendation for solving a scientific or technical problem. (RST.9-10.8)
9. Compare and contrast findings presented in a text to those from other sources (including their own experiments), noting when the findings support or contradict previous explanations or accounts. (RST.9-10.9)

Range of Reading and Level of Text Complexity

10. By the end of grade 10, read and comprehend science/technical texts in the grades 9–10 text complexity band independently and proficiently. (RST.9-10.10)

Grades 11–12

Key Ideas and Details

1. Cite specific textual evidence to support analysis of science and technical texts, attending to important distinctions the author makes and to any gaps or inconsistencies in the account. (RST.11-12.1)
2. Determine the central ideas or conclusions of a text; summarize complex concepts, processes, or information presented in a text by paraphrasing them in simpler but still accurate terms. (RST.11-12.2)
3. Follow precisely a complex multistep procedure when carrying out experiments, taking measurements, or performing technical tasks; analyze the specific results based on explanations in the text. (RST.11-12.3)

Craft and Structure

4. Determine the meaning of symbols, key terms, and other domain-specific words and phrases as they are used in a specific scientific or technical context relevant to *grades 11–12 texts and topics*. (RST.11-12.4)
5. Analyze how the text structures information or ideas into categories or hierarchies, demonstrating understanding of the information or ideas. (RST.11-12.5)
6. Analyze the author’s purpose in providing an explanation, describing a procedure, or discussing an experiment in a text, identifying important issues that remain unresolved. (RST.11-12.6)

Integration of Knowledge and Ideas

7. Integrate and evaluate multiple sources of information presented in diverse formats and media (e.g., quantitative data, video, multimedia) in order to address a question or solve a problem. (RST.11-12.7)
8. Evaluate the hypotheses, data, analysis, and conclusions in a science or technical text, verifying the data when possible and corroborating or challenging conclusions with other sources of information. (RST.11-12.8)
9. Synthesize information from a range of sources (e.g., texts, experiments, simulations) into a coherent understanding of a process, phenomenon, or concept, resolving conflicting information when possible. (RST.11-12.9)

Range of Reading and Level of Text Complexity

10. By the end of grade 12, read and comprehend science/technical texts in the grades 11–CCR text complexity band independently and proficiently. (RST.11-12.10)

College and Career Readiness Anchor Standards for Writing

The grades 6–12 standards on the following pages define what students should understand and be able to do by the end of each grade span. They correspond to the College and Career Readiness (CCR) anchor standards below by number. The CCR and grade-specific standards are necessary complements—the former providing broad standards, the latter providing additional specificity—that together define the skills and understandings that all students must demonstrate.

Text Types and Purposes*

1. Write arguments to support claims in an analysis of substantive topics or texts using valid reasoning and relevant and sufficient evidence.
2. Write informative/explanatory texts to examine and convey complex ideas and information clearly and accurately through the effective selection, organization, and analysis of content.
3. Write narratives to develop real or imagined experiences or events using effective technique, well-chosen details and well-structured event sequences.

Production and Distribution of Writing

4. Produce clear and coherent writing in which the development, organization, and style are appropriate to task, purpose, and audience.
5. Develop and strengthen writing as needed by planning, revising, editing, rewriting, or trying a new approach.
6. Use technology, including the Internet, to produce and publish writing and to interact and collaborate with others.

Research to build and Present Knowledge

7. Conduct short as well as more sustained research projects based on focused questions, demonstrating understanding of the subject under investigation.
8. Gather relevant information from multiple print and digital sources, assess the credibility and accuracy of each source, and integrate the information while avoiding plagiarism.
9. Draw evidence from literary or informational texts to support analysis, reflection, and research.

Range of Writing

10. Write routinely over extended time frames (time for research, reflection, and revision) and shorter time frames (a single sitting or a day or two) for a range of tasks, purposes, and audiences.

*These broad types of writing include many subgenres. See Appendix A for definitions of key writing types.

Note on range and content of student writing

For students, writing is a key means of asserting and defending claims, showing what they know about a subject, and conveying what they have experienced, imagined, thought, and felt. To be college and career ready writers, students must take task, purpose, and audience into careful consideration, choosing words, information, structures, and formats deliberately. They need to be able to use technology strategically when creating, refining, and collaborating on writing. They have to become adept at gathering information, evaluating sources, and citing material accurately, reporting findings from their research and analysis of sources in a clear and cogent manner. They must have the flexibility, concentration, and fluency to produce high-quality first draft text under a tight deadline and the capacity to revisit and make improvements to a piece of writing over multiple drafts when circumstances encourage or require it. To meet these goals, students must devote significant time and effort to writing, producing numerous pieces over short and long time frames throughout the year.

Writing Standards for Literacy in History/Social Studies, Science, and Technical Subjects 6–12

The standards below begin at grade 6; standards for K–5 writing in history/social studies, science, and technical subjects are integrated into the K–5 Writing standards. The CCR anchor standards and high school standards in literacy work in tandem to define college and career readiness expectations—the former providing broad standards, the latter providing additional specificity.

Grades 6–8

Text Types and Purposes

1. Write arguments focused on *discipline-specific content*.
 - a. Introduce claim(s) about a topic or issue, acknowledge and distinguish the claim(s) from alternate or opposing claims, and organize the reasons and evidence logically.
 - b. Support claim(s) with logical reasoning and relevant, accurate data and evidence that demonstrate an understanding of the topic or text, using credible sources.
 - c. Use words, phrases, and clauses to create cohesion and clarify the relationships among claim(s), counterclaims, reasons, and evidence.
 - d. Establish and maintain a formal style appropriate for the task and audience.
 - e. Provide a concluding statement or section that follows and supports the argument presented. (WHST.6-8.1)
2. Write informative/explanatory texts, including the narration of historical events, scientific procedures/experiments, or technical processes.
 - a. Introduce a topic clearly, previewing what is to follow; organize ideas, concepts, and information into broader categories as appropriate to achieving purpose; include formatting (e.g., headings), graphics (e.g., charts, tables), and multimedia when useful to aiding comprehension.
 - b. Develop the topic with relevant, well-chosen facts, definitions, concrete details, quotations, or other information and examples.
 - c. Use appropriate and varied transitions to create cohesion and clarify the relationships among ideas and concepts.
 - d. Use precise language and domain-specific vocabulary to inform about or explain the topic.
 - e. Establish and maintain a formal style and objective tone appropriate for the task and audience.
 - f. Provide a concluding statement or section that follows and supports the information or explanation presented. (WHST.6-8.2)
3. (See note; not applicable as a separate requirement) (WHST.6-8.3)

Production and Distribution of Writing

4. Produce clear and coherent writing in which the development, organization, and style are appropriate to task, purpose, and audience. (WHST.6-8.4)
5. With some guidance and support from peers and adults, develop and strengthen writing as needed by planning, revising, editing, rewriting, or trying a new approach, focusing on how well purpose and audience have been addressed. (WHST.6-8.5)
6. Use technology to produce and publish writing to interact and collaborate with others through a variety of media to present the relationships between information and ideas efficiently. (WHST.6-8.6)

Research to build and Present Knowledge

7. Conduct short research projects to answer a question (including a self-generated question), drawing on several sources and generating additional related, focused questions that allow for multiple avenues of exploration. (WHST.6-8.7)
8. Gather relevant information from multiple print and digital sources, using search terms effectively; assess the credibility and accuracy of each source; and quote or paraphrase the data and conclusions of others while avoiding plagiarism and following a standard format for citation. (WHST.6-8.8)
9. Draw evidence from informational texts to support analysis, reflection, and research. (WHST.6-8.9)

Range of Writing

10. Write routinely over extended time frames (time for reflection and revision) and shorter time frames (a single sitting or a day or two) for a range of discipline-specific tasks, purposes, and audiences. (WHST.6-8.10)

Grades 9–10

Text Types and Purposes

1. Write arguments focused on *discipline-specific content*.
 - a. Introduce precise claim(s), distinguish the claim(s) from alternate or opposing claims, and create an organization that establishes clear relationships among the claim(s), counterclaims, reasons, and evidence.
 - b. Develop claim(s) and counterclaims supplying data and evidence for each in a discipline-appropriate form and in a manner that anticipates the audience's knowledge level and concerns.
 - c. Use words, phrases, and clauses to link the major sections of the text, create cohesion, and clarify the relationships between claim(s) and reasons, between reasons and evidence, and between claim(s) and counterclaims.
 - d. Establish and maintain a formal style and objective tone while attending to the norms and conventions of the discipline.
 - e. Provide a concluding statement or section that follows from or supports the argument presented. (WHST.9-10.1)
2. Write informative/explanatory texts, including the narration of historical events, scientific procedures/experiments, or technical processes.
 - a. Introduce a topic and organize ideas, concepts, and information to make important connections and distinctions; include formatting (e.g., headings), graphics (e.g., figures, tables), and multimedia when useful to aiding comprehension.
 - b. Develop the topic with well-chosen, relevant, and sufficient facts, extended definitions, concrete details, quotations, or other information and examples appropriate to the audience's knowledge of the topic.
 - c. Use varied transitions and sentence structures to link the major sections of the text, create cohesion, and clarify the relationships among ideas and concepts.
 - d. Use precise language and domain-specific vocabulary to manage the complexity of the topic and convey a style appropriate to the discipline and context as well as to the expertise of likely readers.
 - e. Establish and maintain a formal style and objective tone while attending to the norms and conventions of the discipline in which they are writing.
 - f. Provide a concluding statement or section that follows from and supports the information or explanation presented (e.g., articulating implications or the significance of the topic). (WHST.9-10.2)
3. (See note; not applicable as a separate requirement) (WHST.9-10.3)

Production and Distribution of Writing

4. Produce clear and coherent writing in which the development, organization, and style are appropriate to task, purpose, and audience. (WHST.9-10.4)
5. Develop and strengthen writing as needed by planning, revising, editing, rewriting, or trying a new approach, focusing on addressing what is most significant for a specific purpose and audience. (WHST.9-10.5)
6. Use technology to produce, publish, and update individual or shared writing products, taking advantage of technology's capacity to link to other information and to display information flexibly and dynamically. (WHST.9-10.6)

Research to build and Present Knowledge

7. Conduct short as well as more sustained research projects to answer a question (including a self generated question) or solve a problem; narrow or broaden the inquiry when appropriate; synthesize multiple sources on the subject, demonstrating understanding of the subject under investigation. (WHST.9-10.7)
8. Gather relevant information from multiple credible primary and secondary print and digital sources, using advanced searches effectively; assess the usefulness of each source including recognition of bias in answering the research question; integrate information into the text selectively to maintain the flow of ideas, avoiding plagiarism and following a standard format for citation. (WHST.9-10.8)
9. Draw evidence from informational texts to support analysis, reflection, and research. (WHST.9-10.9)

Range of Writing

10. Write routinely over extended time frames (time for reflection and revision) and shorter time frames (a single sitting or a day or two) for a range of discipline-specific tasks, purposes, and audiences. (WHST.9-10.10)

Grades 11–12

Text Types and Purposes

1. Write arguments focused on *discipline-specific content*.
 - a. Introduce precise, knowledgeable claim(s), establish the significance of the claim(s), distinguish the claim(s) from alternate or opposing claims, and create an organization that logically sequences the claim(s), counterclaims, reasons, and evidence.
 - b. Develop claim(s) and counterclaims, supplying the most relevant data and evidence for each in a discipline-appropriate form that anticipates the audience’s knowledge level, concerns, values, and possible biases.
 - c. Use words, phrases, and clauses as well as varied syntax to link the major sections of the text, create cohesion, and clarify the relationships between claim(s) and reasons, between reasons and evidence, and between claim(s) and counterclaims.
 - d. Establish and maintain a formal style and objective tone while attending to the norms and conventions of the discipline.
 - e. Provide a concluding statement or section that follows from or supports the argument presented by summarizing main points. (WHST.11-12.1)
2. Write informative/explanatory texts, including the narration of historical events, scientific procedures/experiments, or technical processes.
 - a. Introduce a topic and organize complex ideas, concepts, and information so that each new element builds on that which precedes it to create a unified whole; include formatting (e.g., headings), graphics (e.g., figures, tables), and multimedia when useful to aiding comprehension.
 - b. Develop the topic clearly and thoroughly by selecting the most significant and relevant facts, extended definitions, concrete details, quotations, or other information and examples appropriate to the audience’s knowledge of the topic.
 - c. Use varied transitions and sentence structures to link the major sections of the text, create cohesion, and clarify the relationships among complex ideas and concepts.
 - d. Use precise language, domain-specific vocabulary and techniques, such as figures of speech or text structure, to manage the complexity of the topic; convey a knowledgeable stance in a style that responds to the discipline and context as well as to the expertise of likely readers.
 - e. Provide a concluding statement or section that follows from and supports the information or explanation provided that includes articulating implications or the significance of the topic. (WHST.11-12.2)
3. (See note; not applicable as a separate requirement) (WHST.11-12.3)

Production and Distribution of Writing

4. Produce clear and coherent writing in which the development, organization, and style are appropriate to task, purpose, and audience. (WHST.11-12.4)
5. Develop and strengthen writing as needed by planning, revising, editing, rewriting, or trying a new approach, focusing on addressing what is most significant for a specific purpose and audience. (WHST.11-12.5)
6. Use technology to produce, publish, and update individual or shared writing products in response to ongoing feedback, including new arguments or information. (WHST.11-12.6)

Research to build and Present Knowledge

7. Conduct short as well as more sustained research projects to answer a question (including a self-generated question) or solve a problem; narrow or broaden the inquiry when appropriate; synthesize multiple sources on the subject, demonstrating understanding of the subject under investigation. (WHST.11-12.7)
8. Gather relevant information from multiple credible primary and secondary print and digital sources, using advanced searches effectively; assess the strengths and limitations of each source in terms of the specific task, purpose, and audience, including recognition of bias; integrate information into the text selectively to maintain the flow of ideas, avoiding plagiarism and overreliance on any one source and following a standard format for citation. (WHST.11-12.8)
9. Draw evidence from informational texts to support analysis, reflection, and research. (WHST.11-12.9)

Range of Writing

10. Write routinely over extended time frames (time for reflection and revision) and shorter time frames (a single sitting or a day or two) for a range of discipline-specific tasks, purposes, and audiences. (WHST.11-12.10)

Note: Students' narrative skills continue to grow 6-12. The Standards require that students be able to incorporate narrative elements effectively into arguments and informative/explanatory texts. In history/social studies, students must be able to incorporate narrative accounts into their analyses of individuals or events of historical import. In science and technical subjects, students must be able to write precise enough descriptions of the step-by-step procedures they use in their investigations or technical work that others can replicate them and (possibly) reach the same results.

References

Iowa Department of Education. (2024, January 22). Iowa Literacy Standards Documents. *Literacy*. Department of Education. <https://educate.iowa.gov/pk-12/standards/academics/literacy>

Iowa Department of Education. (2024, January 22). Science of Reading. *Literacy instruction*. Department of Education. <https://educate.iowa.gov/pk-12/standards/instruction/literacy#science-of-reading>

National Assessment Governing Board. (2017). *Writing framework for the 2017 National Assessment of Educational Progress*. Washington, DC: U.S. US Government Printing Office.

National Assessment Governing Board. (2022,2024). *Reading Assessment Framework for the 2022 and 2024 National Assessment of Educational Progress*. Washington, DC: U.S. US Government Printing Office.

National Governors Association Center for Best Practices & Council of Chief State School Officers, (2010). *CCSS for English language arts and literacy in history/social studies, science, and technical subjects*. Washington DC: National Governors Association Center for Best Practices, Council of Chief State Officers.