

IOWA COMMUNITY COLLEGES TUITION & FEES

Fiscal Year 2022



**COMMUNITY COLLEGES &
WORKFORCE PREPARATION**



Iowa Department of Education

Grimes State Office Building
Phone: 515-281-8260
Fax: 515-242-5988
www.educateiowa.gov

Ann Lebo, Director,
Iowa Department of Education
515-281-3436
ann.lebo@iowa.gov

Jeremy Varner, Administrator,
Division of Community Colleges
and Workforce Preparation
515-242-6187
jeremy.varner@iowa.gov

Amy Gieseke, Bureau Chief,
Bureau of Community Colleges
515-858-2234
amy.gieseke@iowa.gov

Dennis Harden, Bureau Chief,
Bureau of Career & Technical Education
515-281-4716
dennis.harden@iowa.gov

Dan Li, Consultant,
Bureau of Community Colleges
515-281-3503
dan.li@iowa.gov

Published: 2021

State of Iowa Department of Education
Grimes State Office Building
400 E. 14th Street
Des Moines, IA 50319-0146

State Board of Education
Brooke Axiotis, President, Des Moines
Bettie Bolar, Vice President, Marshalltown
Rod Bradley, Denison
Brian J. Kane, Dubuque
Michael L. Knedler, Council Bluffs
Mike May, Spirit Lake
John Robbins, Iowa Falls
Georgia Van Gundy, Waukee
Hannah Groos, Student Member, Norwalk

Administration
Ann Lebo, Director and Executive Officer of
the State Board of Education

**Division of Community Colleges and
Workforce Preparation**
Jeremy Varner, Division Administrator

Bureau of Community Colleges
Amy Gieseke, Bureau Chief
Dan Li, Data Reporting

Bureau of Career and Technical Education
Dennis Harden, Bureau Chief

It is the policy of the Iowa Department of Education not to discriminate on the basis of race, creed, color, sexual orientation, gender identity, national origin, sex, disability, religion, age, political party affiliation, or actual or potential parental, family or marital status in its programs, activities, or employment practices as required by the Iowa Code sections 216.9 and 256.10(2), Titles VI and VII of the Civil Rights Act of 1964 (42 U.S.C. § 2000d2000e), the Equal Pay Act of 1973 (29 U.S.C. § 206, et seq.), Title IX (Educational Amendments, 20 U.S.C. §§ 1681 – 1688), Section 504 (Rehabilitation Act of 1973, 29 U.S.C. § 794), and the Americans with Disabilities Act (42 U.S.C. § 12101, et seq.). If you have questions or complaints related to compliance with this policy by the Iowa Department of Education, please contact the legal counsel for the Iowa Department of Education, Grimes State Office Building, 400 E. 14th Street, Des Moines, IA 50319-0146, telephone number: 515-281-5295, or the Director of the Office for Civil Rights, U.S. Department of Education, Citigroup Center, 500 W. Madison Street, Suite 1475, Chicago, IL 60661-4544, telephone number: 312-730-1560, FAX number: 312-730-1576, TDD number: 877-521-2172, email: OCR.Chicago@ed.gov.

Executive Summary

The annual community college tuition and fees report provides information about tuition and fees charged at each of Iowa's 15 community colleges. This report also provides trends in tuition and fees among Iowa's community colleges, sources of general operating revenue and comparisons among states and institutions.

For fiscal year (FY) 2022, average in-state tuition for students attending Iowa's community colleges is \$184.45 per credit hour, a 2.8 percent increase from last year, and average mandatory fees are \$14.87 per credit hour, a 1.5 percent decrease from last year. Therefore, the average total in-state cost of enrollment (tuition plus fees) is \$199.32 per credit hour, which represents a 2.5 percent increase from last year.

Tuition and fees accounted for approximately 49.9 percent of community colleges' unrestricted operating revenue during FY 2020, the latest year for which data are available. This percentage peaked in FY2012 when tuition and fees accounted for 57.8 percent, and gradually decreased since then.

Nationally, provisional data from the Integrated Postsecondary Education Data System (IPEDS) suggest that Iowa's in-state cost of enrollment in FY 2020 (the latest year available) ranked in the 88th percentile. This indicates that Iowa's average cost of enrollment is greater than or equal to 88 percent of community colleges in the nation.

Regionally, the average IPEDS total in-state enrollment costs per credit hour during FY 2020 were higher in South Dakota and Minnesota than in Iowa. IPEDS data also suggest that the average total in-state enrollment cost at Iowa's community colleges was 15.4 percent higher than the regional average (\$4,733.9) during FY 2020.

Iowa Code stipulates that the highest tuition charged by Iowa's community colleges must be less than the lowest tuition charged at Iowa's public universities. In FY2022, the highest in-state tuition per credit hour at Iowa community colleges (\$202.00) is 37.8 percent lower than the lowest base tuition at Iowa's public universities (\$325.00).



Table of Contents

- Tuition and Fees**..... 1
 - In-State (Resident) Tuition and Fees 1
 - Out-of-State (Non-Resident) Tuition and Fees 2
 - Other Out-of-State Tuition and Fees..... 3
 - Online Tuition..... 3
 - Mandatory Fees 3
- Cost of Enrollment** 4
- Revenue Sources** 5
- Comparisons** 5
 - National 6
 - Regional 7
 - Institutional 7
- References** 9



Tuition and Fees

In-State (Resident) Tuition and Fees

Table 1 lists in-state tuition and fees for each community college during fiscal years 2021 and 2022. The average in-state tuition and fees for this year is \$199.32 per credit hour, which is a 2.5 percent increase from last year. Iowa Lakes Community College has the lowest percentage increase in tuition and fees (0.9 percent) this fiscal year (FY 2022), whereas Iowa Western Community College has the highest percentage increase (3.4 percent).

Focusing just on tuition, the average in-state tuition for FY 2022 is \$184.45, which represents a 2.8 percent increase over last year. As for mandatory fees, the maximum is the same as last year, but the average has decreased by 1.5 percent.

TABLE. 1: IN-STATE TUITION AND MANDATORY FEES PER CREDIT HOUR BY COLLEGE

College (Abbreviation)	FY 2021			FY 2022			Change	
	Tuition (\$)	Fees (\$)	Total	Tuition (\$)	Fees (\$)	Total	(\$)	(%)
Northeast Iowa (NICC)	176.00	24.00	200.00	180.00	24.00	204.00	4.00	2.0%
North Iowa Area (NIACC)	165.75	27.25	193.00	171.75	27.25	199.00	6.00	3.1%
Iowa Lakes (ILCC)	189.00	22.25	211.25	191.00	22.25	213.25	2.00	0.9%
Northwest (NCC)	178.00	28.00	206.00	183.00	28.00	211.00	5.00	2.4%
Iowa Central (ICCC)	180.00	24.00	204.00	184.00	24.00	208.00	4.00	2.0%
Iowa Valley (IVCCD)	181.00	26.00	207.00	184.00	26.00	210.00	3.00	1.4%
Hawkeye (HCC)	192.00	9.00	201.00	202.00	5.50	207.50	6.50	3.2%
Eastern Iowa (EICC)	175.00	0.00	175.00	179.00	0.00	179.00	4.00	2.3%
Kirkwood (KCC)	180.00	0.00	180.00	186.00	0.00	186.00	6.00	3.3%
Des Moines Area (DMACC)	170.00	0.00	170.00	174.00	0.00	174.00	4.00	2.4%
Western Iowa Tech (WITCC)	158.00	29.00	187.00	163.00	29.00	192.00	5.00	2.7%
Iowa Western (IWCC)	187.00	17.00	204.00	194.00	17.00	211.00	7.00	3.4%
Southwestern (SWCC)	184.00	13.00	197.00	189.00	13.00	202.00	5.00	2.5%
Indian Hills (IHCC)	185.00	0.00	185.00	190.00	0.00	190.00	5.00	2.7%
Southeastern (SCC)	190.00	7.00	197.00	196.00	7.00	203.00	6.00	3.0%
Minimum	158.00	0.00	170.00	163.00	0.00	174.00	2.00	0.9%
Median	180.00	17.00	197.00	184.00	17.00	203.00	5.00	2.5%
Maximum	192.00	29.00	211.25	202.00	29.00	213.25	7.00	3.4%
Average	179.38	15.10	194.48	184.45	14.87	199.32	4.83	2.6%
Std. Dev.	9.42	11.52	12.46	10.04	11.69	12.36	1.36	0.7%

Out-of-State (Non-Resident) Tuition and Fees

Table 2 lists out-of-state tuition and fees for each community college during fiscal years 2021 and 2022. The average out-of-state tuition and fees for this year is \$242.38 per credit hour, which represents a 2.4 percent increase over last year. Hawkeye had the lowest change (0.2 percent) in their tuition and fees for out-of-state students this fiscal year, whereas Kirkwood Community College had the highest change with a 5.1 percent increase. Additionally, the average out-of-state tuition (only) is \$226.82 per credit hour for FY2022, indicating a 2.7 percent increase from last year.

TABLE. 2: OUT-OF-STATE TUITION AND MANDATORY FEES PER CREDIT HOUR BY COLLEGE

College (Abbreviation)	FY 2021			FY 2022			Change	
	Tuition (\$)	Fees (\$)	Total	Tuition (\$)	Fees (\$)	Total	(\$)	(%)
Northeast Iowa (NICC)	200.00	24.00	224.00	204.00	24.00	228.00	4.00	1.8%
North Iowa Area (NIACC)	248.63	27.25	275.88	257.63	27.25	284.88	9.00	3.3%
Iowa Lakes (ILCC)	199.00	22.25	221.25	202.00	22.25	224.25	3.00	1.4%
Northwest (NCC)	188.00	28.00	216.00	193.00	28.00	221.00	5.00	2.3%
Iowa Central (ICCC)	265.00	24.00	289.00	271.50	24.00	295.50	6.50	2.2%
Iowa Valley (IVCCD)								
Ellsworth	220.00	26.00	246.00	226.00	26.00	252.00	6.00	2.4%
Marshalltown	195.00	26.00	221.00	201.00	26.00	227.00	6.00	2.7%
Hawkeye (HCC)	217.00	9.00	226.00	221.00	5.50	226.50	0.50	0.2%
Eastern Iowa (EICC)	242.00	0.00	242.00	246.00	0.00	246.00	4.00	1.7%
Kirkwood (KCC)	237.00	0.00	237.00	249.00	0.00	249.00	12.00	5.1%
Des Moines Area (DMAACC)	340.00	0.00	340.00	348.00	0.00	348.00	8.00	2.4%
Western Iowa Tech (WITCC)	159.00	29.00	188.00	164.00	29.00	193.00	5.00	2.7%
Iowa Western (IWCC)	192.00	17.00	209.00	199.00	17.00	216.00	7.00	3.3%
Southwestern (SWCC)	191.00	13.00	204.00	196.00	13.00	209.00	5.00	2.5%
Indian Hills (IHCC)	245.00	0.00	245.00	250.00	0.00	250.00	5.00	2.0%
Southeastern (SCC)	195.00	7.00	202.00	201.00	7.00	208.00	6.00	3.0%
Minimum	159.00	0.00	188.00	164.00	0.00	193.00	0.50	0.2%
Median	208.50	19.63	225.00	212.50	19.63	227.50	5.50	2.4%
Maximum	340.00	29.00	340.00	348.00	29.00	348.00	12.00	5.1%
Average	220.85	15.78	236.63	226.82	15.56	242.38	5.75	2.4%
Std. Dev.	42.51	11.46	38.06	43.47	11.63	39.08	2.59	1.0%

Other Out-of-State Tuition and Fees

With the approval from Iowa Department of Education, a community college may establish a tuition rate for eligible non-residents that is lower than its standard non-resident tuition. Under this provision, the Department has approved the following requests:

- Iowa Lakes Community College, \$196.00 per credit hour for students who are residents of Minnesota.
- Northwest Iowa Community College, \$188.00 per credit hour for students who are residents of Minnesota, Nebraska or South Dakota.
- Iowa Central Community College, residents of border states and have a high school GPA of 3.0 or higher are eligible for \$189.00 per credit hour.
- Eastern Iowa Community Colleges, \$200.00 per credit hour for students who are residents of adjacent Illinois counties.

Online Tuition

State policy allows community colleges to establish separate tuition rates for distance education courses that are delivered by the Iowa Community College Online Consortium (ICCO) according to an agreement approved by the Iowa Department of Education. Under this agreement ICCOC sets tuition and fees for online courses on behalf of its members (i.e., Eastern Iowa, Iowa Lakes, North Iowa Area, Northwest Iowa, Southeastern, Southwestern and Western Iowa Tech). For FY 2022, ICCOC set tuition and fees at \$200.00 per credit hour. Community colleges that do not participate in the consortium set their own tuition and fees for online courses.

Mandatory Fees

Table 3, on the following page, itemizes mandatory fees that are typically assessed per credit hour at each of Iowa's 15 community colleges. Mandatory fees do not include fees assessed for specific programs, such as nursing or welding.

Hawkeye Community College decreased their fees by 38.9% as computer fee is not charged for FY2021-2022. Ten community colleges made no net changes to their fee schedules. Four community colleges—Des Moines Area, Eastern Iowa, Indian Hills and Kirkwood—continued to assess no mandatory fees per credit hour.

Among those colleges that do assess mandatory fees per credit hour, Western Iowa Tech has the highest (\$29.00 per credit hour) and Hawkeye Community College has the lowest (\$5.50 per credit hour). Although Kirkwood Community College has no mandatory fees per credit hour, the college does assess a \$50.00 technology fee per semester.

TABLE. 3: MANDATORY FEES PER SEMESTER CREDIT HOUR BY COLLEGE

College	Description	Amount		Change
		FY 2021	FY 2022	
Northeast Iowa (NICC)	General	24.00	24.00	0.0%
North Iowa Area (NIACC)	Material/Lab/Supplies	12.00	12.00	0.0%
	Student activities	4.50	4.50	0.0%
	Technology	10.75	10.75	0.0%
Iowa Lakes (ILCC)	Activity	2.25	2.25	0.0%
	General	10.00	10.00	0.0%
	Technology	10.00	10.00	0.0%
Northwest (NCC)	Course	10.00	10.00	0.0%
	Student	10.00	10.00	0.0%
	Technology	8.00	8.00	0.0%
Iowa Central (ICCC)	Student	24.00	24.00	0.0%
Iowa Valley (IVCCD)	Facility	2.00	2.00	0.0%
	Materials/Technology	18.50	18.50	0.0%
	Student	5.50	5.50	0.0%
Hawkeye (HCC)	Student activity & Computer	9.00	5.50	-38.9%
Eastern Iowa (EICC)	No fees	0.00	0.00	0.0%
Kirkwood (KCC)	No fees	0.00	0.00	0.0%
Des Moines Area (DMACC)	No fees	0.00	0.00	0.0%
Western Iowa Tech (WITCC)	Matriculation	8.00	8.00	0.0%
	Technology	21.00	21.00	0.0%
Iowa Western (IWCC)	College service	17.00	17.00	0.0%
Southwestern (SWCC)	Service/Technology	13.00	13.00	0.0%
Indian Hills (IHCC)	No fees	0.00	0.00	0.0%
Southeastern (SCC)	Technology	7.00	7.00	0.0%

Cost of Enrollment

As previously stated, the sum of tuition and mandatory fees defines the cost of enrollment per credit hour. This cost does not include expenses such as books, room and board, transportation or other additional fees. The average in-state cost of enrollment per credit hour for FY 2022 is \$199.32 (Table 1). Among Iowa's 15 community colleges, Des Moines Area Community College (\$174.00) has the lowest costs of enrollment per credit hour and charges no mandatory fees, which helps minimize costs. By comparison, Iowa Lakes Community College has the highest cost of enrollment per credit hour (\$213.25), followed by Northwest Community College and Iowa Western Community College (\$211.00).

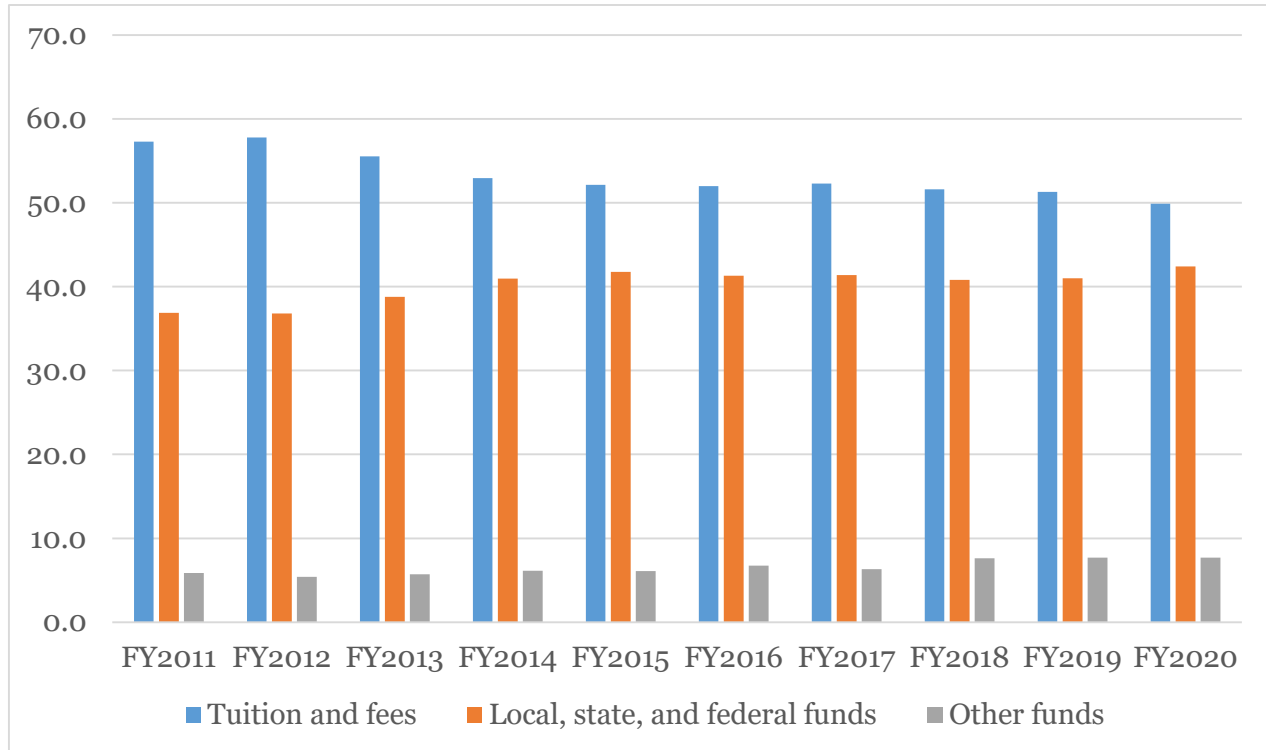
During FY 2022, a full-time Iowa resident will pay between \$5,220.00 and \$6,397.50 for 30 semester credit hours, depending upon which community college the student attends. The average net change for total cost of in-state enrollment at an Iowa community college increased \$4.83 (2.5 percent) per credit hour from FY 2021.

Revenue Sources

Primary revenue sources for public community colleges in Iowa are public funds (local, state and federal) and tuition and fees, with tuition and fees accounting for the largest proportion. During FY 2020, the latest year for which data are available, tuition and fees accounted for 49.9 percent of total general operating revenue.

Figure 1 below illustrates how tuition and fees have fluctuated since FY 2011 in response to changes in funding from public and other sources. During FY 2011, tuition and fees accounted for 57.3 percent of total general operating revenue. This percentage peaked in FY 2012 when tuition and fees accounted for 57.8 percent, and gradually decreased since then.

FIGURE. 1: TEN-YEAR TREND OF REVENUE SOURCES AS PERCENTAGES OF TOTAL



Comparisons

National and regional comparisons are based upon provisional IPEDS data collected from 906 public two-year institutions that award associate degrees [1]. FY 2020 is the latest year available for this report.

Some states allow community colleges to set tuition and fees depending upon whether a student lives within a college district (in-district); outside the district, but within the state (in-state); or outside the state (out-of-state). Using the lowest applicable classification for a given community college, IPEDS calculates total tuition and fees based upon 30 semester credit hours per academic year. For purposes of this section, “in-state” encompasses IPEDS’ “in-district” and “in-state”.

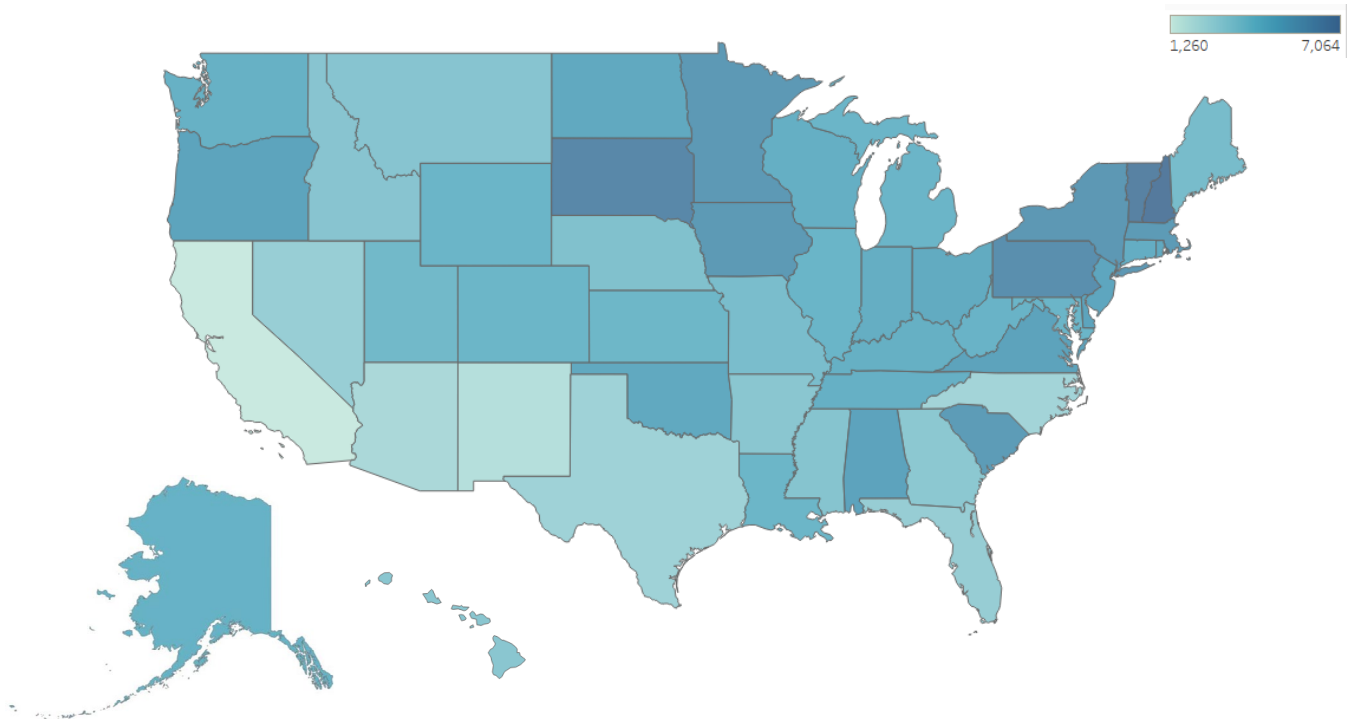
For institutional comparisons, data for Iowa’s public universities were collected from current and historical tuition tables published by the Iowa Board of Regents [2]. Data for Iowa’s community colleges were collected from an annual survey of community college business officers and from historical records available from the Iowa Department of Education.

National

According to IPEDS data, the average annual in-state total cost of enrollment in Iowa during FY 2020 was \$ 5,462.56, placing Iowa in the 88th percentile. This means Iowa's average annual in-state total cost of enrollment was greater than or equal to 88 percent of all reporting states. The national average was \$4,222.66.

Figure 2 shows a color-range distribution of average total in-state costs of enrollment for 30 semester hours in FY 2020, with darker color representing the highest cost of enrollment. New Hampshire (\$7,064.00), Vermont (\$6,654.00) and South Dakota (\$6,334.00) had the highest average total costs of in-state enrollment. By comparison, California (\$1,266.16), New Mexico (\$1,888.89) and Arizona (\$2,182.10) had the lowest averages.

FIGURE. 2: FY 2020 DISTRIBUTION OF AVERAGE ANNUAL TOTAL COST OF IN-STATE ENROLLMENT



Regional

Provisional 2020 data from IPEDS [1], shown in Table 4, suggest that Iowa had the third highest average cost of in-state enrollment in the region (\$5,462.56), following South Dakota (\$6,334.00) and Minnesota (\$5,494.16). Nebraska (\$3,518.75) and Missouri (\$3,722.50) had the lowest regional averages.

TABLE. 4: REGIONAL AVERAGE TOTAL COST OF IN-DISTRICT ENROLLMENT (\$) FOR 30 SEMESTER CREDIT HOURS PER ACADEMIC YEAR

FY	IA	IL	MN	MO	NE	SD	WI
2016	\$4,697.00	\$3,579.00	\$5,284.00	\$3,203.00	\$3,211.00	\$5,339.00	\$4,293.00
2017	\$4,924.81	\$3,786.15	\$5,253.87	\$3,163.79	\$3,339.88	\$5,691.60	\$4,368.12
2018	\$5,082.31	\$3,975.63	\$5,325.42	\$3,437.64	\$3,495.88	\$5,947.20	\$4,403.76
2019	\$5,298.31	\$4,072.40	\$5,334.58	\$3,522.43	\$3,506.38	\$6,082.40	\$4,444.53
2020	\$5,462.56	\$4,146.02	\$5,494.16	\$3,722.50	\$3,518.75	\$6,334.00	\$4,459.31

Source: [2] Note: Base per-credit-hour tuition for Iowa’s public universities is derived from 24 semester credit hours per academic year.

In terms of average percentage change in the region, Missouri had the highest increase (5.7 percent), followed by South Dakota (4.1 percent) and Iowa (3.1 percent). Wisconsin had the lowest increase (0.3 percent), followed by Nebraska (0.4 percent) and Illinois (1.8 percent).

Institutional

Iowa Code §260C.14 §2 states that “tuition for residents of Iowa shall not exceed the lowest tuition rate per semester, or the equivalent, charged by an institution of higher education under the state board of regents for a full-time resident student.” Table 5 illustrates Iowa’s compliance with this requirement. In FY 2022, the highest tuition per credit hour at Iowa community colleges (\$202.00) is 37.8 percent lower than the lowest base tuition at Iowa’s public universities (\$325.00).

TABLE. 5: COMPARISON OF IN-STATE TUITION PER SEMESTER CREDIT HOUR BY TYPE OF INSTITUTION

FY	Colleges (Highest, \$)	Universities (Lowest, \$)
2018	176.00	301.67
2019	181.00	320.00
2020	187.00	320.00
2021	192.00	320.00
2022	202.00	325.00


Source: [1] Note: Base per-credit-hour tuition for Iowa’s public universities is derived from 24 semester credit hours per academic year.

The average cost of in-state enrollment (tuition plus fees) per credit hour at Iowa’s community colleges increased from \$175.98 in FY 2018 to \$199.32 in FY 2022(Table 6), representing a 13.3 percent increase. This is equivalent to an annualized rate of 3.2 percent. During the same time period, average cost of in-state enrollment at Iowa’s public universities increased 11.7 percent, from \$356.27 per credit hour to \$398.00 per credit hour. This is equivalent to an annualized rate of 2.8 percent.

TABLE. 6: AVERAGE PER-CREDIT-HOUR COST OF IN-STATE ENROLLMENT (\$) BY TYPE OF INSTITUTION

FY	Community Colleges	Public Universities
2018	175.98	356.27
2019	182.57	377.68
2020	188.57	387.00
2021	194.48	387.00
2022	199.32	398.00


Source: [1] *Note:* Average per-credit-hour cost of in-state enrollment for Iowa’s public universities is derived from 24 semester credit hours per academic year.



References

[1] Integrated Postsecondary Education Data System. IPEDS Data Center. Retrieved from <http://nces.ed.gov/ipeds/datacenter/login.aspx> on July 12, 2021.

[2] Iowa Board of Regents. Index of reports. Retrieved from https://www.iowaregents.edu/media/cms/0721_ITEM_5__Tuition_Fees_B92D49E81E0D3.pdf on August 2, 2021.





COMMUNITY COLLEGES & WORKFORCE PREPARATION

PROSPERITY THROUGH EDUCATION

The Division of Community Colleges and Workforce Preparation within the Iowa Department of Education administers a variety of diverse programs that enhance Iowa's educational system and help to prepare a skilled and knowledgeable workforce. Divided between two bureaus — the Bureau of Community Colleges and the Bureau of Career and Technical Education — the Division is committed to providing and supporting opportunities for lifelong learning. In addition to working with Iowa's 15 public community colleges on state accreditation, program approval, equity review, and data reporting, guidance is also provided in the areas of career and technical education, workforce training and economic development, adult education and literacy, military education, the state mandated OWI education program, the GAP Tuition and PACE programs, Senior Year Plus and the Statewide Intermediary Network program.