

IOWA COMMUNITY COLLEGES TUITION AND FEES

FISCAL
YEAR
2021



**COMMUNITY COLLEGES &
WORKFORCE PREPARATION**
PROSPERITY THROUGH EDUCATION

www.educateiowa.gov/ccpublications

**IOWA DEPARTMENT
OF EDUCATION**



Grimes State Office Building

Phone: 515-281-8260
Fax: 515-242-5988
www.educateiowa.gov

Ann Lebo
Director, Iowa Department
of Education
515-281-3436
ann.lebo@iowa.gov

Jeremy Varner
Administrator, Division of
Community Colleges and
Workforce Preparation
515-281-8260
jeremy.varner@iowa.gov

Paula Nissen
Acting Chief, Bureau of
Community Colleges
515-418-8273
paula.nissen2@iowa.gov

Dennis Harden
Chief, Bureau of
Career and Technical Education
515-281-4716
dennis.harden@iowa.gov

Dan Li
Consultant, Bureau of
Community Colleges
515-281-3503
dan.li@iowa.gov

Published: 2020

**State of Iowa
Department of Education**
Grimes State Office Building
400 E. 14th Street
Des Moines, IA 50319-0146

State Board of Education

Brook Axiotis, President, Des Moines
Bettie Bolar, Marshalltown
Joshua Byrnes, Osage
Brian Kane, Dubuque
Michael L. Knedler, Council Bluffs
Mike May, Spirit Lake
John Robbins, Iowa Falls
Georgia Van Gundy, Waukee
Kimberly Wayne, Des Moines
Hannah Groos, Student Member, Norwalk

Administration

Ann Lebo, Director and Executive Officer
of the State Board of Education

**Division of Community Colleges
and Workforce Preparation**

Jeremy Varner, Division Administrator

Bureau of Community Colleges

Paula Nissen, Acting Bureau Chief
Dan Li, Education Program Consultant

Bureau of Career and Technical Education

Dennis Harden, Bureau Chief

It is the policy of the Iowa Department of Education not to discriminate on the basis of race, creed, color, sexual orientation, gender identity, national origin, sex, disability, religion, age, political party affiliation, or actual or potential parental, family or marital status in its programs, activities, or employment practices as required by the Iowa Code sections 216.9 and 256.10(2), Titles VI and VII of the Civil Rights Act of 1964 (42 U.S.C. § 2000d and 2000e), the Equal Pay Act of 1973 (29 U.S.C. § 206, et seq.), Title IX (Educational Amendments, 20 U.S.C. §§ 1681 – 1688), Section 504 (Rehabilitation Act of 1973, 29 U.S.C. § 794), and the Americans with Disabilities Act (42 U.S.C. § 12101, et seq.). If you have questions or complaints related to compliance with this policy by the Iowa Department of Education, please contact the legal counsel for the Iowa Department of Education, Grimes State Office Building, 400 E. 14th Street, Des Moines, IA 50319-0146, telephone number: 515-281-5295, or the Director of the Office for Civil Rights, U.S. Department of Education, Citigroup Center, 500 W. Madison Street, Suite 1475, Chicago, IL 60661-4544, telephone number: 312-730-1560, FAX number: 312-730-1576, TDD number: 877-521-2172, email: OCR.Chicago@ed.gov.

Executive Summary

The annual community college tuition and fees report provides information about tuition and fees charged at each of Iowa's 15 community colleges. This report also provides trends in tuition and fees among Iowa's community colleges, sources of general operating revenue, and comparisons among states and institutions.

For fiscal year (FY) 2021, average in-state tuition for students attending Iowa's community colleges is \$179.38 per credit hour, a 3.3 percent increase from last year, and average mandatory fees are \$15.10 per credit hour, up 1.2 percent from last year. Therefore, the average total in-state cost of enrollment (tuition plus fees) is \$194.48 per credit hour, which represents a 3.1 percent increase from last year.

Tuition and fees accounted for approximately 51.3 percent of community colleges' unrestricted operating revenue during FY 2019, the latest year for which data are available. This percentage peaked in FY2012 when tuition and fees accounted for 57.8 percent, and has gradually decreased since then.

Nationally, provisional data from the Integrated Postsecondary Education Data System (IPEDS) suggest that Iowa's in-state cost of enrollment in FY 2019 (the latest year available) ranked in the 86th percentile. This indicates that Iowa's average cost of enrollment is greater than or equal to 86 percent of community colleges in the nation.

Regionally, the average IPEDS total in-state enrollment costs per credit hour during FY 2019 were higher in South Dakota and Minnesota than in Iowa. IPEDS data also suggest that the average total in-state enrollment cost at Iowa's community colleges was 15.0 percent higher than the regional average (\$4,608.72) during FY 2019.

Iowa Code stipulates that the highest tuition charged by Iowa's community colleges must be less than the lowest tuition charged at Iowa's public universities. In FY 2021, the highest community college in-state tuition for 24 credit hours (\$4,584.00) is 40.3 percent less than the lowest public university in-state tuition for the same number of credit hours (\$7,680.00).






Table of Contents

Tuition and Fees	1
<i>In-State (Resident) Tuition and Fees</i>	1
<i>Out-of-State (Non-Resident) Tuition and Fees</i>	2
<i>Other Out-of-State Tuition and Fees</i>	3
<i>Online Tuition</i>	3
<i>Mandatory Fees</i>	3
Cost of Enrollment	5
Revenue Sources	5
Comparisons	6
<i>National</i>	7
<i>Regional</i>	8
<i>Institutional</i>	8
References	10

Tuition and Fees

In-State (Resident) Tuition and Fees

Table 1 lists in-state tuition and fees for each community college during fiscal years 2020 and 2021. The average in-state tuition and fees for this year is \$194.48 per credit hour, which is a 3.1 percent increase from last year. Northeast Iowa Community College has the lowest percentage increase in tuition and fees (1.0 percent) this fiscal year (FY 2021), whereas Des Moines Area Community College has the highest percentage increase (6.3 percent).

Focusing just on tuition, the average in-state tuition for FY 2021 is \$179.38, which represents a 3.3 percent increase over last year. As for mandatory fees, the maximum is the same as last year, but the average has increased by 1.2 percent.

TABLE 1: IN-STATE TUITION AND MANDATORY FEES PER CREDIT HOUR BY COLLEGE

College (Abbreviation)	FY 2020			FY 2021			Change	
	Tuition (\$)	Fees (\$)	Total (\$)	Tuition (\$)	Fees (\$)	Total (\$)	(\$)	(%)
Northeast Iowa (NICC)	174.00	24.00	198.00	176.00	24.00	200.00	2.00	1.0%
North Iowa Area (NIACC)	159.75	27.00	186.75	165.75	27.25	193.00	6.25	3.3%
Iowa Lakes (ILCC)	183.00	22.25	205.25	189.00	22.25	211.25	6.00	2.9%
Northwest (NCC)	173.00	28.00	201.00	178.00	28.00	206.00	5.00	2.5%
Iowa Central (ICCC)	174.00	24.00	198.00	180.00	24.00	204.00	6.00	3.0%
Iowa Valley (IVCCD)	178.00	26.00	204.00	181.00	26.00	207.00	3.00	1.5%
Hawkeye (HCC)	187.00	8.50	195.50	192.00	9.00	201.00	5.50	2.8%
Eastern Iowa (EICC)	168.00	0.00	168.00	175.00	0.00	175.00	7.00	4.2%
Kirkwood (KCC)	176.00	0.00	176.00	180.00	0.00	180.00	4.00	2.3%
Des Moines Area (DMACC)	160.00	0.00	160.00	170.00	0.00	170.00	10.00	6.3%
Western Iowa Tech (WITCC)	153.00	29.00	182.00	158.00	29.00	187.00	5.00	2.7%
Iowa Western (IWCC)	178.00	17.00	195.00	187.00	17.00	204.00	9.00	4.6%
Southwestern (SWCC)	177.00	13.00	190.00	184.00	13.00	197.00	7.00	3.7%
Indian Hills (IHCC)	180.00	0.00	180.00	185.00	0.00	185.00	5.00	2.8%
Southeastern (SCC)	184.00	5.00	189.00	190.00	7.00	197.00	8.00	4.2%
Minimum	153.00	0.00	160.00	158.00	0.00	170.00	2.00	1.0%
Median	176.00	17.00	190.00	180.00	17.00	197.00	6.00	2.9%
Maximum	187.00	29.00	205.25	192.00	29.00	211.25	10.00	6.3%
Average	173.65	14.92	188.57	179.38	15.10	194.48	5.92	3.3%
Std. Dev.	9.66	11.63	13.25	9.42	11.52	12.46	2.12	1.3%

Note: Change is between FY 2020 and FY 2021 totals.

Iowa Central Community College charges a flat rate, when students take 12 to 18 credit hours in a semester.

Out-of-State (Non-Resident) Tuition and Fees

Table 2 lists out-of-state tuition and fees for each community college during fiscal years 2020 and 2021. The average out-of-state tuition and fees for this year is \$236.63 per credit hour, which represents a 3.0 percent increase over last year. Northeast had the lowest change (0.9 percent) in their tuition and fees for out-of-state students this fiscal year, whereas Des Moines Area Community College had the highest change with a 6.3 percent increase. Additionally, the average out-of-state tuition (only) is \$220.85 per credit hour for FY2021, indicating a 3.1 percent increase from last year.

TABLE 2: OUT-OF-STATE TUITION AND MANDATORY FEES PER CREDIT HOUR BY COLLEGE

College (Abbreviation)	FY 2020			FY 2021			Change	
	Tuition (\$)	Fees (\$)	Total (\$)	Tuition (\$)	Fees (\$)	Total (\$)	(\$)	(%)
Northeast Iowa (NICC)	198.00	24.00	222.00	200.00	24.00	224.00	2.00	0.9%
North Iowa Area (NIACC)	239.63	27.00	266.63	248.63	27.25	275.88	9.25	3.5%
Iowa Lakes (ILCC)	194.00	22.25	216.25	199.00	22.25	221.25	5.00	2.3%
Northwest (NCC)	183.00	28.00	211.00	188.00	28.00	216.00	5.00	2.4%
Iowa Central (ICCC)	256.50	24.00	280.50	265.00	24.00	289.00	8.50	3.0%
Iowa Valley (IVCCD)								
Ellsworth	217.00	26.00	243.00	220.00	26.00	246.00	3.00	1.2%
Marshalltown	192.00	26.00	218.00	195.00	26.00	221.00	3.00	1.4%
Hawkeye (HCC)	212.00	8.50	220.50	217.00	9.00	226.00	5.50	2.5%
Eastern Iowa (EICC)	235.00	0.00	235.00	242.00	0.00	242.00	7.00	3.0%
Kirkwood (KCC)	229.00	0.00	229.00	237.00	0.00	237.00	8.00	3.5%
Des Moines Area (DMACC)	320.00	0.00	320.00	340.00	0.00	340.00	20.00	6.3%
Western Iowa Tech (WITCC)	154.00	29.00	183.00	159.00	29.00	188.00	5.00	2.7%
Iowa Western (IWCC)	183.00	17.00	200.00	192.00	17.00	209.00	9.00	4.5%
Southwestern (SWCC)	184.00	13.00	197.00	191.00	13.00	204.00	7.00	3.6%
Indian Hills (IHCC)	240.00	0.00	240.00	245.00	0.00	245.00	5.00	2.1%
Southeastern (SCC)	189.00	5.00	194.00	195.00	7.00	202.00	8.00	4.1%
Minimum	154.00	0.00	183.00	159.00	0.00	188.00	2.00	0.9%
Median	205.00	19.63	221.25	208.50	19.63	225.00	6.25	2.9%
Maximum	320.00	29.00	320.00	340.00	29.00	340.00	20.00	6.3%
Average	214.13	15.61	229.74	220.85	15.78	236.63	6.89	2.9%
Std. Dev.	39.36	11.58	35.24	42.51	11.46	38.06	4.14	1.3%

Note: Change is between FY 2020 and FY 2021 totals.

Iowa Central Community College charges a flat rate, when students take 12 to 18 credit hours in a semester.

Other Out-of-State Tuition and Fees

- » With the approval from Iowa Department of Education, a community college may establish a tuition rate for eligible non-residents that is lower than its standard non-resident tuition. However, this tuition is still higher than the tuition charged to in-state students. Under this provision, the Department has approved the following requests:
- » Iowa Lakes Community College--\$194.00 per credit hour for students who are residents of Minnesota.
- » Northwest Iowa Community College--\$183.00 per credit hour for students who are residents of Minnesota, Nebraska, or South Dakota.
- » Iowa Central Community College--Residents of Illinois, Minnesota, Missouri, Nebraska, South Dakota, Wisconsin and have a high school GPA of 3.0 or higher -- \$209.00 per credit hour.
- » Eastern Iowa Community Colleges--\$195.00 per credit hour for students who are residents of adjacent Illinois counties.

Online Tuition

State policy allows community colleges to establish separate tuition rates for distance education courses that are delivered by the Iowa Community College Online Consortium (ICCO) according to an agreement approved by the Iowa Department of Education. Under this agreement ICCOC sets tuition and fees for online courses on behalf of its members.* For FY 2021, ICCOC set tuition and fees at \$195.00 per credit hour. Community colleges that do not participate in the consortium set their own tuition and fees for online courses.

Mandatory Fees

Table 3, on the following page, itemizes mandatory fees that are typically assessed per credit hour at each of Iowa's 15 community colleges. Mandatory fees do not include fees assessed for specific programs such as nursing or welding.

Southeastern, Hawkeye, and North Iowa Area Community College, respectively, increased their mandatory fees by 40.0 percent, 5.9 percent, and 0.9 percent. Eight other community colleges made no net changes to their fee schedules. Four community colleges – Des Moines Area, Eastern Iowa, Indian Hills, and Kirkwood – continued to assess no mandatory fees per credit hour.

* The following community colleges are members of ICCOC: Eastern Iowa, Iowa Lakes, North Iowa Area, Northwest Iowa, Southeastern, Southwestern, and Western Iowa Tech.

Among those colleges that do assess mandatory fees per credit hour, Western Iowa Tech has the highest (\$29.00 per credit hour) and Southeastern Community College has the lowest (\$7.00 per credit hour). Although Kirkwood Community College has no mandatory fees per credit hour, the college does assess a \$50.00 technology fee per semester.

TABLE 3: MANDATORY FEES PER SEMESTER CREDIT HOUR BY COLLEGE

College	Description	Amount (\$)		Change
		FY 2020	FY 2021	
Northeast Iowa	General	24.00	24.00	0.0%
North Iowa Area	Material/Lab/Supplies	12.00	12.00	0.0%
	Student activities	4.50	4.50	0.0%
	Technology	10.50	10.75	2.4%
Iowa Lakes	Activity	2.25	2.25	0.0%
	General	10.00	10.00	0.0%
	Technology	10.00	10.00	0.0%
Northwest Iowa	Course	10.00	10.00	0.0%
	Student	10.00	10.00	0.0%
	Technology	8.00	8.00	0.0%
Iowa Central	Student	24.00	24.00	0.0%
Iowa Valley	Facility	2.00	2.00	0.0%
	Materials/Technology	18.50	18.50	0.0%
	Student	5.50	5.50	0.0%
Hawkeye	Student activity & Computer	8.50	9.00	5.9%
Eastern Iowa	No fees	0.00	0.00	0.0%
Kirkwood	No fees	0.00	0.00	0.0%
Des Moines Area	No fees	0.00	0.00	0.0%
Western Iowa Tech	Matriculation	8.00	8.00	0.0%
	Technology	21.00	21.00	0.0%
Iowa Western	College service	17.00	17.00	0.0%
Southwestern	Service/Technology	13.00	13.00	0.0%
Indian Hills	No fees	0.00	0.00	0.0%
Southeastern	Technology	5.00	7.00	40.0%

Cost of Enrollment

As previously stated, the sum of tuition and mandatory fees defines the cost of enrollment per credit hour. This cost does not include expenses such as books, room and board, transportation, or other additional fees. The average in-state cost of enrollment per credit hour for FY 2021 is \$194.48 (Table 1). Among Iowa's 15 community colleges, Des Moines Area Community College (\$170.00) and Eastern Iowa Community Colleges (\$175.00) have the lowest costs of enrollment per credit hour. Neither college assesses mandatory fees, which helps minimize costs. By comparison, Iowa Lakes Community College has the highest cost of enrollment per credit hour (\$211.25), followed by Iowa Valley Community College District (\$207.00).

During FY 2021, a full-time Iowa resident will pay between \$5,100.00 and \$6,337.50 (tuition) for 30 semester credit hours, depending upon which community college the student attends. The average net change for total cost of in-state enrollment at an Iowa community college increased \$5.92 (3.3 percent) per credit hour from FY 2020.

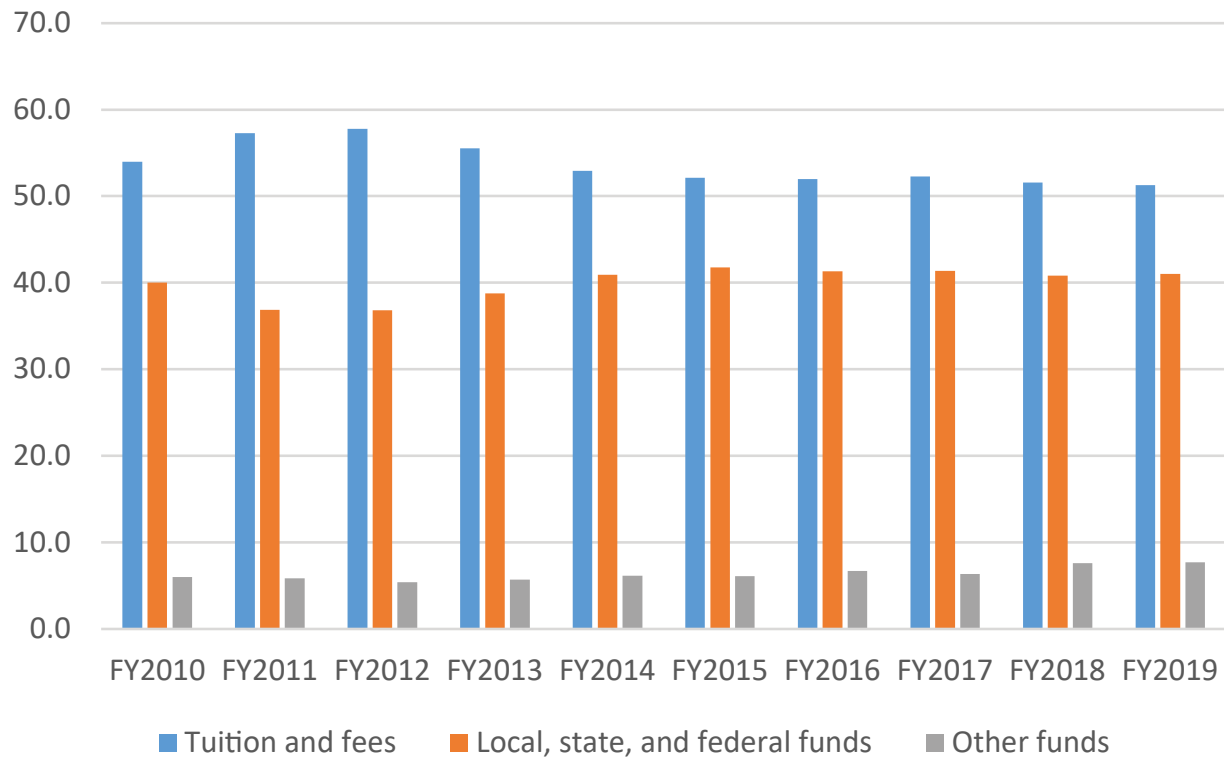
Revenue Sources

Primary revenue sources for public community colleges in Iowa are public funds (local, state, and federal) and tuition and fees, with tuition and fees accounting for the largest proportion. During FY 2019, the latest year for which data are available, tuition and fees accounted for 51.3 percent of total general operating revenue.

Figure 1, on the following page, illustrates how tuition and fees have fluctuated since FY 2010 in response to changes in funding from public and other sources. During FY 2010, tuition and fees accounted for 54.0 percent of total general operating revenue. This percentage peaked in FY2012 when tuition and fees accounted for 57.8 percent, and gradually decreased since then.



FIGURE 1: TEN-YEAR TREND OF REVENUE SOURCES AS PERCENTAGES OF TOTAL



Comparisons

National and regional comparisons are based upon provisional IPEDS data collected from 913 public two-year institutions that award associate degrees [2]. FY 2019 is the latest year available for this report.

Some states allow community colleges to set tuition and fees depending upon whether a student lives within a college district (in-district); outside the district, but within the state (in-state); or outside the state (out-of-state). Using the lowest applicable classification for a given community college, IPEDS calculates total tuition and fees based upon 30 semester credit hours per academic year. For purposes of this section, “in-state” encompasses IPEDS’ “in-district” and “in-state”.

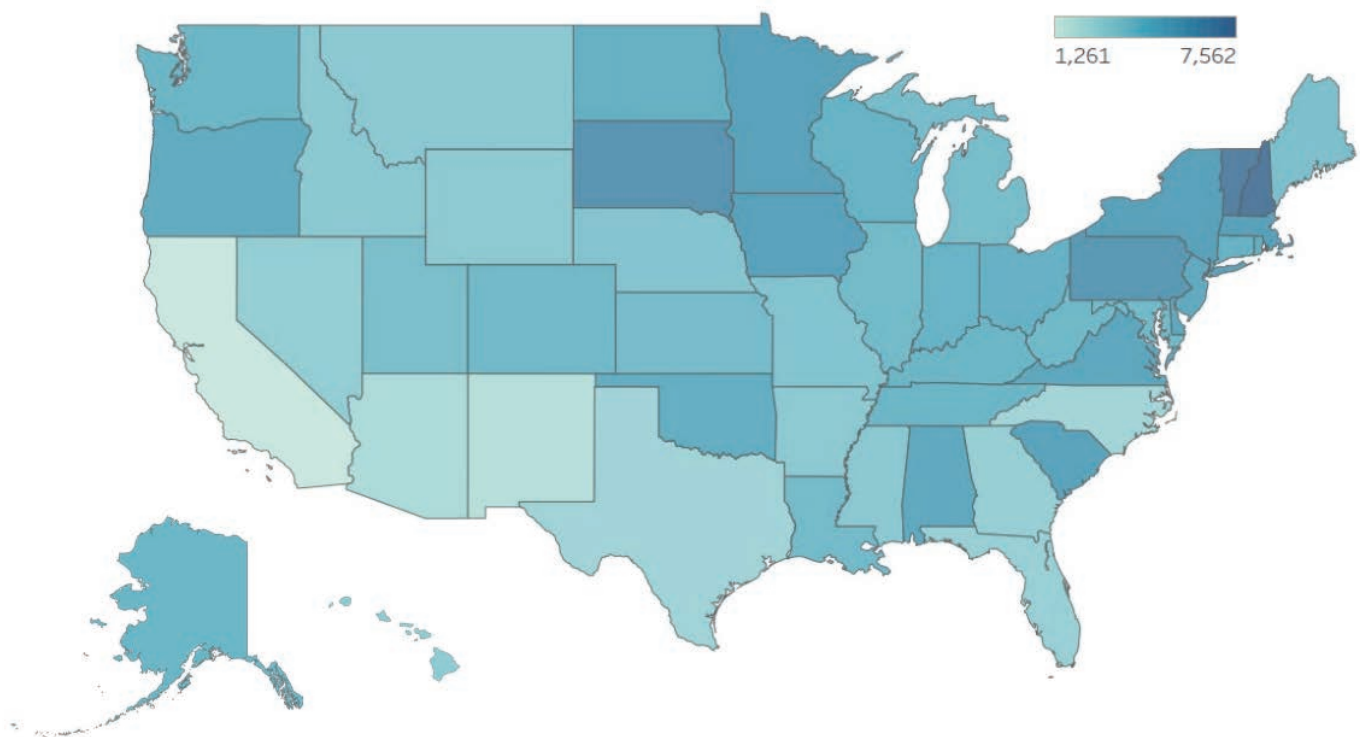
For institutional comparisons, data for Iowa’s public universities were collected from current and historical tuition tables published by the Iowa Board of Regents [3]. Data for Iowa’s community colleges were collected from an annual survey of community college business officers and from historical records available from the Iowa Department of Education [1].

National

According to IPEDS data, the average annual in-state total cost of enrollment in Iowa during FY 2019 was \$ 5,298.31, placing Iowa in the 86th percentile. This means Iowa's average annual in-state total cost of enrollment was greater than or equal to 86 percent of all reporting states. The national average was \$4,142.92.

Figure 2 shows a color-range distribution of average total in-state costs of enrollment for 30 semester hours in FY 2019, with dark blue representing the highest cost of enrollment. New Hampshire (\$7,561.71), Vermont (\$7,120.00), and South Dakota (\$6,082.40) had the highest average total costs of in-state enrollment. By comparison, California (\$1,260.64), New Mexico (\$1,818.58), and Arizona (\$2,181.60) had the lowest averages.

FIGURE 2: FY 2019 DISTRIBUTION OF AVERAGE ANNUAL TOTAL COST OF IN-STATE ENROLLMENT



Source: [2]

Note: Amounts are based on 30 semester hours per academic year.

Regional

Provisional 2019 data from IPEDS [2], shown in Table 4, suggest that Iowa had the third highest average cost of in-state enrollment in the region (\$5,298.31), following South Dakota (\$6,082.40) and Minnesota (\$5,334.58). Missouri (\$3,522.43) and Nebraska (\$3,506.38) had the lowest regional averages.

TABLE 4: REGIONAL AVERAGE TOTAL COST OF IN-DISTRICT ENROLLMENT (\$) FOR 30 SEMESTER CREDIT HOURS PER FISCAL YEAR

Fiscal Year	IA	IL	MN	MO	NE	SD	WI
2015	\$4,480.06	\$3,403.27	\$5,308.77	\$3,009.57	\$3,188.88	\$5,020.00	\$4,239.59
2016	\$4,697.00	\$3,579.00	\$5,284.00	\$3,203.00	\$3,211.00	\$5,339.00	\$4,293.00
2017	\$4,924.81	\$3,786.15	\$5,253.87	\$3,163.79	\$3,339.88	\$5,691.60	\$4,368.12
2018	\$5,082.31	\$3,975.63	\$5,325.42	\$3,437.64	\$3,495.88	\$5,947.20	\$4,403.76
2019	\$5,298.31	\$4,072.40	\$5,334.58	\$3,522.43	\$3,506.38	\$6,082.40	\$4,444.53

Source: [2]

In Iowa, the average total cost of in-state enrollment increased 4.3 percent from FY 2018 to FY 2019, which is the highest in the region. Missouri had the second highest average percentage which is 2.5 percent. Although Minnesota had the second highest average total cost of enrollment in FY 2019, it had the lowest average percentage change (0.2 percent) from FY2018-FY2019. Nebraska and Wisconsin also had less than one percent increase from FY2018-FY2019.

Institutional

Iowa Code §260C.14 §§2 [4] states that “tuition for residents of Iowa shall not exceed the lowest tuition rate per semester, or the equivalent, charged by an institution of higher education under the state board of regents for a full-time resident student.” Table 5 illustrates Iowa’s compliance with this requirement. In FY 2021, the highest tuition per credit hour at Iowa community colleges (\$191.00) is 40.3 percent lower than the lowest base tuition at Iowa’s public universities (\$320.00).

TABLE 5: COMPARISON OF IN-STATE TUITION PER SEMESTER CREDIT HOUR BY TYPE OF INSTITUTION

FY	Community Colleges (Highest, \$)	Public Universities (Lowest, \$)
2017	170.00	295.75
2018	176.00	301.67
2019	181.00	320.00
2020	187.00	320.00
2021	191.00	320.00

Source: [1] [3]

Note: Base tuition per-credit-hour for Iowa’s public universities is derived from 24 semester credit hours per academic year.

The average cost of in-state enrollment (tuition plus fees) per credit hour at Iowa’s community colleges increased from \$171.31 in FY 2017 to \$194.48 in FY 2021 (Table 6), representing a 13.5 percent increase. This is equivalent to an annualized rate of 3.2 percent. During the same time period, average cost of in-state enrollment at Iowa’s public universities increased 11.0 percent, from \$348.66 per credit hour to \$387.00 per credit hour. This is equivalent to an annualized rate of 2.6 percent.

TABLE 6: AVERAGE PER-CREDIT-HOUR COST OF IN-STATE ENROLLMENT (\$) BY TYPE OF INSTITUTION

FY	Community Colleges (Average, \$)	Public Universities (Average, \$)
2017	171.31	348.66
2018	175.98	356.27
2019	182.57	377.68
2020	188.57	387.00
2021	194.48	387.00

Source: [1] [3]

Note: Average per-credit-hour cost of in-state enrollment for Iowa’s public universities is derived from 24 semester credit hours per academic year.



References

- [1]** Division of Community Colleges & Workforce Preparation. Tuition and Fees Report, 2019. Iowa Department of Education, Des Moines, IA. Available at https://www.educateiowa.gov/adult-career-and-community-college/publications#Tuition_Fees_Report.
- [2]** Integrated Postsecondary Education Data System. IPEDS Data Center. Retrieved from <http://nces.ed.gov/ipeds/datacenter/login.aspx> on June 7, 2020.
- [3]** Iowa Board of Regents. Index of reports. Retrieved from <http://www.regents.iowa.gov/Reports/reports.html#T> on June 13, 2020.

THIS PAGE LEFT INTENTIONALLY BLANK



COMMUNITY COLLEGES & WORKFORCE PREPARATION

PROSPERITY THROUGH EDUCATION

The Division of Community Colleges and Workforce Preparation within the Iowa Department of Education administers a variety of diverse programs that enhance Iowa's educational system and help to prepare a skilled and knowledgeable workforce. Divided between two bureaus — the Bureau of Community Colleges and the Bureau of Career and Technical Education — the division is committed to providing and supporting opportunities for lifelong learning. In addition to working with Iowa's 15 public community colleges on state accreditation, program approval, equity review, and data reporting, guidance is also provided in the areas of career and technical education, workforce training and economic development, adult education and literacy, military education, the state mandated OWI education program, the GAP Tuition and PACE programs, Senior Year Plus, the National Crosswalk Service Center, and the Statewide Intermediary Network program.