

WORKFORCE TRAINING AND ECONOMIC DEVELOPMENT FUND

2022 Annual Progress Report



COMMUNITY COLLEGES &
WORKFORCE PREPARATION



Iowa Department of Education

Grimes State Office Building
Phone: 515-281-8260
Fax: 515-242-5988
www.educateiowa.gov

Ann Lebo, Director,
Iowa Department of Education
515-281-3436
ann.lebo@iowa.gov

Jeremy Varner, Administrator,
Division of Community Colleges
and Workforce Preparation
515-242-6187
jeremy.varner@iowa.gov

Amy Gieseke, Bureau Chief,
Bureau of Community Colleges
515-858-2234
amy.gieseke@iowa.gov

Paula Nissen, Administrative Consultant
Bureau of Community Colleges
515-418-8273
paula.nissen2@iowa.gov

Published: 2022

State of Iowa Department of Education Grimes
State Office Building
400 E. 14th Street
Des Moines, IA 50319-0146

State Board of Education
Brooke Axiotis, Des Moines
Rod Bradley, Denison
Cindy Dietz, Cedar Rapids
Cassandra Halls, Carlisle
Brian J. Kane, Dubuque
Mike May, Spirit Lake
John Robbins, Iowa Falls
Alaina Whittington, Student Member, Diagonal

Administration

Ann Lebo, Director and Executive Officer of the
State Board of Education

Division of Community Colleges and Workforce Preparation

Jeremy Varner, Division Administrator

Bureau of Community Colleges

Amy Gieseke, Bureau Chief
Paula Nissen, Administrative Consultant

It is the policy of the Iowa Department of Education not to discriminate on the basis of race, creed, color, sexual orientation, gender identity, national origin, sex, disability, religion, age, political party affiliation, or actual or potential parental, family or marital status in its programs, activities, or employment practices as required by the Iowa Code sections 216.9 and 256.10(2), Titles VI and VII of the Civil Rights Act of 1964 (42 U.S.C. § 2000d2000e), the Equal Pay Act of 1973 (29 U.S.C. § 206, et seq.), Title IX (Educational Amendments, 20 U.S.C. §§ 1681 – 1688), Section 504 (Rehabilitation Act of 1973, 29 U.S.C. § 794), and the Americans with Disabilities Act (42 U.S.C. § 12101, et seq.). If you have questions or complaints related to compliance with this policy by the Iowa Department of Education, please contact the legal counsel for the Iowa Department of Education, Grimes State Office Building, 400 E. 14th Street, Des Moines, IA 50319-0146, telephone number: 515-281-5295, or the Director of the Office for Civil Rights, U.S. Department of Education, John C. Kluczynski Federal Building, 230 S. Dearborn Street, 37th Floor, Chicago, IL 60604-7204, telephone number: 312-773-1560, FAX number: 312-730-1576, TDD number: 800-877-8339,, email: OCR.Chicago@ed.gov.



Table of Contents

An Overview of the Workforce Training and Economic Development (WTED) Fund	1
WTED Annual Progress Report	2
Northeast Iowa Community College (NICC) - 01	4
North Iowa Area Community College (NIACC) - 02	5
Iowa Lakes Community College (ILCC) - 03	6
Northwest Iowa Community College (NCC) - 04	7
Iowa Central Community College (ICCC) - 05.....	8
Iowa Valley Community College District (IVCCD) - 06	9
Hawkeye Community College (HCC) - 07.....	10
Eastern Iowa Community College (EICC) - 09.....	11
Kirkwood Community College (KCC) - 10	12
Des Moines Area Community College (DMACC) - 11	13
Western Iowa Tech Community College (WITCC) - 12	14
Iowa Western Community College (IWCC) - 13	15
Southwestern Community College (SWCC) - 14.....	16
Indian Hills Community College (IHCC) - 15	17
Southeastern Community College (SCC) - 16	18



Online Resources

- Appendix A: Detailed Expenditures, Participants and Completers by Program and College
- Appendix B: Detailed Carryover Obligations by College



An Overview of the Workforce Training and Economic Development (WTED) Fund

The Workforce Training and Economic Development (WTED) Fund was established in 2003 as part of the Grow Iowa Values Fund and is currently funded through the Iowa Skilled Worker and Job Creation Fund. This fund has become an important source of funding for community college new program innovation, development and capacity building, particularly for career and technical education (CTE).

The WTED Fund is allocated annually using the community college state general aid distribution formula as provided for in Section 260C.18A of the Iowa Code.



The funds may be used to support the following community college activities:

- career academies
- CTE programs
- entrepreneurship education and small business assistance
- general training, retraining and in-service
- educational initiatives for targeted industries

There are also other programs with separate funding sources which can be supplemented with WTED funds as follows:

- Accelerated Career Education (ACE) Infrastructure (260G)
- Gap Tuition Assistance Program (260I)
- Iowa Jobs Training (260F)
- National Career Readiness Certification (NCRC)
- National Advanced Manufacturing Certification (NAM)
- Pathways for Academic Career and Employment (PACE) (260H)

The WTED Fund requires 70 percent of appropriated funds be used to support projects, programs and initiatives that fall within Iowa’s targeted industry clusters defined in statute as advanced manufacturing; information technology and insurance; alternative and renewable energy and life sciences, which include the areas of biotechnology, health care and nursing technology.

Each community college is required to provide the Iowa Department of Education (Department) the opportunity to review and comment on their proposed use of the funds and to provide an ongoing accountability process. Each year, an annual progress report and plan for the next year, outlining the proposed use of the funds appropriated, are to be submitted to the Department by September 30th.

Obligated/committed and planned carryover funds must be noted in the annual progress report and the annual plan with a documented reason for the carryover. Obligated/committed carryover indicates that the college has contracted for a product or service which has not yet been paid.

The colleges have the flexibility to modify their plans as needed during the year without Department approval. Unexpended funds may be carried over to the next fiscal year.

The charts and tables, starting on page 7, illustrate the annual expenditures, participants and completers of programs offered by each community college.

WTED Annual Progress Report

The Iowa Department of Education’s Division of Community Colleges and Workforce Preparation provides the Iowa State Board of Education with the WTED Fund Annual Progress Report. Administration and oversight responsibility for the fund was transferred from the Iowa Economic Development Authority to the Department, effective July 1, 2013 (FY 2014). This report is the annual progress report produced and distributed by the Department.

The full report outlines the programs, projects and initiatives that the community colleges have implemented during the past fiscal year.

FY 2022 Allocation	\$15,000,000
FY 2021 Carryover	\$1,848,875
Total FY 2022 WTED Fund	\$16,848,875
Career Coach/Analyst Subscription	(\$142,500)
Economic Impact Study	(\$45,000)
Revised Total FY 2022 WTED Fund	\$16,661,375

All of Iowa’s 15 community colleges submitted progress reports indicating they have fulfilled the required 70 percent threshold for training projects within Iowa’s targeted industry clusters (88.6 percent expended in cluster areas). The clusters are defined in statute as advanced manufacturing, information technology and insurance, alternative and renewable energy and life sciences, which include the areas of biotechnology, health care and nursing technology. Overall expenditures totaled \$14,700,162 for FY 2022 across the following programs (*Totals may vary throughout the report due to rounding methods.*)

57.3%	Career and Technical Education (CTE) \$8,429,023
23.2%	General Training, Retraining & In-Service \$3,410,065
15.7%	Career Academies \$2,315,078
1.8%	Gap Tuition Assistance Program (260I) \$270,967
1.4%	Entrepreneurship/Small Business Assistance \$207,034
0.3%	Pathways for Career and Employment (PACE) (260H) \$47,200
0.1%	Iowa Jobs Training (260F) \$20,795
0.0%	National Certification Programs (National Career Readiness Certification [NCRC] and National Association of Manufacturers [NAM]) \$0
0.0%	Accelerated Career Education (ACE)(260G) \$0

FY 2022 Obligated or Planned Funds: \$1,848,966

Note: Totals may not equal due to rounding.

FY 2022 Allocation	\$15,000,000
FY 2021 Carryover	\$1,848,875
Total FY 2022 WTED Fund	\$16,848,875
Career Coach/Analyst	(\$142,500)
Economic Impact Study	\$45,000
Total FY 2022 WTED Fund	\$16,661,375

FY 2022 Expenditures: \$14,700,162
 FY 2023 Obligated or Planned Carryover:
 \$1,961,219

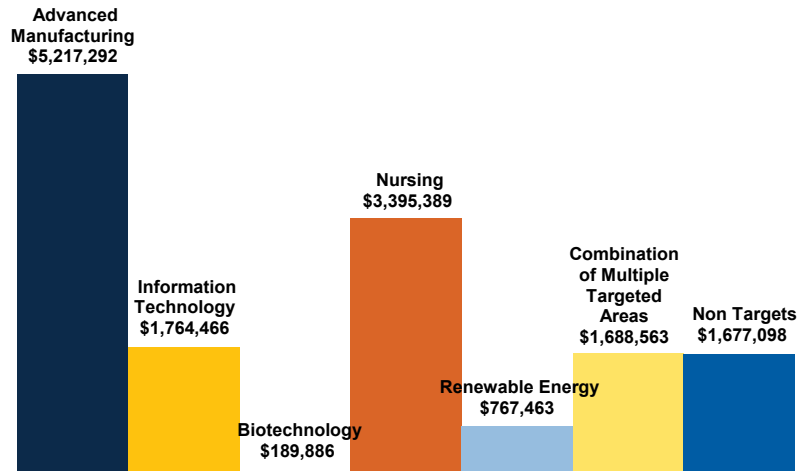
Total Expenses in Target Areas: 88.6%

The majority of the WTED Fund supports career academies, career and technical education and general training/ retraining programs. The remainder of the programs listed in this report have separate funding sources which can be supplemented by WTED funds. The expenditures listed for these programs, participants and completers* pertain to the supplemental funds used from the WTED fund only.

The majority of WTED funds were spent on direct program staff/faculty salaries, customized contracted training and related program equipment, though each community college distributed the use of their funds differently.

** Each training program has individual requirements and timelines for completion. Participant and completer numbers include both long- and short-term programs. It is the individual college's choice which of these programs will be supported by WTED funds, and this will reflect larger or smaller participant and completer data, depending on the program and time to completion. Additionally, participants and completers can be reflected in different fiscal years due to length of program (FY 2022 Participants and Completers by Program).*

2022 EXPENDITURES BY CLUSTER



FY 2022 PARTICIPANTS, COMPLETERS & BUSINESS BY PROGRAM

Program	Participants	Completers	Businesses
Career Academies	21,280	20,859	558
Career & Technical Education (CTE)	27,666	22,509	547
Retraining/Operational	15,490	12,081	736
ACE (260G)	-	-	-
Entrepreneurial/Small Business	392	509	1,674
Gap Tuition Assistance	154	124	33
Iowa Job Training (260F)	16	16	3
NCRC/NAM	-	-	-
PACE	-	-	-
Total	64,998	56,098	3,551

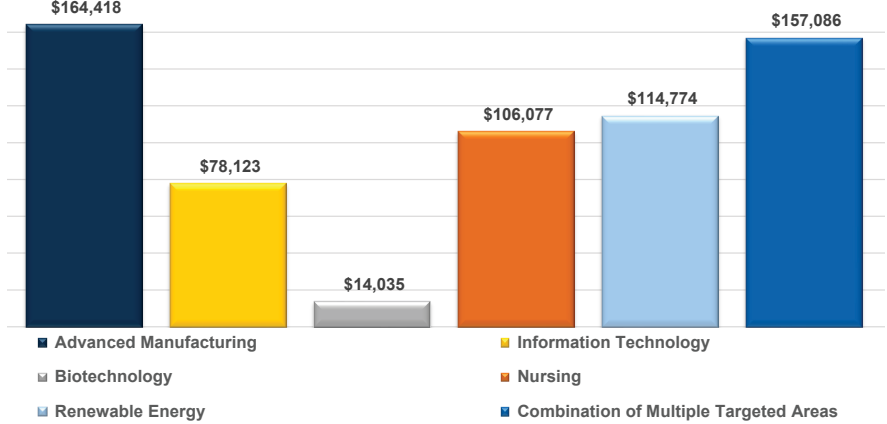
FY 2022 EXPENDITURES BY PROGRAM

Expenses Category	Annual Total
Career Academies	\$2,315,078
Career & Technical Education (CTE)	\$8,429,023
Retraining/Operational	\$3,410,065
ACE (260G)	\$-
Entrepreneurial/Small Business	\$207,034
Gap Tuition Assistance	\$270,967
Iowa Job Training (260F)	\$20,795
NCRC/NAM	\$-
PACE	\$47,200
Total	\$14,700,162

Northeast Iowa Community College (NICC) - 01

FY 2022 Allocation	\$631,763
FY 2021 Carryover	\$195,259
EMSI Subscriptions	\$(10,022)
Total FY 2022 WTED Fund	\$817,000
FY 2022 Expenditures	(\$638,301)
Carryover FY 2023	\$178,699

2022 EXPENDITURES BY TARGETED CLUSTER



Total Expenses in Target Areas: 99%

Description of planned expenditures with carryover: General retraining projects not completed in FY22.

See appendix for expenditures details.

Each training program has individual requirements for completion. Therefore, participants and completers may start and end in different fiscal years and should not be compared.

2022 EXPENDITURES BY PROGRAM

Program	Total Expenditures by Program	Percent of Total Allocation Spent on Each Program	Percent Spent on Targeted Industries per Program
Career Academies	\$124,422	19.5%	100.0%
Career & Technical Education (CTE)	\$250,000	39.2%	100.0%
General Training/Retraining	\$202,976	31.8%	98.1%
ACE (260G)	\$-	0.0%	0.0%
Entrepreneurial/Small Business	\$60,903	9.5%	100.0%
Gap Tuition Assistance	\$-	0.0%	0.0%
Iowa Job Training (260F)	\$-	0.0%	0.0%
NCRC/NAM	\$-	0.0%	0.0%
PACE (260H)	\$-	0.0%	0.0%
Total	\$638,301	100%	

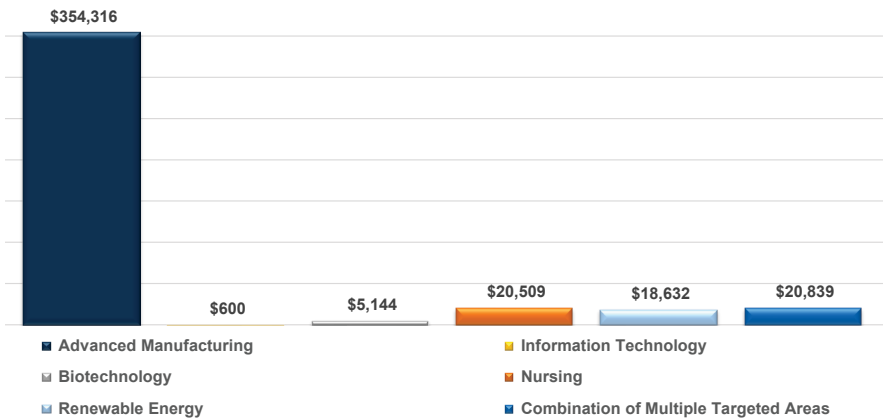
2022 EXPENDITURES BY TARGETED CLUSTER

Program	Number of Businesses	Participants (Students/Employees)	Completers (Students/Employees)
Career Academies	1	674	624
Career & Technical Education (CTE)	0	523	397
General Training/Retraining	68	840	794
ACE (260G)	0	0	0
Entrepreneurial/Small Business	1166	0	0
Gap Tuition Assistance	0	0	0
Iowa Job Training (260F)	0	0	0
NCRC/NAM	0	0	0
PACE (260H)	0	0	0
Total	1,235	2,037	1,815

North Iowa Area Community College (NIACC) - 02

FY 2022 Allocation	\$544,997
FY 2021 Carryover	\$65,587
EMSI Subscriptions	\$(10,100)
Total FY 2022 WTED Fund	\$601,042
FY 2022 Expenditures	(\$485,455)
Carryover FY 2023	\$65,587

2022 EXPENDITURES BY TARGETED CLUSTER



Total Expenses in Target Areas: 87%

Description of planned expenditures with carryover: Program equipment purchases delayed due to supply chain delays.

See appendix for expenditures details.

Each training program has individual requirements for completion. Therefore, participants and completers may start and end in different fiscal years and should not be compared.

2022 EXPENDITURES BY PROGRAM

Program	Total Expenditures by Program	Percent of Total Allocation Spent on Each Program	Percent Spent on Targeted Industries per Program
Career Academies	\$-	0.0%	0.0%
Career & Technical Education (CTE)	\$294,507	60.7%	98.4%
General Training/Retraining	\$189,805	39.1%	68.0%
ACE (260G)	\$-	0.0%	0.0%
Entrepreneurial/Small Business	\$1,143	0.2%	100.0%
Gap Tuition Assistance	\$-	0.0%	0.0%
Iowa Job Training (260F)	\$-	0.0%	0.0%
NCRC/NAM	\$-	0.0%	0.0%
PACE (260H)	\$-	0.0%	0.0%
Total	\$485,455	100%	

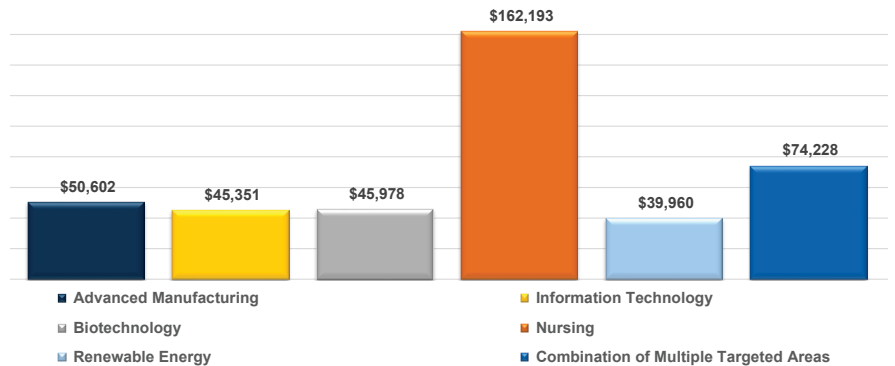
2022 EXPENDITURES BY TARGETED CLUSTER

Program	Number of Businesses	Participants (Students/Employees)	Completers (Students/Employees)
Career Academies	0	0	0
Career & Technical Education (CTE)	70	693	631
General Training/Retraining	20	523	543
ACE (260G)	0	0	0
Entrepreneurial/Small Business	4	18	0
Gap Tuition Assistance	0	0	0
Iowa Job Training (260F)	0	0	0
NCRC/NAM	0	0	0
PACE (260H)	0	0	0
Total	94	1,234	1,174

Iowa Lakes Community College (ILCC) - 03

FY 2022 Allocation	\$434,169
FY 2021 Carryover	\$0
EMSI Subscriptions	\$(9,559)
Total FY 2022 WTED Fund	\$424,610
FY 2022 Expenditures	(\$424,609)
Carryover FY 2023	\$1

2022 EXPENDITURES BY TARGETED CLUSTER



Total Expenses in Target Areas: 99%

See appendix for expenditures details.

Each training program has individual requirements for completion. Therefore, participants and completers may start and end in different fiscal years and should not be compared.

2022 EXPENDITURES BY PROGRAM

Program	Total Expenditures by Program	Percent of Total Allocation Spent on Each Program	Percent Spent on Targeted Industries per Program
Career Academies	\$-	0.0%	0.0%
Career & Technical Education (CTE)	\$297,614	70.1%	100.0%
General Training/Retraining	\$126,995	29.9%	95.0%
ACE (260G)	\$-	0.0%	0.0%
Entrepreneurial/Small Business	\$-	0.0%	0.0%
Gap Tuition Assistance	\$-	0.0%	0.0%
Iowa Job Training (260F)	\$-	0.0%	0.0%
NCRC/NAM	\$-	0.0%	0.0%
PACE (260H)	\$-	0.0%	0.0%
Total	\$424,609	100%	

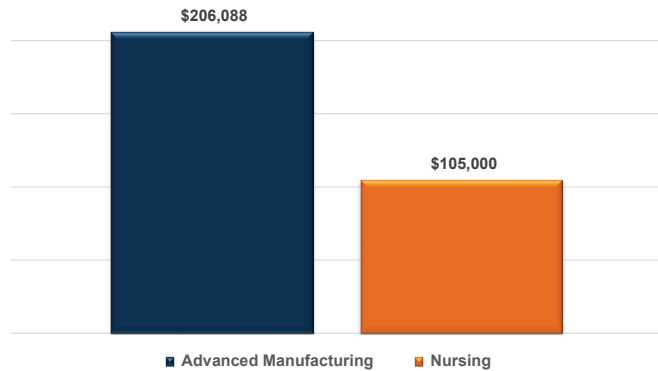
2022 EXPENDITURES BY TARGETED CLUSTER

Program	Number of Businesses	Participants (Students/Employees)	Completers (Students/Employees)
Career Academies	0	0	0
Career & Technical Education (CTE)	0	190	59
General Training/Retraining	39	1,116	1,116
ACE (260G)	0	0	0
Entrepreneurial/Small Business	0	0	0
Gap Tuition Assistance	0	0	0
Iowa Job Training (260F)	0	0	0
NCRC/NAM	0	0	0
PACE (260H)	0	0	0
Total	39	1,306	1,175

Northwest Iowa Community College (NCC) - 04

FY 2022 Allocation	\$281,640
FY 2021 Carryover	\$35,688
EMSI Subscriptions	\$(6,240)
Total FY 2022 WTED Fund	\$311,088
FY 2022 Expenditures	\$(311,088)
Carryover FY 2023	\$0

2022 EXPENDITURES BY TARGETED CLUSTER



Total Expenses in Target Areas: 100%

See appendix for expenditures details.

Each training program has individual requirements for completion. Therefore, participants and completers may start and end in different fiscal years and should not be compared.

2022 EXPENDITURES BY PROGRAM

Program	Total Expenditures by Program	Percent of Total Allocation Spent on Each Program	Percent Spent on Targeted Industries per Program
Career Academies	\$-	0.0%	0.0%
Career & Technical Education (CTE)	\$255,400	82.1%	100.0%
General Training/Retraining	\$55,688	17.9%	0.0%
ACE (260G)	\$-	0.0%	0.0%
Entrepreneurial/Small Business	\$-	0.0%	0.0%
Gap Tuition Assistance	\$-	0.0%	0.0%
Iowa Job Training (260F)	\$-	0.0%	0.0%
NCRC/NAM	\$-	0.0%	0.0%
PACE (260H)	\$-	0.0%	0.0%
Total	\$311,088	100%	

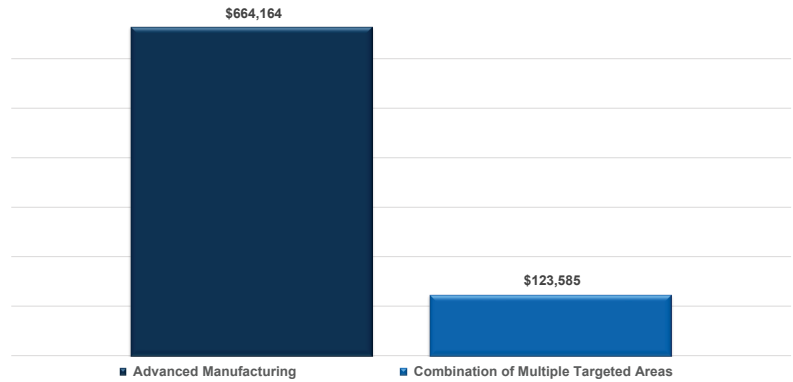
2022 EXPENDITURES BY TARGETED CLUSTER

Program	Number of Businesses	Participants (Students/Employees)	Completers (Students/Employees)
Career Academies	0	0	0
Career & Technical Education (CTE)	0	153	90
General Training/Retraining	0	0	0
ACE (260G)	0	0	0
Entrepreneurial/Small Business	0	0	0
Gap Tuition Assistance	0	0	0
Iowa Job Training (260F)	0	0	0
NCRC/NAM	0	0	0
PACE (260H)	0	0	0
Total	0	153	90

Iowa Central Community College (ICCC) - 05

FY 2022 Allocation	\$944,264
FY 2021 Carryover	\$0
EMSI Subscriptions	\$(11,080)
Total FY 2022 WTED Fund	\$933,184
FY 2022 Expenditures	\$(933,184)
Carryover FY 2023	\$0

2022 EXPENDITURES BY TARGETED CLUSTER



Total Expenses in Target Areas: 84%

See appendix for expenditures details.

Each training program has individual requirements for completion. Therefore, participants and completers may start and end in different fiscal years and should not be compared.

2022 EXPENDITURES BY PROGRAM

Program	Total Expenditures by Program	Percent of Total Allocation Spent on Each Program	Percent Spent on Targeted Industries per Program
Career Academies	\$63,680	6.8%	100.0%
Career & Technical Education (CTE)	\$721,081	77.3%	82.3%
General Training/Retraining	\$82,631	8.9%	100.0%
ACE (260G)	\$-	0.0%	0.0%
Entrepreneurial/Small Business	\$17,500	1.9%	100.0%
Gap Tuition Assistance	\$48,292	5.2%	100.0%
Iowa Job Training (260F)	\$-	0.0%	0.0%
NCRC/NAM	\$-	0.0%	0.0%
PACE (260H)	\$-	0.0%	0.0%
Total	\$933,184	100%	

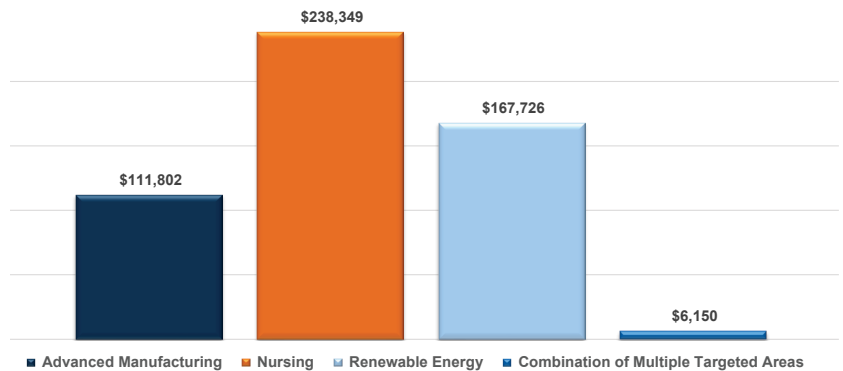
2022 EXPENDITURES BY TARGETED CLUSTER

Program	Number of Businesses	Participants (Students/Employees)	Completers (Students/Employees)
Career Academies	8	54	0
Career & Technical Education (CTE)	186	520	263
General Training/Retraining	11	2,260	2,260
ACE (260G)	0	0	0
Entrepreneurial/Small Business	156	0	0
Gap Tuition Assistance	17	42	36
Iowa Job Training (260F)	0	0	0
NCRC/NAM	0	0	0
PACE (260H)	0	0	0
Total	378	2,876	2,559

Iowa Valley Community College District (IVCCD) - 06

FY 2022 Allocation	\$486,887
FY 2021 Carryover	\$153,020
EMSI Subscriptions	\$(9,302)
Total FY 2022 WTED Fund	\$630,605
FY 2022 Expenditures	\$(556,102)
Carryover FY 2023	\$74,503

2022 EXPENDITURES BY TARGETED CLUSTER



Total Expenses in Target Areas: 94%

Description of planned expenditures with carryover: Program equipment purchase deliveries delayed until after fiscal year end.

See appendix for expenditures details.

Each training program has individual requirements for completion. Therefore, participants and completers may start and end in different fiscal years and should not be compared.

2022 EXPENDITURES BY PROGRAM

Program	Total Expenditures by Program	Percent of Total Allocation Spent on Each Program	Percent Spent on Targeted Industries per Program
Career Academies	\$-	0.0%	0.0%
Career & Technical Education (CTE)	\$468,971	84.3%	97.9%
General Training/Retraining	\$87,131	15.7%	74.7%
ACE (260G)	\$-	0.0%	0.0%
Entrepreneurial/Small Business	\$-	0.0%	0.0%
Gap Tuition Assistance	\$-	0.0%	0.0%
Iowa Job Training (260F)	\$-	0.0%	0.0%
NCRC/NAM	\$-	0.0%	0.0%
PACE (260H)	\$-	0.0%	0.0%
Total	\$556,102	100%	

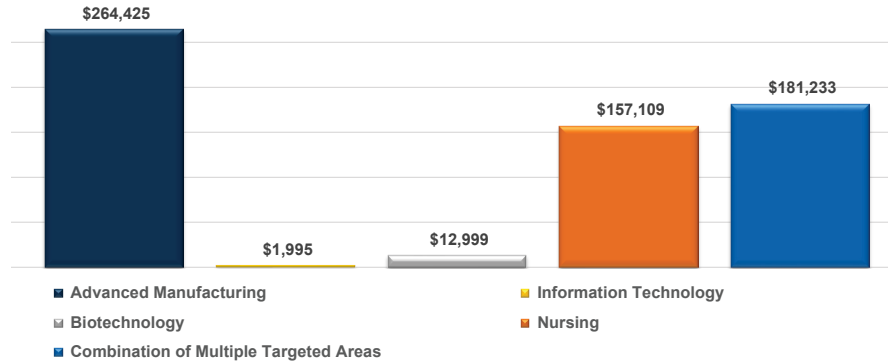
2022 EXPENDITURES BY TARGETED CLUSTER

Program	Number of Businesses	Participants (Students/Employees)	Completers (Students/Employees)
Career Academies	0	0	0
Career & Technical Education (CTE)	19	219	219
General Training/Retraining	27	1,748	67
ACE (260G)	0	0	0
Entrepreneurial/Small Business	0	0	0
Gap Tuition Assistance	0	0	0
Iowa Job Training (260F)	0	0	0
NCRC/NAM	0	0	0
PACE (260H)	0	0	0
Total	46	1,967	286

Hawkeye Community College (HCC) - 07

FY 2022 Allocation	\$870,517
FY 2021 Carryover	\$0
EMSI Subscriptions	\$(12,599)
Total FY 2022 WTED Fund	\$857,918
FY 2022 Expenditures	\$(787,732)
Carryover FY 2023	\$70,186

2022 EXPENDITURES BY TARGETED CLUSTER



Total Expenses in Target Areas: 90%

Description of planned expenditures with carryover: Program equipment purchase delayed until after fiscal year end due to supply chain issues.

See appendix for expenditures details.

Each training program has individual requirements for completion. Therefore, participants and completers may start and end in different fiscal years and should not be compared.

2022 EXPENDITURES BY PROGRAM

Program	Total Expenditures by Program	Percent of Total Allocation Spent on Each Program	Percent Spent on Targeted Industries per Program
Career Academies	\$164,948	20.9%	97.3%
Career & Technical Education (CTE)	\$193,743	24.6%	99.4%
General Training/Retraining	\$257,230	32.7%	91.4%
ACE (260G)	\$-	0.0%	0.0%
Entrepreneurial/Small Business	\$-	0.0%	0.0%
Gap Tuition Assistance	\$171,811	21.8%	100.0%
Iowa Job Training (260F)	\$-	0.0%	0.0%
NCRC/NAM	\$-	0.0%	0.0%
PACE (260H)	\$-	0.0%	0.0%
Total	\$787,732	100%	

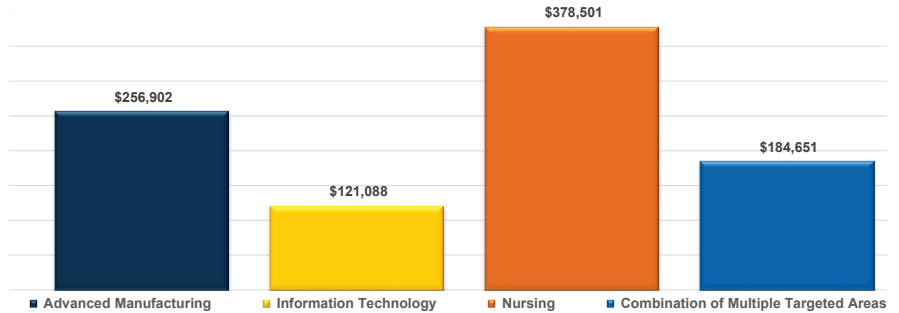
2022 EXPENDITURES BY TARGETED CLUSTER

Program	Number of Businesses	Participants (Students/Employees)	Completers (Students/Employees)
Career Academies	0	1,561	1,547
Career & Technical Education (CTE)	0	780	239
General Training/Retraining	96	1,266	727
ACE (260G)	0	0	0
Entrepreneurial/Small Business	0	0	0
Gap Tuition Assistance	13	77	53
Iowa Job Training (260F)	0	0	0
NCRC/NAM	0	0	0
PACE (260H)	0	0	0
Total	109	3,684	2,566

Eastern Iowa Community College (EICC) - 09

FY 2022 Allocation	\$1,164,874
FY 2021 Carryover	\$0
EMSI Subscriptions	\$(15,170)
Total FY 2022 WTED Fund	\$1,149,704
FY 2022 Expenditures	\$(1,117,082)
Carryover FY 2023	\$32,622

2022 EXPENDITURES BY TARGETED CLUSTER



Total Expenses in Target Areas: 84%

See appendix for expenditures details.

Each training program has individual requirements for completion. Therefore, participants and completers may start and end in different fiscal years and should not be compared.

2022 EXPENDITURES BY PROGRAM

Program	Total Expenditures by Program	Percent of Total Allocation Spent on Each Program	Percent Spent on Targeted Industries per Program
Career Academies	\$150,713	13.5%	45.0%
Career & Technical Education (CTE)	\$734,095	65.7%	87.3%
General Training/Retraining	\$232,274	20.8%	100.0%
ACE (260G)	\$-	0.0%	0.0%
Entrepreneurial/Small Business	\$-	0.0%	0.0%
Gap Tuition Assistance	\$-	0.0%	0.0%
Iowa Job Training (260F)	\$-	0.0%	0.0%
NCRC/NAM	\$-	0.0%	0.0%
PACE (260H)	\$-	0.0%	0.0%
Total	\$1,117,082	100%	

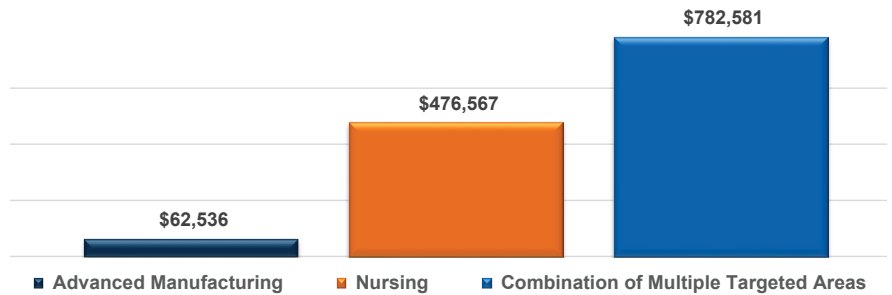
2022 EXPENDITURES BY TARGETED CLUSTER

Program	Number of Businesses	Participants (Students/Employees)	Completers (Students/Employees)
Career Academies	9	102	25
Career & Technical Education (CTE)	0	764	168
General Training/Retraining	10	468	8
ACE (260G)	0	0	0
Entrepreneurial/Small Business	0	0	0
Gap Tuition Assistance	0	0	0
Iowa Job Training (260F)	0	0	0
NCRC/NAM	0	0	0
PACE (260H)	0	0	0
Total	19	1,334	201

Kirkwood Community College (KCC) - 10

FY 2022 Allocation	\$2,184,350
FY 2021 Carryover	\$576,260
EMSI Subscriptions	\$(25,282)
Total FY 2022 WTED Fund	\$2,735,328
FY 2022 Expenditures	\$(1,833,101)
Carryover FY 2023	\$902,227

2022 EXPENDITURES BY TARGETED CLUSTER



Total Expenses in Target Areas: 72%

Description of planned expenditures with carryover: New projects underway, expenses carry forward to new fiscal year.

See appendix for expenditures details.

Each training program has individual requirements for completion. Therefore, participants and completers may start and end in different fiscal years and should not be compared.

2022 EXPENDITURES BY PROGRAM

Program	Total Expenditures by Program	Percent of Total Allocation Spent on Each Program	Percent Spent on Targeted Industries per Program
Career Academies	\$740,104	40.5%	75.8%
Career & Technical Education (CTE)	\$733,368	40.1%	85.6%
General Training/Retraining	\$353,964	19.4%	36.1%
ACE (260G)	\$-	0.0%	0.0%
Entrepreneurial/Small Business	\$-	0.0%	0.0%
Gap Tuition Assistance	\$5,665	0.3%	0.0%
Iowa Job Training (260F)	\$-	0.0%	0.0%
NCRC/NAM	\$-	0.0%	0.0%
PACE (260H)	\$-	0.0%	0.0%
Total	\$1,833,101	100%	

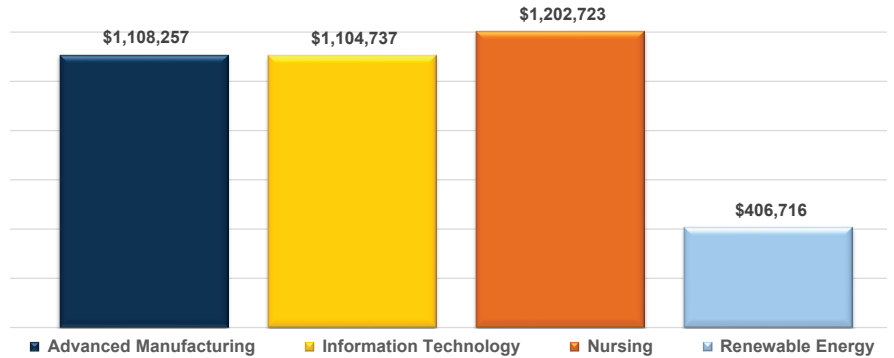
2022 EXPENDITURES BY TARGETED CLUSTER

Program	Number of Businesses	Participants (Students/Employees)	Completers (Students/Employees)
Career Academies	508	15,875	15,875
Career & Technical Education (CTE)	32	7,563	7,563
General Training/Retraining	41	1,778	1,778
ACE (260G)	0	0	0
Entrepreneurial/Small Business	0	0	0
Gap Tuition Assistance	0	0	0
Iowa Job Training (260F)	0	0	0
NCRC/NAM	0	0	0
PACE (260H)	0	0	0
Total	581	25,216	25,216

Des Moines Area Community College (DMACC) - 11

FY 2022 Allocation	\$3,990,482
FY 2021 Carryover	\$341,677
EMSI Subscriptions	\$(26,998)
Total FY 2022 WTED Fund	\$4,305,161
FY 2022 Expenditures	\$(4,006,436)
Carryover FY 2023	\$298,725

2022 EXPENDITURES BY TARGETED CLUSTER



Total Expenses in Target Areas: 95%

Description of planned expenditures with carryover: Large equipment purchases to enhance student learning FY2023.

See appendix for expenditures details.

Each training program has individual requirements for completion. Therefore, participants and completers may start and end in different fiscal years and should not be compared.

2022 EXPENDITURES BY PROGRAM

Program	Total Expenditures by Program	Percent of Total Allocation Spent on Each Program	Percent Spent on Targeted Industries per Program
Career Academies	\$779,969	19.5%	100.0%
Career & Technical Education (CTE)	\$2,630,242	65.7%	100.0%
General Training/Retraining	\$596,225	14.9%	69.1%
ACE (260G)	\$-	0.0%	0.0%
Entrepreneurial/Small Business	\$-	0.0%	0.0%
Gap Tuition Assistance	\$-	0.0%	0.0%
Iowa Job Training (260F)	\$-	0.0%	0.0%
NCRC/NAM	\$-	0.0%	0.0%
PACE (260H)	\$-	0.0%	0.0%
Total	\$4,006,436	100%	

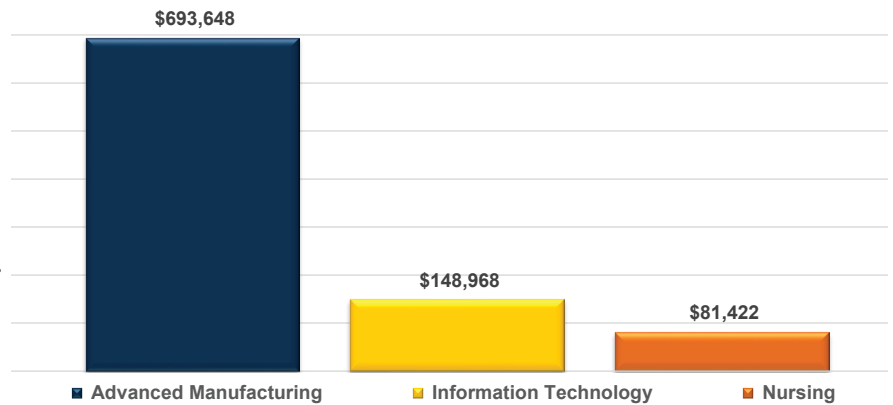
2022 EXPENDITURES BY TARGETED CLUSTER

Program	Number of Businesses	Participants (Students/Employees)	Completers (Students/Employees)
Career Academies	0	2,597	2,441
Career & Technical Education (CTE)	73	12,185	10,555
General Training/Retraining	16	733	703
ACE (260G)	0	0	0
Entrepreneurial/Small Business	0	0	0
Gap Tuition Assistance	0	0	0
Iowa Job Training (260F)	0	0	0
NCRC/NAM	0	0	0
PACE (260H)	0	0	0
Total	89	15,515	13,699

Western Iowa Tech Community College (WITCC) - 12

FY 2022 Allocation	\$832,963
FY 2021 Carryover	\$269,464
EMSI Subscriptions	\$(10,910)
Total FY 2022 WTED Fund	\$1,091,517
FY 2022 Expenditures	\$(998,467)
Carryover FY 2023	\$93,050

2022 EXPENDITURES BY TARGETED CLUSTER



Total Expenses in Target Areas: 93%

Description of planned expenditures with carryover: Auto technology and welding career academy pathway instruction.

See appendix for expenditures details.

Each training program has individual requirements for completion. Therefore, participants and completers may start and end in different fiscal years and should not be compared.

2022 EXPENDITURES BY PROGRAM

Program	Total Expenditures by Program	Percent of Total Allocation Spent on Each Program	Percent Spent on Targeted Industries per Program
Career Academies	\$40,711	4.1%	100.0%
Career & Technical Education (CTE)	\$463,770	46.4%	84.0%
General Training/Retraining	\$446,786	44.7%	100.0%
ACE (260G)	\$-	0.0%	0.0%
Entrepreneurial/Small Business	\$-	0.0%	0.0%
Gap Tuition Assistance	\$-	0.0%	0.0%
Iowa Job Training (260F)	\$-	0.0%	0.0%
NCRC/NAM	\$-	0.0%	0.0%
PACE (260H)	\$47,200	4.7%	100.0%
Total	\$998,467	100%	

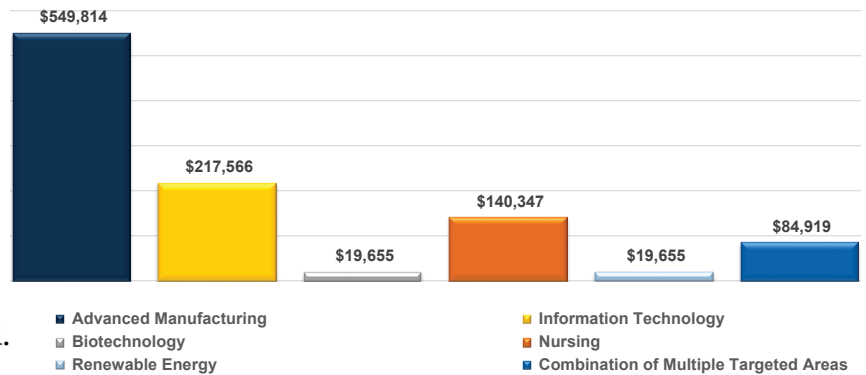
2022 EXPENDITURES BY TARGETED CLUSTER

Program	Number of Businesses	Participants (Students/Employees)	Completers (Students/Employees)
Career Academies	0	234	209
Career & Technical Education (CTE)	0	841	294
General Training/Retraining	87	1,779	1,075
ACE (260G)	0	0	0
Entrepreneurial/Small Business	0	0	0
Gap Tuition Assistance	0	0	0
Iowa Job Training (260F)	0	0	0
NCRC/NAM	0	0	0
PACE (260H)	0	0	0
Total	87	2,854	1,578

Iowa Western Community College (IWCC) - 13

FY 2022 Allocation	\$1,124,024
FY 2021 Carryover	\$135,601
EMSI Subscriptions	\$(11,609)
Total FY 2022 WTED Fund	\$1,248,016
FY 2022 Expenditures	\$(1,137,478)
Carryover FY 2023	\$110,538

2022 EXPENDITURES BY TARGETED CLUSTER



Total Expenses in Target Areas: 91%

Description of planned expenditures with carryover: General retraining projects not completed in FY2022 based on business demand.

See appendix for expenditures details.

Each training program has individual requirements for completion. Therefore, participants and completers may start and end in different fiscal years and should not be compared.

2022 EXPENDITURES BY PROGRAM

Program	Total Expenditures by Program	Percent of Total Allocation Spent on Each Program	Percent Spent on Targeted Industries per Program
Career Academies	\$-	0.0%	0.0%
Career & Technical Education (CTE)	\$580,000	51.0%	93.1%
General Training/Retraining	\$497,511	43.7%	90.4%
ACE (260G)	\$-	0.0%	0.0%
Entrepreneurial/Small Business	\$36,463	3.2%	100.0%
Gap Tuition Assistance	\$23,505	2.1%	100.0%
Iowa Job Training (260F)	\$-	0.0%	0.0%
NCRC/NAM	\$-	0.0%	0.0%
PACE (260H)	\$-	0.0%	0.0%
Total	\$1,137,478	100%	

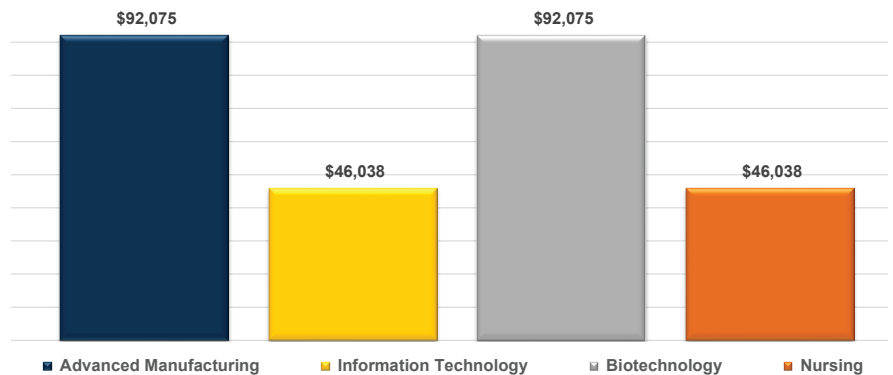
2022 EXPENDITURES BY TARGETED CLUSTER

Program	Number of Businesses	Participants (Students/Employees)	Completers (Students/Employees)
Career Academies	0	0	0
Career & Technical Education (CTE)	25	797	797
General Training/Retraining	265	2,170	2,170
ACE (260G)	0	0	0
Entrepreneurial/Small Business	158	292	292
Gap Tuition Assistance	3	29	29
Iowa Job Training (260F)	0	0	0
NCRC/NAM	0	0	0
PACE (260H)	0	0	0
Total	451	3,288	3,288

Southwestern Community College (SWCC) - 14

FY 2022 Allocation	\$282,528
FY 2021 Carryover	\$0
EMSI Subscriptions	\$(6,302)
Total FY 2022 WTED Fund	\$276,226
FY 2022 Expenditures	\$(276,226)
Carryover FY 2023	\$0

2022 EXPENDITURES BY TARGETED CLUSTER



Total Expenses in Target Areas: 100%

See appendix for expenditures details.

Each training program has individual requirements for completion. Therefore, participants and completers may start and end in different fiscal years and should not be compared.

2022 EXPENDITURES BY PROGRAM

Program	Total Expenditures by Program	Percent of Total Allocation Spent on Each Program	Percent Spent on Targeted Industries per Program
Career Academies	\$138,113	50.0%	100.0%
Career & Technical Education (CTE)	\$138,113	50.0%	100.0%
General Training/Retraining	\$-	0.0%	0.0%
ACE (260G)	\$-	0.0%	0.0%
Entrepreneurial/Small Business	\$-	0.0%	0.0%
Gap Tuition Assistance	\$-	0.0%	0.0%
Iowa Job Training (260F)	\$-	0.0%	0.0%
NCRC/NAM	\$-	0.0%	0.0%
PACE (260H)	\$-	0.0%	0.0%
Total	\$276,226	100%	

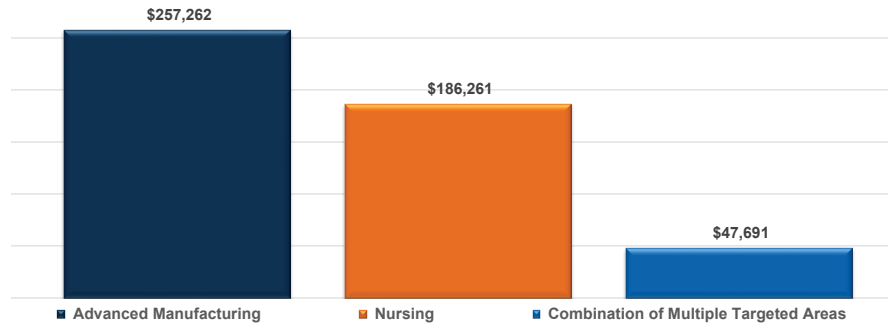
2022 EXPENDITURES BY TARGETED CLUSTER

Program	Number of Businesses	Participants (Students/Employees)	Completers (Students/Employees)
Career Academies	1	53	45
Career & Technical Education (CTE)	0	343	103
General Training/Retraining	0	0	0
ACE (260G)	0	0	0
Entrepreneurial/Small Business	0	0	0
Gap Tuition Assistance	0	0	0
Iowa Job Training (260F)	0	0	0
NCRC/NAM	0	0	0
PACE (260H)	0	0	0
Total	1	396	148

Indian Hills Community College (IHCC) - 15

FY 2022 Allocation	\$764,009
FY 2021 Carryover	\$26,502
EMSI Subscriptions	\$(13,345)
Total FY 2022 WTED Fund	\$777,166
FY 2022 Expenditures	\$(692,090)
Carryover FY 2023	\$85,076

2022 EXPENDITURES BY TARGETED CLUSTER



Total Expenses in Target Areas: 71%

Description of planned expenditures with carryover: Expansion of the Centerville Career Academy (operational and equipment costs).

See appendix for expenditures details.

Each training program has individual requirements for completion. Therefore, participants and completers may start and end in different fiscal years and should not be compared.

2022 EXPENDITURES BY PROGRAM

Program	Total Expenditures by Program	Percent of Total Allocation Spent on Each Program	Percent Spent on Targeted Industries per Program
Career Academies	\$108,808	15.7%	100.0%
Career & Technical Education (CTE)	\$265,770	38.4%	62.9%
General Training/Retraining	\$247,186	35.7%	72.6%
ACE (260G)	\$-	0.0%	0.0%
Entrepreneurial/Small Business	\$70,325	10.2%	100.0%
Gap Tuition Assistance	\$-	0.0%	0.0%
Iowa Job Training (260F)	\$-	0.0%	0.0%
NCRC/NAM	\$-	0.0%	0.0%
PACE (260H)	\$-	0.0%	0.0%
Total	\$692,090	100%	

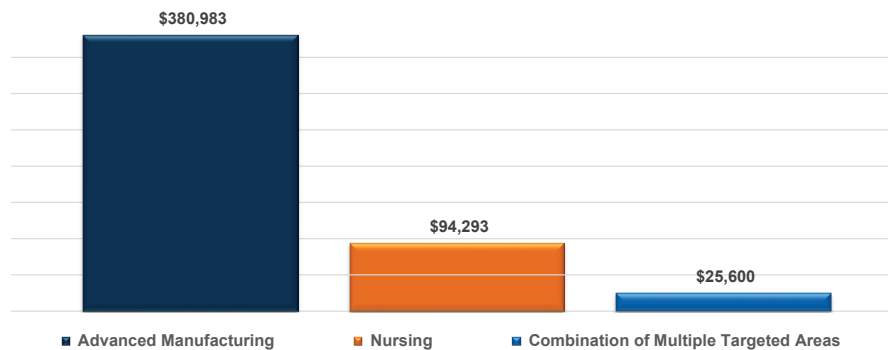
2022 EXPENDITURES BY TARGETED CLUSTER

Program	Number of Businesses	Participants (Students/Employees)	Completers (Students/Employees)
Career Academies	0	50	15
Career & Technical Education (CTE)	0	331	94
General Training/Retraining	50	621	652
ACE (260G)	0	0	0
Entrepreneurial/Small Business	8	54	7
Gap Tuition Assistance	0	0	0
Iowa Job Training (260F)	0	0	0
NCRC/NAM	0	0	0
PACE (260H)	0	0	0
Total	58	1,056	768

Southeastern Community College (SCC) - 16

FY 2022 Allocation	\$462,533
FY 2021 Carryover	\$49,259
EMSI Subscriptions	\$(8,981)
Total FY 2022 WTED Fund	\$502,811
FY 2022 Expenditures	\$(502,811)
Carryover FY 2023	\$0

2022 EXPENDITURES BY TARGETED CLUSTER



Total Expenses in Target Areas: 100%

See appendix for expenditures details.

Each training program has individual requirements for completion. Therefore, participants and completers may start and end in different fiscal years and should not be compared.

2022 EXPENDITURES BY PROGRAM

Program	Total Expenditures by Program	Percent of Total Allocation Spent on Each Program	Percent Spent on Targeted Industries per Program
Career Academies	\$3,610	0.7%	46.4%
Career & Technical Education (CTE)	\$402,349	80.0%	100.0%
General Training/Retraining	\$33,663	6.7%	100.0%
ACE (260G)	\$-	0.0%	0.0%
Entrepreneurial/Small Business	\$20,700	4.1%	100.0%
Gap Tuition Assistance	\$21,694	4.3%	100.0%
Iowa Job Training (260F)	\$20,795	4.1%	100.0%
NCRC/NAM	\$-	0.0%	0.0%
PACE (260H)	\$-	0.0%	0.0%
Total	\$502,811	100%	

2022 EXPENDITURES BY TARGETED CLUSTER

Program	Number of Businesses	Participants (Students/Employees)	Completers (Students/Employees)
Career Academies	31	80	78
Career & Technical Education (CTE)	142	1,764	1,037
General Training/Retraining	6	188	188
ACE (260G)	0	0	0
Entrepreneurial/Small Business	182	28	210
Gap Tuition Assistance	0	6	6
Iowa Job Training (260F)	3	16	16
NCRC/NAM	0	0	0
PACE (260H)	0	0	0
Total	364	2,082	1,535



COMMUNITY COLLEGES & WORKFORCE PREPARATION

PROSPERITY THROUGH EDUCATION

The Division of Community Colleges and Workforce Preparation within the Iowa Department of Education administers a variety of diverse programs that enhance Iowa's educational system and help to prepare a skilled and knowledgeable workforce. Divided between two bureaus — the Bureau of Community Colleges and the Bureau of Career and Technical Education — the Division is committed to providing and supporting opportunities for lifelong learning. In addition to working with Iowa's 15 public community colleges on state accreditation, program approval, equity review, and data reporting, guidance is also provided in the areas of career and technical education, workforce training and economic development, adult education and literacy, military education, the state mandated OWI education program, the GAP Tuition, PACE programs and Senior Year Plus.