

Iowa State Board of Education

Executive Summary

January 12, 2023



Agenda Item: Workforce Training and Economic Development Fund 2022 Progress Report and 2023 Annual Plan

State Board Priority: Preparing Learners for Tomorrow's Workforce

State Board Role/Authority: These reports are presented to the State Board as they provide leadership and advocacy for the system of education in Iowa.

Presenter(s): Consent Agenda

Attachment(s): Two

Recommendation: Approve the Workforce Training and Economic Development Fund 2022 Progress Report and 2023 Annual Plan

Background: The Workforce Training and Economic Development (WTED) Fund was established in 2003 as part of the Grow Iowa Values Fund and is currently funded through the Iowa Skilled Worker and Job Creation Fund. The Division of Community Colleges and Workforce Preparation is annually required to provide the Iowa State Board of Education with: 1) the WTED Fund Annual Progress Report for the previous year, and 2) the WTED Fund Annual Plan for the current/next year. Both the report and plan are attached to fulfill this requirement.

WORKFORCE TRAINING AND ECONOMIC DEVELOPMENT FUND

2022 Annual Progress Report



COMMUNITY COLLEGES &
WORKFORCE PREPARATION



Iowa Department of Education

Grimes State Office Building
Phone: 515-281-8260
Fax: 515-242-5988
www.educateiowa.gov

Ann Lebo, Director,
Iowa Department of Education
515-281-3436
ann.lebo@iowa.gov

Jeremy Varner, Administrator,
Division of Community Colleges
and Workforce Preparation
515-242-6187
jeremy.varner@iowa.gov

Amy Gieseke, Bureau Chief,
Bureau of Community Colleges
515-858-2234
amy.gieseke@iowa.gov

Paula Nissen, Administrative Consultant
Bureau of Community Colleges
515-418-8273
paula.nissen2@iowa.gov

Published: 2022

State of Iowa Department of Education

Grimes State Office Building
400 E. 14th Street
Des Moines, IA 50319-0146

State Board of Education

Brooke Axiotis, Des Moines
Rod Bradley, Denison
Cindy Dietz, Cedar Rapids
Cassandra Halls, Carlisle
Brian J. Kane, Dubuque
Mike May, Spirit Lake
John Robbins, Iowa Falls
Georgia Van Gundy, Waukee
Alaina Whittington, Student Member, Diagonal

Administration

Ann Lebo, Director and Executive Officer of
the State Board of Education

Division of Community Colleges and Workforce Preparation

Jeremy Varner, Division Administrator

Bureau of Community Colleges

Amy Gieseke, Bureau Chief
Paula Nissen, Administrative Consultant

It is the policy of the Iowa Department of Education not to discriminate on the basis of race, creed, color, sexual orientation, gender identity, national origin, sex, disability, religion, age, political party affiliation, or actual or potential parental, family or marital status in its programs, activities, or employment practices as required by the Iowa Code sections 216.9 and 256.10(2), Titles VI and VII of the Civil Rights Act of 1964 (42 U.S.C. § 2000d2000e), the Equal Pay Act of 1973 (29 U.S.C. § 206, et seq.), Title IX (Educational Amendments, 20 U.S.C. §§ 1681 – 1688), Section 504 (Rehabilitation Act of 1973, 29 U.S.C. § 794), and the Americans with Disabilities Act (42 U.S.C. § 12101, et seq.). If you have questions or complaints related to compliance with this policy by the Iowa Department of Education, please contact the legal counsel for the Iowa Department of Education, Grimes State Office Building, 400 E. 14th Street, Des Moines, IA 50319-0146, telephone number: 515-281-5295, or the Director of the Office for Civil Rights, U.S. Department of Education, John C. Kluczynski Federal Building, 230 S. Dearborn Street, 37th Floor, Chicago, IL 60604-7204, telephone number: 312-773-1560, FAX number: 312-730-1576, TDD number: 800-877-8339,, email: OCR.Chicago@ed.gov.



Table of Contents

An Overview of the Workforce Training and Economic Development (WTED) Fund	1
WTED Annual Progress Report	2
Northeast Iowa Community College (NICC) - 01	4
North Iowa Area Community College (NIACC) - 02	5
Iowa Lakes Community College (ILCC) - 03	6
Northwest Iowa Community College (NCC) - 04	7
Iowa Central Community College (ICCC) - 05.....	8
Iowa Valley Community College District (IVCCD) - 06	9
Hawkeye Community College (HCC) - 07.....	10
Eastern Iowa Community College (EICC) - 09.....	11
Kirkwood Community College (KCC) - 10	12
Des Moines Area Community College (DMACC) - 11	13
Western Iowa Tech Community College (WITCC) - 12	14
Iowa Western Community College (IWCC) - 13	15
Southwestern Community College (SWCC) - 14.....	16
Indian Hills Community College (IHCC) - 15	17
Southeastern Community College (SCC) - 16	18



Online Resources

- Appendix A: Detailed Expenditures, Participants and Completers by Program and College
- Appendix B: Detailed Carryover Obligations by College



An Overview of the Workforce Training and Economic Development (WTED) Fund

The Workforce Training and Economic Development (WTED) Fund was established in 2003 as part of the Grow Iowa Values Fund and is currently funded through the Iowa Skilled Worker and Job Creation Fund. This fund has become an important source of funding for community college new program innovation, development and capacity building, particularly for career and technical education (CTE).

The WTED Fund is allocated annually using the community college state general aid distribution formula as provided for in Section 260C.18A of the Iowa Code.



The funds may be used to support the following community college activities:

- career academies
- CTE programs
- entrepreneurship education and small business assistance
- general training, retraining and in-service
- educational initiatives for targeted industries

There are also other programs with separate funding sources which can be supplemented with WTED funds as follows:

- Accelerated Career Education (ACE) Infrastructure (260G)
- Gap Tuition Assistance Program (260I)
- Iowa Jobs Training (260F)
- National Career Readiness Certification (NCRC)
- National Advanced Manufacturing Certification (NAM)
- Pathways for Academic Career and Employment (PACE) (260H)

The WTED Fund requires 70 percent of appropriated funds be used to support projects, programs and initiatives that fall within Iowa’s targeted industry clusters defined in statute as advanced manufacturing; information technology and insurance; alternative and renewable energy and life sciences, which include the areas of biotechnology, health care and nursing technology.

Each community college is required to provide the Iowa Department of Education (Department) the opportunity to review and comment on their proposed use of the funds and to provide an ongoing accountability process. Each year, an annual progress report and plan for the next year, outlining the proposed use of the funds appropriated, are to be submitted to the Department by September 30th.

Obligated/committed and planned carryover funds must be noted in the annual progress report and the annual plan with a documented reason for the carryover. Obligated/committed carryover indicates that the college has contracted for a product or service which has not yet been paid.

The colleges have the flexibility to modify their plans as needed during the year without Department approval. Unexpended funds may be carried over to the next fiscal year.

The charts and tables, starting on page 7, illustrate the annual expenditures, participants and completers of programs offered by each community college.

WTED Annual Progress Report

The Iowa Department of Education’s Division of Community Colleges and Workforce Preparation provides the Iowa State Board of Education with the WTED Fund Annual Progress Report. Administration and oversight responsibility for the fund was transferred from the Iowa Economic Development Authority to the Department, effective July 1, 2013 (FY 2014). This report is the annual progress report produced and distributed by the Department.

The full report outlines the programs, projects and initiatives that the community colleges have implemented during the past fiscal year.

FY 2022 Allocation	\$15,000,000
FY 2021 Carryover	\$1,848,875
Total FY 2022 WTED Fund	\$16,848,875
Career Coach/Analyst Subscription	(\$142,500)
Economic Impact Study	(\$45,000)
Revised Total FY 2022 WTED Fund	\$16,661,375

All of Iowa’s 15 community colleges submitted progress reports indicating they have fulfilled the required 70 percent threshold for training projects within Iowa’s targeted industry clusters (88.6 percent expended in cluster areas). The clusters are defined in statute as advanced manufacturing, information technology and insurance, alternative and renewable energy and life sciences, which include the areas of biotechnology, health care and nursing technology. Overall expenditures totaled \$14,700,162 for FY 2022 across the following programs (*Totals may vary throughout the report due to rounding methods.*)

57.3%	Career and Technical Education (CTE) \$8,429,023
23.2%	General Training, Retraining & In-Service \$3,410,065
15.7%	Career Academies \$2,315,078
1.8%	Gap Tuition Assistance Program (260I) \$270,967
1.4%	Entrepreneurship/Small Business Assistance \$207,034
0.3%	Pathways for Career and Employment (PACE) (260H) \$47,200
0.1%	Iowa Jobs Training (260F) \$20,795
0.0%	National Certification Programs (National Career Readiness Certification [NCRC] and National Association of Manufacturers [NAM]) \$0
0.0%	Accelerated Career Education (ACE)(260G) \$0

FY 2022 Obligated or Planned Funds: \$1,848,966

Note: Totals may not equal due to rounding.

FY 2022 Allocation	\$15,000,000
FY 2021 Carryover	\$1,848,875
Total FY 2022 WTED Fund	\$16,848,875
Career Coach/Analyst	(\$142,500)
Economic Impact Study	\$45,000
Total FY 2022 WTED Fund	\$16,661,375

FY 2022 Expenditures: \$14,700,162
 FY 2023 Obligated or Planned Carryover:
 \$1,961,219

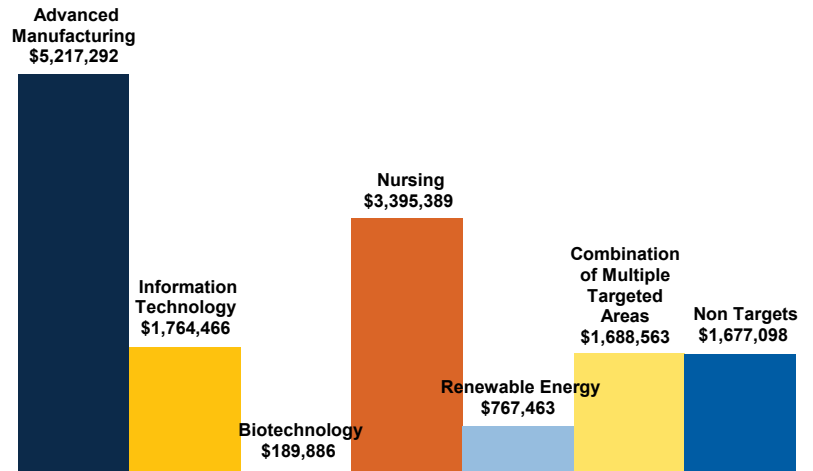
Total Expenses in Target Areas: 88.6%

The majority of the WTED Fund supports career academies, career and technical education and general training/ retraining programs. The remainder of the programs listed in this report have separate funding sources which can be supplemented by WTED funds. The expenditures listed for these programs, participants and completers* pertain to the supplemental funds used from the WTED fund only.

The majority of WTED funds were spent on direct program staff/faculty salaries, customized contracted training and related program equipment, though each community college distributed the use of their funds differently.

** Each training program has individual requirements and timelines for completion. Participant and completer numbers include both long- and short-term programs. It is the individual college's choice which of these programs will be supported by WTED funds, and this will reflect larger or smaller participant and completer data, depending on the program and time to completion. Additionally, participants and completers can be reflected in different fiscal years due to length of program (FY 2022 Participants and Completers by Program).*

2022 EXPENDITURES BY CLUSTER



FY 2022 PARTICIPANTS, COMPLETERS & BUSINESS BY PROGRAM

Program	Participants	Completers	Businesses
Career Academies	21,280	20,859	558
Career & Technical Education (CTE)	27,666	22,509	547
Retraining/Operational	15,490	12,081	736
ACE (260G)	-	-	-
Entrepreneurial/Small Business	392	509	1,674
Gap Tuition Assistance	154	124	33
Iowa Job Training (260F)	16	16	3
NCRC/NAM	-	-	-
PACE	-	-	-
Total	64,998	56,098	3,551

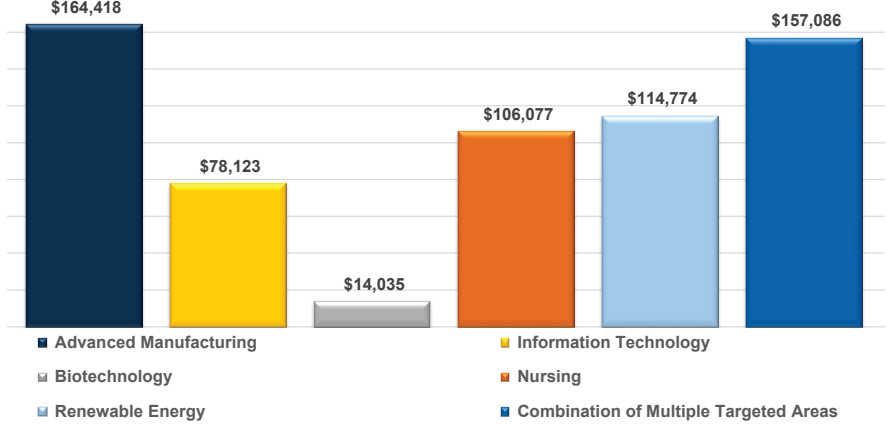
FY 2022 EXPENDITURES BY PROGRAM

Expenses Category	Annual Total
Career Academies	\$2,315,078
Career & Technical Education (CTE)	\$8,429,023
Retraining/Operational	\$3,410,065
ACE (260G)	\$-
Entrepreneurial/Small Business	\$207,034
Gap Tuition Assistance	\$270,967
Iowa Job Training (260F)	\$20,795
NCRC/NAM	\$-
PACE	\$47,200
Total	\$14,700,162

Northeast Iowa Community College (NICC) - 01

FY 2022 Allocation	\$631,763
FY 2021 Carryover	\$195,259
EMSI Subscriptions	\$(10,022)
Total FY 2022 WTED Fund	\$817,000
FY 2022 Expenditures	(\$638,301)
Carryover FY 2023	\$178,699

2022 EXPENDITURES BY TARGETED CLUSTER



Total Expenses in Target Areas: 99%

Description of planned expenditures with carryover: General retraining projects not completed in FY22.

See appendix for expenditures details.

Each training program has individual requirements for completion. Therefore, participants and completers may start and end in different fiscal years and should not be compared.

2022 EXPENDITURES BY PROGRAM

Program	Total Expenditures by Program	Percent of Total Allocation Spent on Each Program	Percent Spent on Targeted Industries per Program
Career Academies	\$124,422	19.5%	100.0%
Career & Technical Education (CTE)	\$250,000	39.2%	100.0%
General Training/Retraining	\$202,976	31.8%	98.1%
ACE (260G)	\$-	0.0%	0.0%
Entrepreneurial/Small Business	\$60,903	9.5%	100.0%
Gap Tuition Assistance	\$-	0.0%	0.0%
Iowa Job Training (260F)	\$-	0.0%	0.0%
NCRC/NAM	\$-	0.0%	0.0%
PACE (260H)	\$-	0.0%	0.0%
Total	\$638,301	100%	

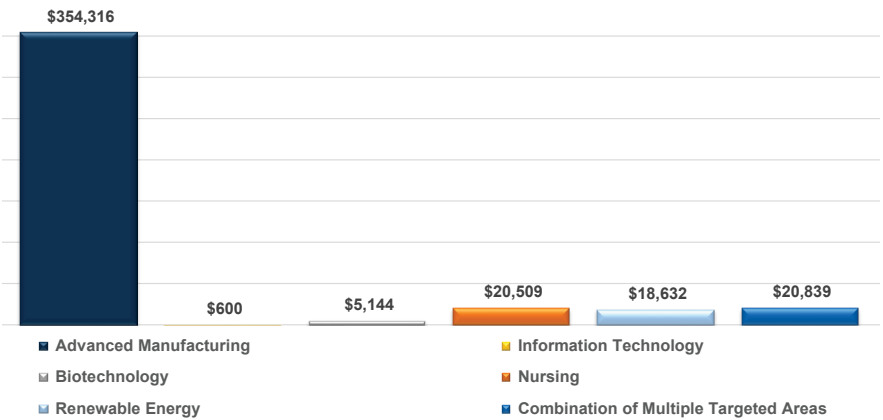
2022 EXPENDITURES BY TARGETED CLUSTER

Program	Number of Businesses	Participants (Students/Employees)	Completers (Students/Employees)
Career Academies	1	674	624
Career & Technical Education (CTE)	0	523	397
General Training/Retraining	68	840	794
ACE (260G)	0	0	0
Entrepreneurial/Small Business	1166	0	0
Gap Tuition Assistance	0	0	0
Iowa Job Training (260F)	0	0	0
NCRC/NAM	0	0	0
PACE (260H)	0	0	0
Total	1,235	2,037	1,815

North Iowa Area Community College (NIACC) - 02

FY 2022 Allocation	\$544,997
FY 2021 Carryover	\$65,587
EMSI Subscriptions	\$(10,100)
Total FY 2022 WTED Fund	\$601,042
FY 2022 Expenditures	(\$485,455)
Carryover FY 2023	\$65,587

2022 EXPENDITURES BY TARGETED CLUSTER



Total Expenses in Target Areas: 87%

Description of planned expenditures with carryover: Program equipment purchases delayed due to supply chain delays.

See appendix for expenditures details.

Each training program has individual requirements for completion. Therefore, participants and completers may start and end in different fiscal years and should not be compared.

2022 EXPENDITURES BY PROGRAM

Program	Total Expenditures by Program	Percent of Total Allocation Spent on Each Program	Percent Spent on Targeted Industries per Program
Career Academies	\$-	0.0%	0.0%
Career & Technical Education (CTE)	\$294,507	60.7%	98.4%
General Training/Retraining	\$189,805	39.1%	68.0%
ACE (260G)	\$-	0.0%	0.0%
Entrepreneurial/Small Business	\$1,143	0.2%	100.0%
Gap Tuition Assistance	\$-	0.0%	0.0%
Iowa Job Training (260F)	\$-	0.0%	0.0%
NCRC/NAM	\$-	0.0%	0.0%
PACE (260H)	\$-	0.0%	0.0%
Total	\$485,455	100%	

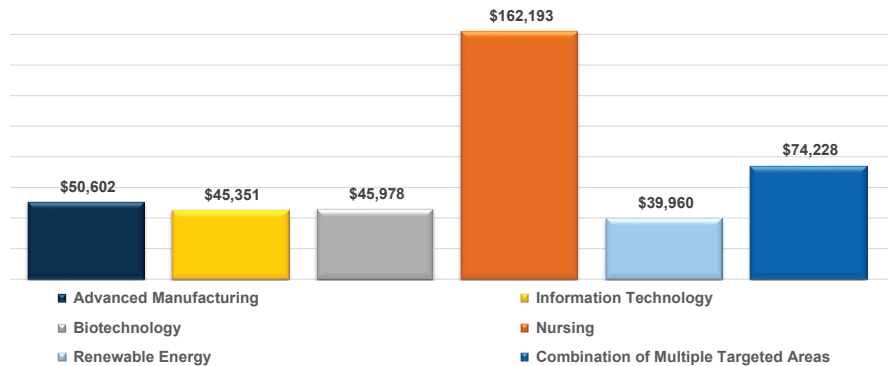
2022 EXPENDITURES BY TARGETED CLUSTER

Program	Number of Businesses	Participants (Students/Employees)	Completers (Students/Employees)
Career Academies	0	0	0
Career & Technical Education (CTE)	70	693	631
General Training/Retraining	20	523	543
ACE (260G)	0	0	0
Entrepreneurial/Small Business	4	18	0
Gap Tuition Assistance	0	0	0
Iowa Job Training (260F)	0	0	0
NCRC/NAM	0	0	0
PACE (260H)	0	0	0
Total	94	1,234	1,174

Iowa Lakes Community College (ILCC) - 03

FY 2022 Allocation	\$434,169
FY 2021 Carryover	\$0
EMSI Subscriptions	\$(9,559)
Total FY 2022 WTED Fund	\$424,610
FY 2022 Expenditures	(\$424,609)
Carryover FY 2023	\$1

2022 EXPENDITURES BY TARGETED CLUSTER



Total Expenses in Target Areas: 99%

See appendix for expenditures details.

Each training program has individual requirements for completion. Therefore, participants and completers may start and end in different fiscal years and should not be compared.

2022 EXPENDITURES BY PROGRAM

Program	Total Expenditures by Program	Percent of Total Allocation Spent on Each Program	Percent Spent on Targeted Industries per Program
Career Academies	\$-	0.0%	0.0%
Career & Technical Education (CTE)	\$297,614	70.1%	100.0%
General Training/Retraining	\$126,995	29.9%	95.0%
ACE (260G)	\$-	0.0%	0.0%
Entrepreneurial/Small Business	\$-	0.0%	0.0%
Gap Tuition Assistance	\$-	0.0%	0.0%
Iowa Job Training (260F)	\$-	0.0%	0.0%
NCRC/NAM	\$-	0.0%	0.0%
PACE (260H)	\$-	0.0%	0.0%
Total	\$424,609	100%	

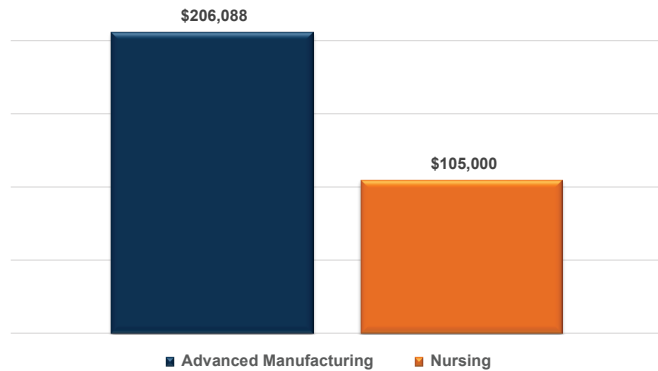
2022 EXPENDITURES BY TARGETED CLUSTER

Program	Number of Businesses	Participants (Students/Employees)	Completers (Students/Employees)
Career Academies	0	0	0
Career & Technical Education (CTE)	0	190	59
General Training/Retraining	39	1,116	1,116
ACE (260G)	0	0	0
Entrepreneurial/Small Business	0	0	0
Gap Tuition Assistance	0	0	0
Iowa Job Training (260F)	0	0	0
NCRC/NAM	0	0	0
PACE (260H)	0	0	0
Total	39	1,306	1,175

Northwest Iowa Community College (NCC) - 04

FY 2022 Allocation	\$281,640
FY 2021 Carryover	\$35,688
EMSI Subscriptions	\$(6,240)
Total FY 2022 WTED Fund	\$311,088
FY 2022 Expenditures	\$(311,088)
Carryover FY 2023	\$0

2022 EXPENDITURES BY TARGETED CLUSTER



Total Expenses in Target Areas: 100%

See appendix for expenditures details.

Each training program has individual requirements for completion. Therefore, participants and completers may start and end in different fiscal years and should not be compared.

2022 EXPENDITURES BY PROGRAM

Program	Total Expenditures by Program	Percent of Total Allocation Spent on Each Program	Percent Spent on Targeted Industries per Program
Career Academies	\$-	0.0%	0.0%
Career & Technical Education (CTE)	\$255,400	82.1%	100.0%
General Training/Retraining	\$55,688	17.9%	0.0%
ACE (260G)	\$-	0.0%	0.0%
Entrepreneurial/Small Business	\$-	0.0%	0.0%
Gap Tuition Assistance	\$-	0.0%	0.0%
Iowa Job Training (260F)	\$-	0.0%	0.0%
NCRC/NAM	\$-	0.0%	0.0%
PACE (260H)	\$-	0.0%	0.0%
Total	\$311,088	100%	

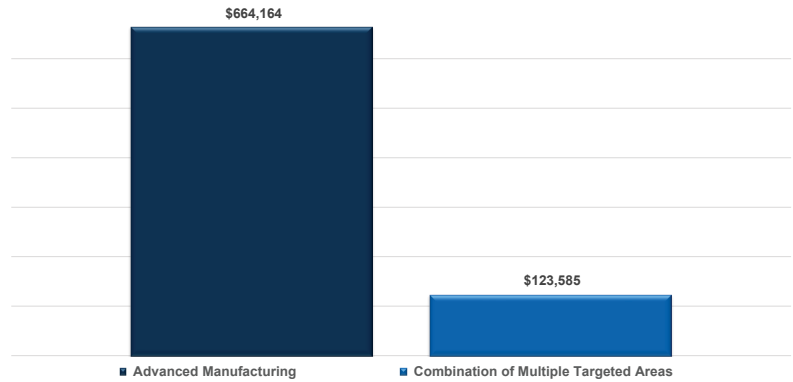
2022 EXPENDITURES BY TARGETED CLUSTER

Program	Number of Businesses	Participants (Students/Employees)	Completers (Students/Employees)
Career Academies	0	0	0
Career & Technical Education (CTE)	0	153	90
General Training/Retraining	0	0	0
ACE (260G)	0	0	0
Entrepreneurial/Small Business	0	0	0
Gap Tuition Assistance	0	0	0
Iowa Job Training (260F)	0	0	0
NCRC/NAM	0	0	0
PACE (260H)	0	0	0
Total	0	153	90

Iowa Central Community College (ICCC) - 05

FY 2022 Allocation	\$944,264
FY 2021 Carryover	\$0
EMSI Subscriptions	\$(11,080)
Total FY 2022 WTED Fund	\$933,184
FY 2022 Expenditures	\$(933,184)
Carryover FY 2023	\$0

2022 EXPENDITURES BY TARGETED CLUSTER



Total Expenses in Target Areas: 84%

See appendix for expenditures details.

Each training program has individual requirements for completion. Therefore, participants and completers may start and end in different fiscal years and should not be compared.

2022 EXPENDITURES BY PROGRAM

Program	Total Expenditures by Program	Percent of Total Allocation Spent on Each Program	Percent Spent on Targeted Industries per Program
Career Academies	\$63,680	6.8%	100.0%
Career & Technical Education (CTE)	\$721,081	77.3%	82.3%
General Training/Retraining	\$82,631	8.9%	100.0%
ACE (260G)	\$-	0.0%	0.0%
Entrepreneurial/Small Business	\$17,500	1.9%	100.0%
Gap Tuition Assistance	\$48,292	5.2%	100.0%
Iowa Job Training (260F)	\$-	0.0%	0.0%
NCRC/NAM	\$-	0.0%	0.0%
PACE (260H)	\$-	0.0%	0.0%
Total	\$933,184	100%	

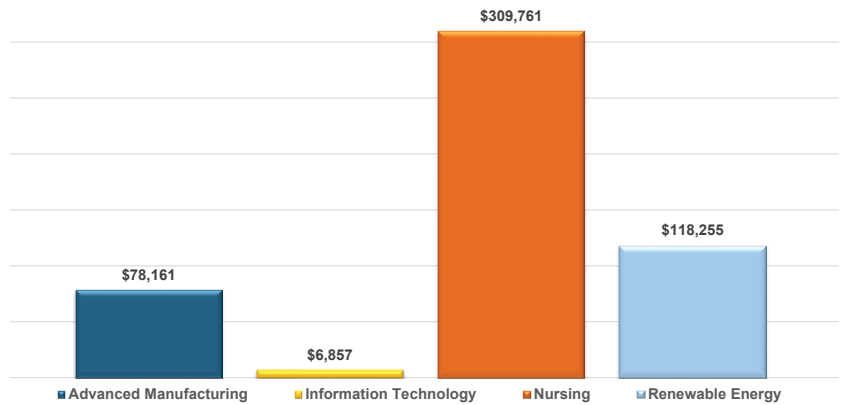
2022 EXPENDITURES BY TARGETED CLUSTER

Program	Number of Businesses	Participants (Students/Employees)	Completers (Students/Employees)
Career Academies	8	54	0
Career & Technical Education (CTE)	186	520	263
General Training/Retraining	11	2,260	2,260
ACE (260G)	0	0	0
Entrepreneurial/Small Business	156	0	0
Gap Tuition Assistance	17	42	36
Iowa Job Training (260F)	0	0	0
NCRC/NAM	0	0	0
PACE (260H)	0	0	0
Total	378	2,876	2,559

Iowa Valley Community College District (IVCCD) - 06

FY 2022 Allocation	\$486,887
FY 2021 Carryover	\$153,020
EMSI Subscriptions	\$(9,302)
Total FY 2022 WTED Fund	\$630,605
FY 2022 Expenditures	\$(556,102)
Carryover FY 2023	\$74,503

2022 EXPENDITURES BY TARGETED CLUSTER



Total Expenses in Target Areas: 94%

Description of planned expenditures with carryover: Program equipment purchase deliveries delayed until after fiscal year end.

See appendix for expenditures details.

Each training program has individual requirements for completion. Therefore, participants and completers may start and end in different fiscal years and should not be compared.

2022 EXPENDITURES BY PROGRAM

Program	Total Expenditures by Program	Percent of Total Allocation Spent on Each Program	Percent Spent on Targeted Industries per Program
Career Academies	\$-	0.0%	0.0%
Career & Technical Education (CTE)	\$468,971	84.3%	97.9%
General Training/Retraining	\$87,131	15.7%	74.7%
ACE (260G)	\$-	0.0%	0.0%
Entrepreneurial/Small Business	\$-	0.0%	0.0%
Gap Tuition Assistance	\$-	0.0%	0.0%
Iowa Job Training (260F)	\$-	0.0%	0.0%
NCRC/NAM	\$-	0.0%	0.0%
PACE (260H)	\$-	0.0%	0.0%
Total	\$556,102	100%	

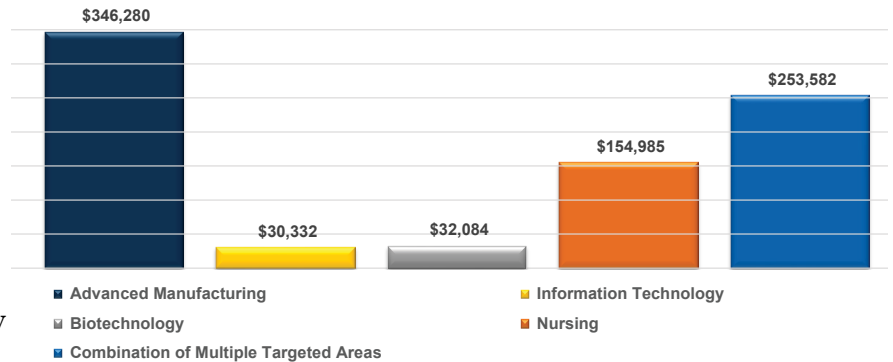
2022 EXPENDITURES BY TARGETED CLUSTER

Program	Number of Businesses	Participants (Students/Employees)	Completers (Students/Employees)
Career Academies	0	0	0
Career & Technical Education (CTE)	19	219	219
General Training/Retraining	27	1,748	67
ACE (260G)	0	0	0
Entrepreneurial/Small Business	0	0	0
Gap Tuition Assistance	0	0	0
Iowa Job Training (260F)	0	0	0
NCRC/NAM	0	0	0
PACE (260H)	0	0	0
Total	46	1,967	286

Hawkeye Community College (HCC) - 07

FY 2022 Allocation	\$870,517
FY 2021 Carryover	\$0
EMSI Subscriptions	\$(12,599)
Total FY 2022 WTED Fund	\$857,918
FY 2022 Expenditures	\$(787,732)
Carryover FY 2023	\$70,186

2022 EXPENDITURES BY TARGETED CLUSTER



Total Expenses in Target Areas: 90%

Description of planned expenditures with carryover: Program equipment purchase delayed until after fiscal year end due to supply chain issues.

See appendix for expenditures details.

Each training program has individual requirements for completion. Therefore, participants and completers may start and end in different fiscal years and should not be compared.

2022 EXPENDITURES BY PROGRAM

Program	Total Expenditures by Program	Percent of Total Allocation Spent on Each Program	Percent Spent on Targeted Industries per Program
Career Academies	\$197,689	21.7%	97.3%
Career & Technical Education (CTE)	\$238,856	26.2%	99.4%
General Training/Retraining	\$248,693	27.3%	91.4%
ACE (260G)	\$-	0.0%	0.0%
Entrepreneurial/Small Business	\$-	0.0%	0.0%
Gap Tuition Assistance	\$225,781	24.8%	100.0%
Iowa Job Training (260F)	\$-	0.0%	0.0%
NCRC/NAM	\$-	0.0%	0.0%
PACE (260H)	\$-	0.0%	0.0%
Total	\$911,019	100%	

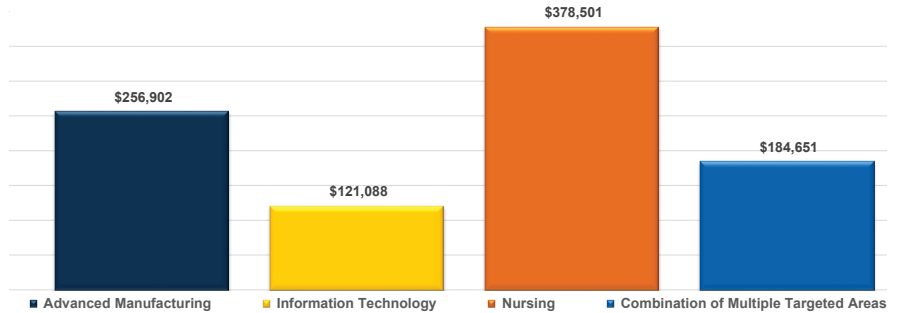
2022 EXPENDITURES BY TARGETED CLUSTER

Program	Number of Businesses	Participants (Students/Employees)	Completers (Students/Employees)
Career Academies	0	1,077	1,056
Career & Technical Education (CTE)	0	485	210
General Training/Retraining	24	806	754
ACE (260G)	0	0	0
Entrepreneurial/Small Business	0	0	0
Gap Tuition Assistance	0	118	69
Iowa Job Training (260F)	0	0	0
NCRC/NAM	0	0	0
PACE (260H)	0	0	0
Total	24	2,486	2,089

Eastern Iowa Community College (EICC) - 09

FY 2022 Allocation	\$1,164,874
FY 2021 Carryover	\$0
EMSI Subscriptions	\$(15,170)
Total FY 2022 WTED Fund	\$1,149,704
FY 2022 Expenditures	\$(1,117,082)
Carryover FY 2023	\$32,622

2022 EXPENDITURES BY TARGETED CLUSTER



Total Expenses in Target Areas: 84%

See appendix for expenditures details.

Each training program has individual requirements for completion. Therefore, participants and completers may start and end in different fiscal years and should not be compared.

2022 EXPENDITURES BY PROGRAM

Program	Total Expenditures by Program	Percent of Total Allocation Spent on Each Program	Percent Spent on Targeted Industries per Program
Career Academies	\$150,713	13.5%	45.0%
Career & Technical Education (CTE)	\$734,095	65.7%	87.3%
General Training/Retraining	\$232,274	20.8%	100.0%
ACE (260G)	\$-	0.0%	0.0%
Entrepreneurial/Small Business	\$-	0.0%	0.0%
Gap Tuition Assistance	\$-	0.0%	0.0%
Iowa Job Training (260F)	\$-	0.0%	0.0%
NCRC/NAM	\$-	0.0%	0.0%
PACE (260H)	\$-	0.0%	0.0%
Total	\$1,117,082	100%	

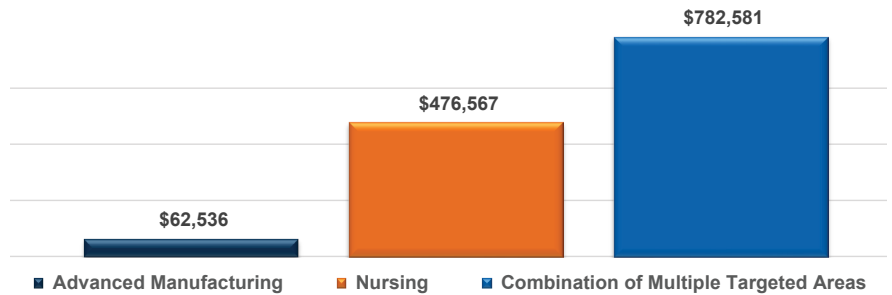
2022 EXPENDITURES BY TARGETED CLUSTER

Program	Number of Businesses	Participants (Students/Employees)	Completers (Students/Employees)
Career Academies	9	102	25
Career & Technical Education (CTE)	0	764	168
General Training/Retraining	10	468	8
ACE (260G)	0	0	0
Entrepreneurial/Small Business	0	0	0
Gap Tuition Assistance	0	0	0
Iowa Job Training (260F)	0	0	0
NCRC/NAM	0	0	0
PACE (260H)	0	0	0
Total	19	1,334	201

Kirkwood Community College (KCC) - 10

FY 2022 Allocation	\$2,184,350
FY 2021 Carryover	\$576,260
EMSI Subscriptions	\$(25,282)
Total FY 2022 WTED Fund	\$2,735,328
FY 2022 Expenditures	\$(1,833,101)
Carryover FY 2023	\$902,227

2022 EXPENDITURES BY TARGETED CLUSTER



Total Expenses in Target Areas: 72%

Description of planned expenditures with carryover: New projects underway, expenses carry forward to new fiscal year.

See appendix for expenditures details.

Each training program has individual requirements for completion. Therefore, participants and completers may start and end in different fiscal years and should not be compared.

2022 EXPENDITURES BY PROGRAM

Program	Total Expenditures by Program	Percent of Total Allocation Spent on Each Program	Percent Spent on Targeted Industries per Program
Career Academies	\$740,104	40.5%	75.8%
Career & Technical Education (CTE)	\$733,368	40.1%	85.6%
General Training/Retraining	\$353,964	19.4%	36.1%
ACE (260G)	\$-	0.0%	0.0%
Entrepreneurial/Small Business	\$-	0.0%	0.0%
Gap Tuition Assistance	\$5,665	0.3%	0.0%
Iowa Job Training (260F)	\$-	0.0%	0.0%
NCRC/NAM	\$-	0.0%	0.0%
PACE (260H)	\$-	0.0%	0.0%
Total	\$1,833,101	100%	

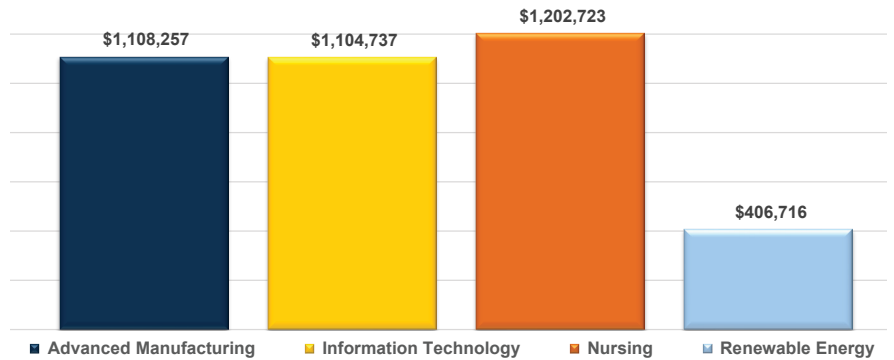
2022 EXPENDITURES BY TARGETED CLUSTER

Program	Number of Businesses	Participants (Students/Employees)	Completers (Students/Employees)
Career Academies	508	15,875	15,875
Career & Technical Education (CTE)	32	7,563	7,563
General Training/Retraining	41	1,778	1,778
ACE (260G)	0	0	0
Entrepreneurial/Small Business	0	0	0
Gap Tuition Assistance	0	0	0
Iowa Job Training (260F)	0	0	0
NCRC/NAM	0	0	0
PACE (260H)	0	0	0
Total	581	25,216	25,216

Des Moines Area Community College (DMACC) - 11

FY 2022 Allocation	\$3,990,482
FY 2021 Carryover	\$341,677
EMSI Subscriptions	\$(26,998)
Total FY 2022 WTED Fund	\$4,305,161
FY 2022 Expenditures	\$(4,006,436)
Carryover FY 2023	\$298,725

2022 EXPENDITURES BY TARGETED CLUSTER



Total Expenses in Target Areas: 95%

Description of planned expenditures with carryover: Large equipment purchases to enhance student learning FY2023.

See appendix for expenditures details.

Each training program has individual requirements for completion. Therefore, participants and completers may start and end in different fiscal years and should not be compared.

2022 EXPENDITURES BY PROGRAM

Program	Total Expenditures by Program	Percent of Total Allocation Spent on Each Program	Percent Spent on Targeted Industries per Program
Career Academies	\$779,969	19.5%	100.0%
Career & Technical Education (CTE)	\$2,630,242	65.7%	100.0%
General Training/Retraining	\$596,225	14.9%	69.1%
ACE (260G)	\$-	0.0%	0.0%
Entrepreneurial/Small Business	\$-	0.0%	0.0%
Gap Tuition Assistance	\$-	0.0%	0.0%
Iowa Job Training (260F)	\$-	0.0%	0.0%
NCRC/NAM	\$-	0.0%	0.0%
PACE (260H)	\$-	0.0%	0.0%
Total	\$4,006,436	100%	

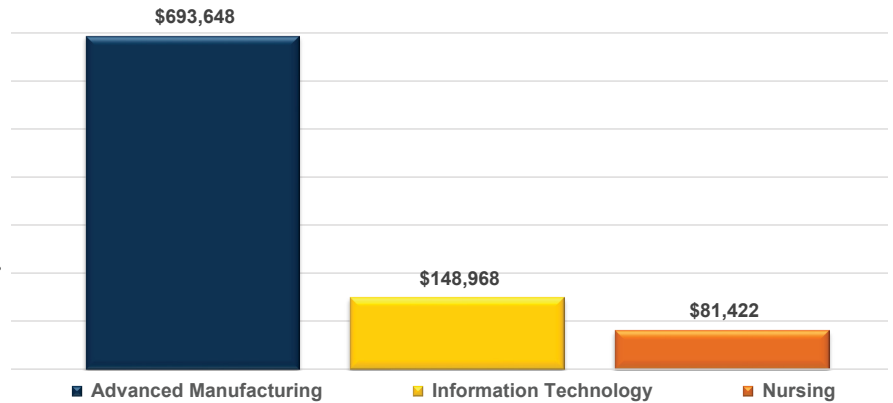
2022 EXPENDITURES BY TARGETED CLUSTER

Program	Number of Businesses	Participants (Students/Employees)	Completers (Students/Employees)
Career Academies	0	2,597	2,441
Career & Technical Education (CTE)	73	12,185	10,555
General Training/Retraining	16	733	703
ACE (260G)	0	0	0
Entrepreneurial/Small Business	0	0	0
Gap Tuition Assistance	0	0	0
Iowa Job Training (260F)	0	0	0
NCRC/NAM	0	0	0
PACE (260H)	0	0	0
Total	89	15,515	13,699

Western Iowa Tech Community College (WITCC) - 12

FY 2022 Allocation	\$832,963
FY 2021 Carryover	\$269,464
EMSI Subscriptions	\$(10,910)
Total FY 2022 WTED Fund	\$1,091,517
FY 2022 Expenditures	\$(998,467)
Carryover FY 2023	\$93,050

2022 EXPENDITURES BY TARGETED CLUSTER



Total Expenses in Target Areas: 93%

Description of planned expenditures with carryover: Auto technology and welding career academy pathway instruction.

See appendix for expenditures details.

Each training program has individual requirements for completion. Therefore, participants and completers may start and end in different fiscal years and should not be compared.

2022 EXPENDITURES BY PROGRAM

Program	Total Expenditures by Program	Percent of Total Allocation Spent on Each Program	Percent Spent on Targeted Industries per Program
Career Academies	\$40,711	4.1%	100.0%
Career & Technical Education (CTE)	\$463,770	46.4%	84.0%
General Training/Retraining	\$446,786	44.7%	100.0%
ACE (260G)	\$-	0.0%	0.0%
Entrepreneurial/Small Business	\$-	0.0%	0.0%
Gap Tuition Assistance	\$-	0.0%	0.0%
Iowa Job Training (260F)	\$-	0.0%	0.0%
NCRC/NAM	\$-	0.0%	0.0%
PACE (260H)	\$47,200	4.7%	100.0%
Total	\$998,467	100%	

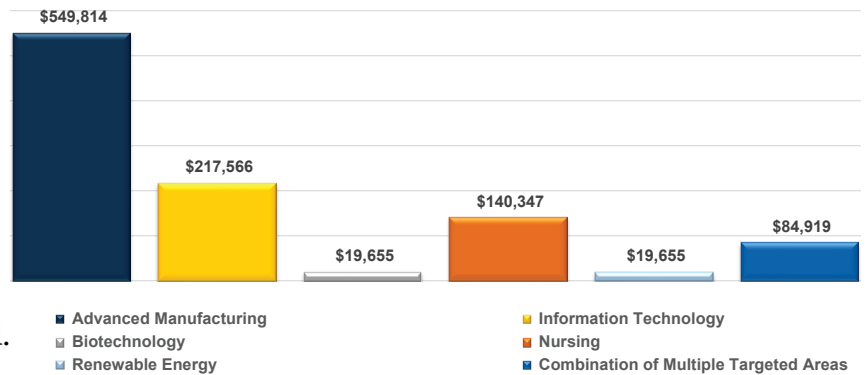
2022 EXPENDITURES BY TARGETED CLUSTER

Program	Number of Businesses	Participants (Students/Employees)	Completers (Students/Employees)
Career Academies	0	234	209
Career & Technical Education (CTE)	0	841	294
General Training/Retraining	87	1,779	1,075
ACE (260G)	0	0	0
Entrepreneurial/Small Business	0	0	0
Gap Tuition Assistance	0	0	0
Iowa Job Training (260F)	0	0	0
NCRC/NAM	0	0	0
PACE (260H)	0	0	0
Total	87	2,854	1,578

Iowa Western Community College (IWCC) - 13

FY 2022 Allocation	\$1,124,024
FY 2021 Carryover	\$135,601
EMSI Subscriptions	\$(11,609)
Total FY 2022 WTED Fund	\$1,248,016
FY 2022 Expenditures	\$(1,137,478)
Carryover FY 2023	\$110,538

2022 EXPENDITURES BY TARGETED CLUSTER



Total Expenses in Target Areas: 91%

Description of planned expenditures with carryover: General retraining projects not completed in FY2022 based on business demand.

See appendix for expenditures details.

Each training program has individual requirements for completion. Therefore, participants and completers may start and end in different fiscal years and should not be compared.

2022 EXPENDITURES BY PROGRAM

Program	Total Expenditures by Program	Percent of Total Allocation Spent on Each Program	Percent Spent on Targeted Industries per Program
Career Academies	\$-	0.0%	0.0%
Career & Technical Education (CTE)	\$580,000	51.0%	93.1%
General Training/Retraining	\$497,511	43.7%	90.4%
ACE (260G)	\$-	0.0%	0.0%
Entrepreneurial/Small Business	\$36,463	3.2%	100.0%
Gap Tuition Assistance	\$23,505	2.1%	100.0%
Iowa Job Training (260F)	\$-	0.0%	0.0%
NCRC/NAM	\$-	0.0%	0.0%
PACE (260H)	\$-	0.0%	0.0%
Total	\$1,137,478	100%	

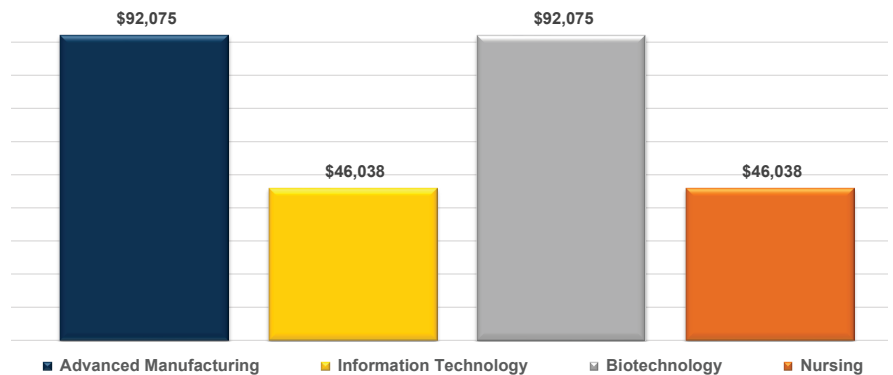
2022 EXPENDITURES BY TARGETED CLUSTER

Program	Number of Businesses	Participants (Students/Employees)	Completers (Students/Employees)
Career Academies	0	0	0
Career & Technical Education (CTE)	25	797	797
General Training/Retraining	265	2,170	2,170
ACE (260G)	0	0	0
Entrepreneurial/Small Business	158	292	292
Gap Tuition Assistance	3	29	29
Iowa Job Training (260F)	0	0	0
NCRC/NAM	0	0	0
PACE (260H)	0	0	0
Total	451	3,288	3,288

Southwestern Community College (SWCC) - 14

FY 2022 Allocation	\$282,528
FY 2021 Carryover	\$0
EMSI Subscriptions	\$(6,302)
Total FY 2022 WTED Fund	\$276,226
FY 2022 Expenditures	\$(276,226)
Carryover FY 2023	\$0

2022 EXPENDITURES BY TARGETED CLUSTER



Total Expenses in Target Areas: 100%

See appendix for expenditures details.

Each training program has individual requirements for completion. Therefore, participants and completers may start and end in different fiscal years and should not be compared.

2022 EXPENDITURES BY PROGRAM

Program	Total Expenditures by Program	Percent of Total Allocation Spent on Each Program	Percent Spent on Targeted Industries per Program
Career Academies	\$138,113	50.0%	100.0%
Career & Technical Education (CTE)	\$138,113	50.0%	100.0%
General Training/Retraining	\$-	0.0%	0.0%
ACE (260G)	\$-	0.0%	0.0%
Entrepreneurial/Small Business	\$-	0.0%	0.0%
Gap Tuition Assistance	\$-	0.0%	0.0%
Iowa Job Training (260F)	\$-	0.0%	0.0%
NCRC/NAM	\$-	0.0%	0.0%
PACE (260H)	\$-	0.0%	0.0%
Total	\$276,226	100%	

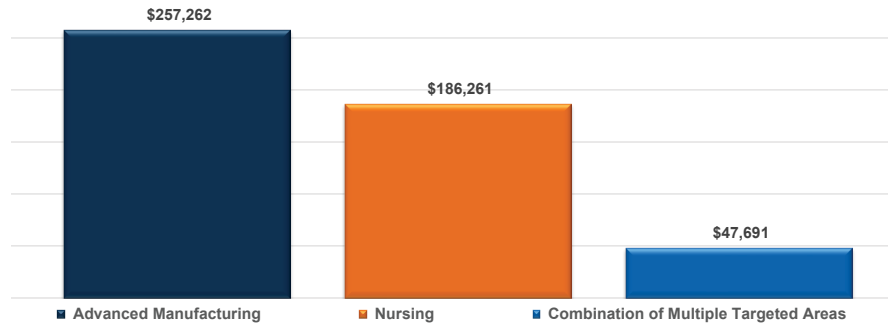
2022 EXPENDITURES BY TARGETED CLUSTER

Program	Number of Businesses	Participants (Students/Employees)	Completers (Students/Employees)
Career Academies	1	53	45
Career & Technical Education (CTE)	0	343	103
General Training/Retraining	0	0	0
ACE (260G)	0	0	0
Entrepreneurial/Small Business	0	0	0
Gap Tuition Assistance	0	0	0
Iowa Job Training (260F)	0	0	0
NCRC/NAM	0	0	0
PACE (260H)	0	0	0
Total	1	396	148

Indian Hills Community College (IHCC) - 15

FY 2022 Allocation	\$764,009
FY 2021 Carryover	\$26,502
EMSI Subscriptions	\$(13,345)
Total FY 2022 WTED Fund	\$777,166
FY 2022 Expenditures	\$(692,090)
Carryover FY 2023	\$85,076

2022 EXPENDITURES BY TARGETED CLUSTER



Total Expenses in Target Areas: 71%

Description of planned expenditures with carryover: Expansion of the Centerville Career Academy (operational and equipment costs).

See appendix for expenditures details.

Each training program has individual requirements for completion. Therefore, participants and completers may start and end in different fiscal years and should not be compared.

2022 EXPENDITURES BY PROGRAM

Program	Total Expenditures by Program	Percent of Total Allocation Spent on Each Program	Percent Spent on Targeted Industries per Program
Career Academies	\$108,808	15.7%	100.0%
Career & Technical Education (CTE)	\$265,770	38.4%	62.9%
General Training/Retraining	\$247,186	35.7%	72.6%
ACE (260G)	\$-	0.0%	0.0%
Entrepreneurial/Small Business	\$70,325	10.2%	100.0%
Gap Tuition Assistance	\$-	0.0%	0.0%
Iowa Job Training (260F)	\$-	0.0%	0.0%
NCRC/NAM	\$-	0.0%	0.0%
PACE (260H)	\$-	0.0%	0.0%
Total	\$692,090	100%	

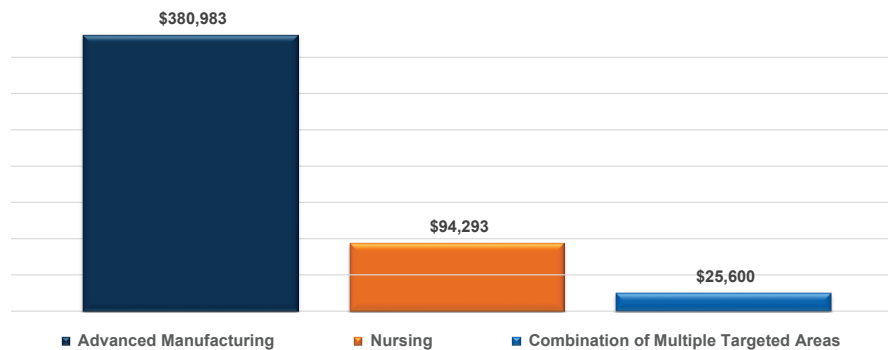
2022 EXPENDITURES BY TARGETED CLUSTER

Program	Number of Businesses	Participants (Students/Employees)	Completers (Students/Employees)
Career Academies	0	50	15
Career & Technical Education (CTE)	0	331	94
General Training/Retraining	50	621	652
ACE (260G)	0	0	0
Entrepreneurial/Small Business	8	54	7
Gap Tuition Assistance	0	0	0
Iowa Job Training (260F)	0	0	0
NCRC/NAM	0	0	0
PACE (260H)	0	0	0
Total	58	1,056	768

Southeastern Community College (SCC) - 16

FY 2022 Allocation	\$462,533
FY 2021 Carryover	\$49,259
EMSI Subscriptions	\$(8,981)
Total FY 2022 WTED Fund	\$502,811
FY 2022 Expenditures	\$(502,811)
Carryover FY 2023	\$0

2022 EXPENDITURES BY TARGETED CLUSTER



Total Expenses in Target Areas: 100%

See appendix for expenditures details.

Each training program has individual requirements for completion. Therefore, participants and completers may start and end in different fiscal years and should not be compared.

2022 EXPENDITURES BY PROGRAM

Program	Total Expenditures by Program	Percent of Total Allocation Spent on Each Program	Percent Spent on Targeted Industries per Program
Career Academies	\$3,610	0.7%	46.4%
Career & Technical Education (CTE)	\$402,349	80.0%	100.0%
General Training/Retraining	\$33,663	6.7%	100.0%
ACE (260G)	\$-	0.0%	0.0%
Entrepreneurial/Small Business	\$20,700	4.1%	100.0%
Gap Tuition Assistance	\$21,694	4.3%	100.0%
Iowa Job Training (260F)	\$20,795	4.1%	100.0%
NCRC/NAM	\$-	0.0%	0.0%
PACE (260H)	\$-	0.0%	0.0%
Total	\$502,811	100%	

2022 EXPENDITURES BY TARGETED CLUSTER

Program	Number of Businesses	Participants (Students/Employees)	Completers (Students/Employees)
Career Academies	31	80	78
Career & Technical Education (CTE)	142	1,764	1,037
General Training/Retraining	6	188	188
ACE (260G)	0	0	0
Entrepreneurial/Small Business	182	28	210
Gap Tuition Assistance	0	6	6
Iowa Job Training (260F)	3	16	16
NCRC/NAM	0	0	0
PACE (260H)	0	0	0
Total	364	2,082	1,535



COMMUNITY COLLEGES & WORKFORCE PREPARATION

PROSPERITY THROUGH EDUCATION

The Division of Community Colleges and Workforce Preparation within the Iowa Department of Education administers a variety of diverse programs that enhance Iowa's educational system and help to prepare a skilled and knowledgeable workforce. Divided between two bureaus — the Bureau of Community Colleges and the Bureau of Career and Technical Education — the Division is committed to providing and supporting opportunities for lifelong learning. In addition to working with Iowa's 15 public community colleges on state accreditation, program approval, equity review, and data reporting, guidance is also provided in the areas of career and technical education, workforce training and economic development, adult education and literacy, military education, the state mandated OWI education program, the GAP Tuition and PACE programs and Senior Year Plus.

WORKFORCE TRAINING AND ECONOMIC DEVELOPMENT FUND

2023 Annual Plan



COMMUNITY COLLEGES &
WORKFORCE PREPARATION



Iowa Department of Education

Grimes State Office Building
Phone: 515-281-8260
Fax: 515-242-5988
www.educateiowa.gov

Ann Lebo, Director,
Iowa Department of Education
515-281-3436
ann.lebo@iowa.gov

Jeremy Varner, Administrator,
Division of Community Colleges
and Workforce Preparation
515-242-6187
jeremy.varner@iowa.gov

Amy Gieseke, Bureau Chief,
Bureau of Community Colleges
515-858-2234
amy.gieseke@iowa.gov

Paula Nissen, Administrative Consultant
Bureau of Community Colleges
515-418-8273
paula.nissen2@iowa.gov

Published: 2022

State of Iowa Department of Education
Grimes State Office Building
400 E. 14th Street
Des Moines, IA 50319-0146

State Board of Education
Brooke Axiotis, Des Moines
Rod Bradley, Denison
Cindy Dietz, Cedar Rapids
Cassandra Halls, Carlisle
Brian J. Kane, Dubuque
Mike May, Spirit Lake
John Robbins, Iowa Falls
Georgia Van Gundy, Waukee
Alaina Whittington, Student Member, Diagonal

Administration
Ann Lebo, Director and Executive Officer of
the State Board of Education

**Division of Community Colleges and
Workforce Preparation**
Jeremy Varner, Division Administrator

Bureau of Community Colleges
Amy Gieseke, Bureau Chief
Paula Nissen, Administrative Consultant

It is the policy of the Iowa Department of Education not to discriminate on the basis of race, creed, color, sexual orientation, gender identity, national origin, sex, disability, religion, age, political party affiliation, or actual or potential parental, family or marital status in its programs, activities, or employment practices as required by the Iowa Code sections 216.9 and 256.10(2), Titles VI and VII of the Civil Rights Act of 1964 (42 U.S.C. § 2000d2000e), the Equal Pay Act of 1973 (29 U.S.C. § 206, et seq.), Title IX (Educational Amendments, 20 U.S.C. §§ 1681 – 1688), Section 504 (Rehabilitation Act of 1973, 29 U.S.C. § 794), and the Americans with Disabilities Act (42 U.S.C. § 12101, et seq.). If you have questions or complaints related to compliance with this policy by the Iowa Department of Education, please contact the legal counsel for the Iowa Department of Education, Grimes State Office Building, 400 E. 14th Street, Des Moines, IA 50319-0146, telephone number: 515-281-5295, or the Director of the Office for Civil Rights, U.S. Department of Education, John C. Kluczynski Federal Building, 230 S. Dearborn Street, 37th Floor, Chicago, IL 60604-7204, telephone number: 312-730-1560, FAX number: 312-730-1576, TDD number: 800-877-8339,, email: OCR.Chicago@ed.gov.

An Overview of the Workforce Training and Economic Development (WTED) Fund

The Workforce Training and Economic Development (WTED) Fund was established in 2003 as part of the Grow Iowa Values Fund and is currently funded through the Iowa Skilled Worker and Job Creation Fund. This fund has become an important source of financing for community college new program innovation, development, and capacity building, particularly for career and technical education (CTE).

The WTED Fund is allocated annually using the community college state general aid distribution formula as provided for in Section 260C.18A of the Iowa Code.

The funds may be used to support the following community college activities:

- career academies;
- CTE programs;
- entrepreneurship education and small business assistance; and
- general training, retraining and educational initiatives for targeted industries.

There are also other programs with separate funding sources which can be supplemented with WTED funds, as follows:

- Accelerated Career Education (ACE) Infrastructure (260G)
- Gap Tuition Assistance Program (260I)
- Iowa Jobs Training (260F)
- National Career Readiness Certification (NCRC)
- National Advanced Manufacturing Certification (NAM)
- Pathways for Academic Career and Employment (PACE) (260H)

The WTED Fund requires application of 70 percent of appropriated funds be used to support projects, programs and initiatives that fall within Iowa’s targeted industry clusters defined in statute as advanced manufacturing; information technology and insurance; alternative and renewable energy; and life sciences, which include the areas of biotechnology, health care and nursing technology.

Each community college is required to provide the Iowa Department of Education (Department) the opportunity to review and comment on their proposed use of the funds and to provide an ongoing accountability process. Each year, an annual progress report and plan for the next year, outlining the proposed use of the funds appropriated, are to be submitted to the Department by September 30th. Carryover funds must be noted in the annual progress report and the annual plan in appropriate sections with a documented reason for the carryover (e.g., the funds are obligated/committed or planned).

The colleges have the flexibility to modify their plans, as needed during the year without Department approval. Unexpended funds may be carried over to the next fiscal year.

The charts and tables on the following pages illustrate the proposed annual expenditures and estimated number of participants in programs offered by each community college. Education outcomes research will be conducted and included in future annual reports.

WTED 2023 Annual Plan

The Iowa Department of Education’s Division of Community Colleges and Workforce Preparation will annually provide the Iowa State Board of Education with the WTED Fund Annual Plan. Administration and oversight responsibility for the fund was transferred from the Iowa Economic Development Authority to the Department, effective July 1, 2013 (fiscal year 2014). This report is the seventh WTED annual plan produced and distributed by the Department.

This report outlines the obligated and planned expenditures by program for FY 2023 (July 1, 2022 through June 30, 2023).

AY 2023 Allocation:	\$15,000,000
AY 2022 Carryover:	\$1,712,801
Total AY 2023 Allocation & Carryover:	\$16,712,801
Total AY 2024 Planned Carryover:	(\$86,949)
EMSI Career Coach/Analyst Subscription:	(\$142,500)
Total AY 2023 WTED Fund:	\$16,483,352

All of Iowa’s 15 community colleges submitted their annual plans indicating where they plan to spend, at minimum, 70 percent of the WTED Fund for training projects within Iowa’s targeted industries. Ninety-two percent (91.8%) of overall planned expenditures for AY 2023 are in targeted industries. The targeted industries are defined in statute as advanced manufacturing; information technology and insurance; alternative and renewable energy; and life sciences, which include the areas of biotechnology, health care and nursing technology. The statewide total of planned expenditures by program are as follows:

52.6%	Career and Technical Education (CTE)	\$8,676,728
23.8%	General Training and Retraining	\$3,920,064
18.3%	Career Academies	\$3,021,381
1.9%	Entrepreneurship/Small Business Assistance	\$308,975
1.2%	GAP Tuition Assistance (260I) - Supplemental	\$197,873
0.2%	Pathways for Career and Employment (PACE) (260H) - Supplemental	\$30,000
2.0%	Iowa Jobs Training (260F) - Supplemental	\$328,332
0.0%	Accelerated Career Education (ACE)(260G) - Supplemental	\$0
0.0%	National Certification Programs (National Career Readiness Certification [NCRC] and National Association of Manufacturers [NAM])	\$0

FIGURE 1. PLANNED AY 2023 EXPENSES BY PROGRAM

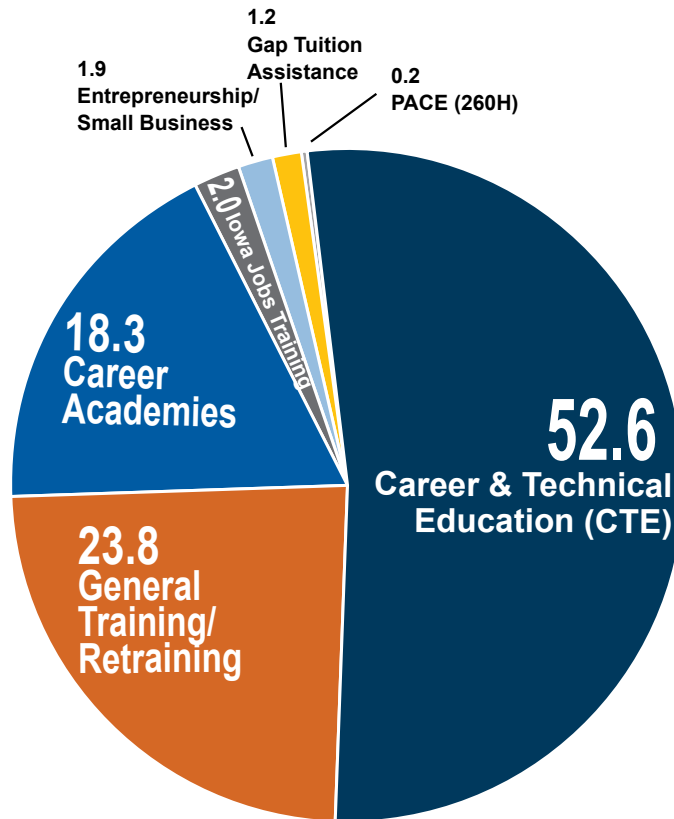
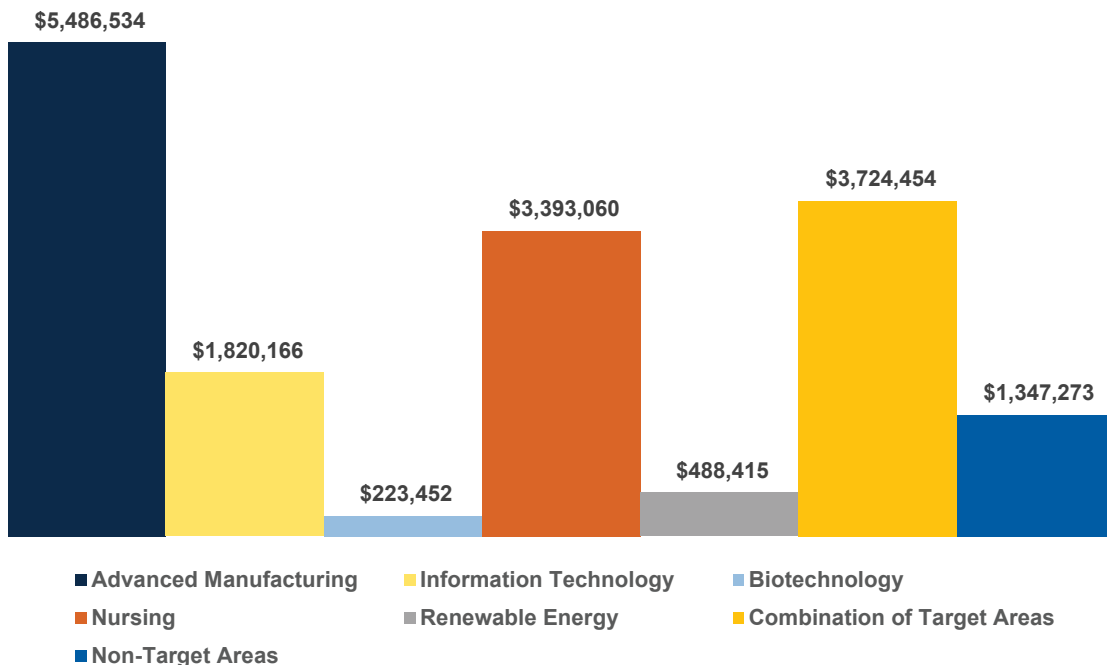


FIGURE 2. PLANNED AY 2023 EXPENSES PER TARGETED AREA



WTED 2023 Planned Expenditures by College

Northeast Iowa Community College

AY 2023 Allocation Estimate:	\$631,763
AY 2022 Carryover:	\$178,699
Career Coach/Analyst Annual Subscription:	\$(7,022)
Total AY 2023 WTED Fund Estimate:	\$803,440

Academic Year 2023 Plan (July 1, 2022 - June 30, 2023)	Program/ Target Areas	Non-Target Areas	Total	Percent by Program/ Target Areas	Estimated Participants	Estimated Businesses
Career Academies	\$138,500	\$-	\$138,500	17.2%	200	-
Career & Technical Education (CTE)	\$200,000	\$-	\$200,000	24.9%	200	-
Entrepreneurship/Small Business	\$77,675	\$-	\$77,675	9.7%	-	600
General Training/Retraining	\$377,265	\$5,000	\$382,265	47.0%	1,500	75
ACE (Infrastructure)	\$-	\$-	\$-	0.0%	-	-
Gap Tuition Assistance	\$5,000	\$-	\$5,000	0.6%	-	-
Iowa Jobs Training (260F)	\$-	\$-	\$-	0.0%	-	-
NCRC/NAM Certification	\$-	\$-	\$-	0.0%	-	-
PACE (260H)	\$-	\$-	\$-	0.0%	-	-
Total Planned Expenses AY 2023	\$798,440	\$5,000	\$803,440		1,900	675
Percentage of Total Plan	99%	1%	100%	99.4%		

North Iowa Area Community College

AY 2023 Allocation Estimate:	\$544,997
AY 2022 Carryover:	\$115,587
Career Coach/Analyst Annual Subscription	\$(7,100)
Total AY 2023 WTED Fund Estimate	\$653,484

Academic Year 2023 Plan (July 1, 2022 - June 30, 2023)	Program/ Target Areas	Non-Target Areas	Total	Percent by Program/ Target Areas	Estimated Participants	Estimated Businesses
Career Academies	\$75,000	\$-	\$75,000	11.5%	425	20
Career & Technical Education (CTE)	\$331,500	\$-	\$331,500	50.7%	750	80
Entrepreneurship/Small Business	\$20,000	\$-	\$20,000	3.1%	25	15
General Training/Retraining	\$190,100	\$36,884	\$226,984	29.1%	900	55
ACE (Infrastructure)	\$-	\$-	\$-	0.0%	-	-
Gap Tuition Assistance	\$-	\$-	\$-	0.0%	-	-
Iowa Jobs Training (260F)	\$-	\$-	\$-	0.0%	-	-
NCRC/NAM Certification	\$-	\$-	\$-	0.0%	-	-
PACE (260H)	\$-	\$-	\$-	0.0%	-	-
Total Planned Expenses AY 2023	\$616,600	\$36,884	\$653,484		2,100	170
Percentage of Total Plan	94%	6%	100%	94%		

Iowa Lakes Community College

AY 2023 Allocation Estimate: \$434,169
 AY 2022 Carryover: \$-
 Career Coach/Analyst Annual Subscription: \$(6,559)
 Total AY 2023 WTED Fund Estimate: \$427,610

Academic Year 2023 Plan (July 1, 2022 - June 30, 2023)	Program/ Target Areas	Non-Target Areas	Total	Percent by Program/ Target Areas	Estimated Participants	Estimated Businesses
Career Academies	\$-	\$-	\$-	0.0%	-	-
Career & Technical Education (CTE)	\$272,922	\$-	\$272,922	63.8%	150	-
Entrepreneurship/Small Business	\$-	\$-	\$-	0.0%	-	-
General Training/Retraining	\$154,688	\$-	\$154,688	36.2%	600	40
ACE (Infrastructure)	\$-	\$-	\$-	0.0%	-	-
Gap Tuition Assistance	\$-	\$-	\$-	0.0%	-	-
Iowa Jobs Training (260F)	\$-	\$-	\$-	0.0%	-	-
NCRC/NAM Certification	\$-	\$-	\$-	0.0%	-	-
PACE (260H)	\$-	\$-	\$-	0.0%	-	-
Total Planned Expenses AY 2023	\$427,610	\$-	\$427,610		750	40
Percentage of Total Plan	100%	0%	100%	100%		

Northwest Iowa Community College

AY 2023 Allocation Estimate: \$281,640
 AY 2022 Carryover: \$-
 Career Coach/Analyst Annual Subscription \$(3,240)
 Total AY 2023 WTED Fund Estimate: \$278,400

Academic Year 2023 Plan (July 1, 2022 - June 30, 2023)	Program/ Target Areas	Non-Target Areas	Total	Percent by Program/ Target Areas	Estimated Participants	Estimated Businesses
Career Academies	\$-	\$-	\$-	0.0%	-	-
Career & Technical Education (CTE)	\$255,000	\$-	\$255,000	91.6%	150	-
Entrepreneurship/Small Business	\$-	\$-	\$-	0.0%	-	-
General Training/Retraining	\$23,400	\$-	\$23,400	8.4%	-	-
ACE (Infrastructure)	\$-	\$-	\$-	0.0%	-	-
Gap Tuition Assistance	\$-	\$-	\$-	0.0%	-	-
Iowa Jobs Training (260F)	\$-	\$-	\$-	0.0%	-	-
NCRC/NAM Certification	\$-	\$-	\$-	0.0%	-	-
PACE (260H)	\$-	\$-	\$-	0.0%	-	-
Total Planned Expenses AY 2023	\$278,400	\$-	\$278,400		150	-
Percentage of Total Plan	100%	0%	100%	100%		

Iowa Central Community College

AY 2023 Allocation Estimate: \$944,264
 AY 2022 Carryover: \$-
 Career Coach/Analyst Annual Subscription: \$(8,080)
 Total AY 2023 WTED Fund Estimate: \$936,184

Academic Year 2023 Plan (July 1, 2022 - June 30, 2023)	Program/ Target Areas	Non-Target Areas	Total	Percent by Program/ Target Areas	Estimated Participants	Estimated Businesses
Career Academies	\$60,000	\$-	\$60,000	6.4%	75	10
Career & Technical Education (CTE)	\$758,684	\$-	\$758,684	81.0%	200	75
Entrepreneurship/Small Business	\$-	\$17,500	\$17,500	0.0%	-	150
General Training/Retraining	\$100,000	\$-	\$100,000	10.7%	1,500	-
ACE (Infrastructure)	\$-	\$-	\$-	0.0%	-	-
Gap Tuition Assistance	\$-	\$-	\$-	0.0%	-	-
Iowa Jobs Training (260F)	\$-	\$-	\$-	0.0%	-	-
NCRC/NAM Certification	\$-	\$-	\$-	0.0%	-	-
PACE (260H)	\$-	\$-	\$-	0.0%	-	-
Total Planned Expenses AY 2023	\$918,684	\$17,500	\$936,184		1,775	235
Percentage of Total Plan	98%	2%	100%	98%		

Iowa Valley Community College District

AY 2023 Allocation Estimate: \$486,887
 AY 2022 Carryover: \$74,503
 Career Coach/Analyst Annual Subscription \$(6,302)
 Total AY 2023 WTED Fund Estimate: \$555,088

Academic Year 2023 Plan (July 1, 2022 - June 30, 2023)	Program/ Target Areas	Non-Target Areas	Total	Percent by Program/ Target Areas	Estimated Participants	Estimated Businesses
Career Academies	\$-	\$-	\$-	0.0%	-	-
Career & Technical Education (CTE)	\$455,088	\$-	\$455,088	82.0%	325	27
Entrepreneurship/Small Business	\$-	\$-	\$-	0.0%	-	-
General Training/Retraining	\$100,000	\$-	\$100,000	18.0%	425	32
ACE (Infrastructure)	\$-	\$-	\$-	0.0%	-	-
Gap Tuition Assistance	\$-	\$-	\$-	0.0%	-	-
Iowa Jobs Training (260F)	\$-	\$-	\$-	0.0%	-	-
NCRC/NAM Certification	\$-	\$-	\$-	0.0%	-	-
PACE (260H)	\$-	\$-	\$-	0.0%	-	-
Total Planned Expenses AY 2023	\$555,088	\$-	\$555,088		750	59
Percentage of Total Plan	100%	0%	100%	100%		

Hawkeye Community College

AY 2023 Allocation Estimate: \$870,517
 AY 2022 Carryover: \$70,186
 Career Coach/Analyst Annual Subscription: \$(9,599)
 Total AY 2023 WTED Fund Estimate: \$931,104

Academic Year 2023 Plan (July 1, 2022 - June 30, 2023)	Program/ Target Areas	Non-Target Areas	Total	Percent by Program/ Target Areas	Estimated Participants	Estimated Businesses
Career Academies	\$147,000	\$-	\$147,000	15.8%	1,170	-
Career & Technical Education (CTE)	\$316,073	\$35,000	\$351,073	33.9%	580	-
Entrepreneurship/Small Business	\$-	\$-	\$-	0.0%	-	-
General Training/Retraining	\$145,800	\$128,659	\$274,459	15.7%	270	24
ACE (Infrastructure)	\$-	\$-	\$-	0.0%	-	-
Gap Tuition Assistance	\$158,572	\$-	\$158,572	17.0%	42	-
Iowa Jobs Training (260F)	\$-	\$-	\$-	0.0%	-	-
NCRC/NAM Certification	\$-	\$-	\$-	0.0%	-	-
PACE (260H)	\$-	\$-	\$-	0.0%	-	-
Total Planned Expenses AY 2023	\$767,445	\$163,659	\$931,104		2,062	24
Percentage of Total Plan	82%	18%	100%	82%		

Eastern Iowa Community College

AY 2023 Allocation Estimate: \$1,164,874
 AY 2022 Carryover: \$32,622
 Career Coach/Analyst Annual Subscription \$(12,170)
 Total AY 2023 WTED Fund Estimate: \$1,185,326

Academic Year 2023 Plan (July 1, 2022 - June 30, 2023)	Program/ Target Areas	Non-Target Areas	Total	Percent by Program/ Target Areas	Estimated Participants	Estimated Businesses
Career Academies	\$150,000	\$-	\$150,000	12.7%	500	-
Career & Technical Education (CTE)	\$572,704	\$-	\$572,704	48.3%	300	-
Entrepreneurship/Small Business	\$5,000	\$-	\$5,000	0.4%	15	-
General Training/Retraining	\$170,000	\$-	\$170,000	14.3%	100	-
ACE (Infrastructure)	\$-	\$-	\$-	0.0%	-	-
Gap Tuition Assistance	\$-	\$-	\$-	0.0%	-	-
Iowa Jobs Training (260F)	\$287,622	\$-	\$287,622	24.3%	100	-
NCRC/NAM Certification	\$-	\$-	\$-	0.0%	-	-
PACE (260H)	\$-	\$-	\$-	0.0%	-	-
Total Planned Expenses AY 2023	\$1,185,326	\$-			1,015	-
Percentage of Total Plan	100%	0%	100%	100%		

Kirkwood Community College

AY 2023 Allocation Estimate:	\$2,184,350
AY 2022 Carryover:	\$902,228
Planned Carryover to 2024	\$(73,604)
Correction 2021	\$(248,413)
Career Coach/Analyst Annual Subscription	\$(22,282)
Total AY 2023 WTED Fund Estimate	\$2,742,279

Academic Year 2023 Plan (July 1, 2022 - June 30, 2023)	Program/ Target Areas	Non-Target Areas	Total	Percent by Program/ Target Areas	Estimated Participants	Estimated Businesses
Career Academies	\$663,525	\$199,493	\$863,018	24.2%	15,875	508
Career & Technical Education (CTE)	\$1,142,736	\$67,941		41.7%	7,563	32
Entrepreneurship/Small Business	\$-	\$-	\$-	0.0%	1,778	41
General Training/Retraining	\$523,898	\$144,687	\$668,585	19.1%	-	-
ACE (Infrastructure)	\$-	\$-	\$-	0.0%	-	-
Gap Tuition Assistance	\$-	\$-	\$-	0.0%	-	-
Iowa Jobs Training (260F)	\$-	\$-	\$-	0.0%	-	-
NCRC/NAM Certification	\$-	\$-	\$-	0.0%	-	-
PACE (260H)	\$-	\$-	\$-	0.0%	-	-
Total Planned Expenses AY 2023	\$2,330,159	\$412,121			25,216	581
Percentage of Total Plan	85%	15%	100%	85%		

Des Moines Area Community College

AY 2023 Allocation Estimate:	\$3,990,482
AY 2022 Carryover:	\$298,725
Career Coach/Analyst Annual Subscription	\$(23,998)
Total AY 2023 WTED Fund Estimate:	\$4,265,209

Academic Year 2023 Plan (July 1, 2022 - June 30, 2023)	Program/ Target Areas	Non-Target Areas	Total	Percent by Program/ Target Areas	Estimated Participants	Estimated Businesses
Career Academies	\$870,000	\$-	\$870,000	20.4%	2,500	-
Career & Technical Education (CTE)	\$2,620,000	\$200,209		61.4%	11,000	50
Entrepreneurship/Small Business	\$-	\$-	\$-	0.0%	-	-
General Training/Retraining	\$465,000	\$110,000	\$575,000	10.9%	1,000	25
ACE (Infrastructure)	\$-	\$-	\$-	0.0%	-	-
Gap Tuition Assistance	\$-	\$-	\$-	0.0%	-	-
Iowa Jobs Training (260F)	\$-	\$-	\$-	0.0%	-	-
NCRC/NAM Certification	\$-	\$-	\$-	0.0%	-	-
PACE (260H)	\$-	\$-	\$-	0.0%	-	-
Total Planned Expenses AY 2023	\$3,955,000	\$310,209			14,500	75
Percentage of Total Plan	93%	7%	100%	93%		

Western Iowa Tech Community College

AY 2023 Allocation Estimate:	\$832,963
AY 2022 Carryover:	\$93,050
Career Coach/Analyst Annual Subscription	\$(7,910)
Total AY 2023 WTED Fund Estimate:	\$918,103

Academic Year 2023 Plan (July 1, 2022 - June 30, 2023)	Program/ Target Areas	Non-Target Areas	Total	Percent by Program/ Target Areas	Estimated Participants	Estimated Businesses
Career Academies	\$163,250	\$48,000	\$211,250	17.8%	270	-
Career & Technical Education (CTE)	\$293,669	\$73,500	\$367,169	32.0%	850	-
Entrepreneurship/Small Business	\$-	\$-	\$-	0.0%	-	-
General Training/Retraining	\$339,684	\$-	\$339,684	37.0%	1,800	90
ACE (Infrastructure)	\$-	\$-	\$-	0.0%	-	-
Gap Tuition Assistance	\$-	\$-	\$-	0.0%	-	-
Iowa Jobs Training (260F)	\$-	\$-	\$-	0.0%	-	-
NCRC/NAM Certification	\$-	\$-	\$-	0.0%	-	-
PACE (260H)	\$-	\$-	\$-	0.0%	-	-
Total Planned Expenses AY 2023	\$796,603	\$121,500	\$918,103		2,920	90
Percentage of Total Plan	87%	13%	100%	87%		

Iowa Western Community College

AY 2023 Allocation Estimate:	\$1,124,024
AY 2022 Carryover:	\$110,538
Career Coach/Analyst Annual Subscription	\$(8,609)
Planned Carryover to 2024	\$(3,000)
Total AY 2023 WTED Fund Estimate:	\$1,222,953

Academic Year 2023 Plan (July 1, 2022 - June 30, 2023)	Program/ Target Areas	Non-Target Areas	Total	Percent by Program/ Target Areas	Estimated Participants	Estimated Businesses
Career Academies	\$221,000	\$30,000	\$251,000	18.1%	220	5
Career & Technical Education (CTE)	\$166,852	\$-	\$166,852	13.6%	450	15
Entrepreneurship/Small Business	\$20,400	\$20,400	\$40,800	1.7%	350	175
General Training/Retraining	\$580,000	\$120,000	\$700,000	47.4%	2,100	272
ACE (Infrastructure)	\$-	\$-	\$-	0.0%	-	-
Gap Tuition Assistance	\$29,301	\$5,000	\$34,301	2.4%	50	10
Iowa Jobs Training (260F)	\$-	\$-	\$-	0.0%	-	-
NCRC/NAM Certification	\$-	\$-	\$-	0.0%	-	-
PACE (260H)	\$30,000	\$-	\$30,000	2.5%	-	5
Total Planned Expenses AY 2023	\$1,047,553	\$175,400			3,170	482
Percentage of Total Plan	86%	14%	100%	86%		

Southwestern Community College

AY 2023 Allocation Estimate:	\$282,528
AY 2022 Carryover:	\$-
Career Coach/Analyst Annual Subscription	\$(3,302)
Total AY 2023 WTED Fund Estimate:	\$279,226

Academic Year 2023 Plan (July 1, 2022 - June 30, 2023)	Program/ Target Areas	Non-Target Areas	Total	Percent by Program/ Target Areas	Estimated Participants	Estimated Businesses
Career Academies	\$139,613	\$-	\$139,613	50.0%	250	-
Career & Technical Education (CTE)	\$139,613	\$-	\$139,613	50.0%	187	1
Entrepreneurship/Small Business	\$-	\$-	\$-	0.0%	-	-
General Training/Retraining	\$-	\$-	\$-	0.0%	-	-
ACE (Infrastructure)	\$-	\$-	\$-	0.0%	-	-
Gap Tuition Assistance	\$-	\$-	\$-	0.0%	-	-
Iowa Jobs Training (260F)	\$-	\$-	\$-	0.0%	-	-
NCRC/NAM Certification	\$-	\$-	\$-	0.0%	-	-
PACE (260H)	\$-	\$-	\$-	0.0%	-	-
Total Planned Expenses AY 2023	\$279,226	\$-	\$279,226		437	1
Percentage of Total Plan	100%	0%	100%	100%		

Indian Hills Community College

AY 2023 Allocation Estimate:	\$764,009
AY 2022 Carryover:	\$85,076
Career Coach/Analyst Annual Subscription	\$(10,345)
Planned Carryover to 2024	\$(10,345)
Total AY 2023 WTED Fund Estimate:	\$828,395

Academic Year 2023 Plan (July 1, 2022 - June 30, 2023)	Program/ Target Areas	Non-Target Areas	Total	Percent by Program/ Target Areas	Estimated Participants	Estimated Businesses
Career Academies	\$110,000	\$-	\$110,000	13.3%	40	-
Career & Technical Education (CTE)	\$388,395	\$-	\$388,395	46.9%	300	-
Entrepreneurship/Small Business	\$35,000	\$90,000	\$125,000	4.2%	35	10
General Training/Retraining	\$190,000	\$15,000	\$205,000	22.9%	380	-
ACE (Infrastructure)	\$-	\$-	\$-	0.0%	-	-
Gap Tuition Assistance	\$-	\$-	\$-	0.0%	-	-
Iowa Jobs Training (260F)	\$-	\$-	\$-	0.0%	-	-
NCRC/NAM Certification	\$-	\$-	\$-	0.0%	-	-
PACE (260H)	\$-	\$-	\$-	0.0%	-	-
Total Planned Expenses AY 2023	\$723,395	\$105,000	\$828,395		755	10
Percentage of Total Plan	87%	13%	100%	87%		

Southeastern Community College

AY 2023 Allocation Estimate: \$462,533
 AY 2022 Carryover: \$-
 Career Coach/Analyst Annual Subscription \$(5,981)
 Total AY 2023 WTED Fund Estimate: \$456,552

Academic Year 2023 Plan (July 1, 2022 - June 30, 2023)	Program/ Target Areas	Non-Target Areas	Total	Percent by Program/ Target Areas	Estimated Participants	Estimated Businesses
Career Academies	\$6,000	\$-	\$6,000	1.3%	85	35
Career & Technical Education (CTE)	\$386,842	\$-	\$386,842	84.7%	1,700	145
Entrepreneurship/Small Business	\$23,000	\$-	\$23,000	5.0%	30	180
General Training/Retraining	\$-	\$-	\$-	0.0%	180	10
ACE (Infrastructure)	\$-	\$-	\$-	0.0%	-	-
Gap Tuition Assistance	\$-	\$-	\$-	0.0%	-	-
Iowa Jobs Training (260F)	\$40,710	\$-	\$40,710	8.9%	20	5
NCRC/NAM Certification	\$-	\$-	\$-	0.0%	-	-
PACE (260H)	\$-	\$-	\$-	0.0%	-	-
Total Planned Expenses AY 2023	\$456,552	\$-	\$456,552		2,020	375
Percentage of Total Plan	100%	0%	100%	100%		



COMMUNITY COLLEGES & WORKFORCE PREPARATION

PROSPERITY THROUGH EDUCATION

The Division of Community Colleges and Workforce Preparation within the Iowa Department of Education administers a variety of diverse programs that enhance Iowa's educational system and help to prepare a skilled and knowledgeable workforce. Divided between two bureaus — the Bureau of Community Colleges and the Bureau of Career and Technical Education — the Division is committed to providing and supporting opportunities for lifelong learning. In addition to working with Iowa's 15 public community colleges on state accreditation, program approval, equity review, and data reporting, guidance is also provided in the areas of career and technical education, workforce training and economic development, adult education and literacy, military education, the state mandated OWI education program, the GAP Tuition and PACE programs and Senior Year Plus.