

# TUITION & FEES REPORT

## 2014-2015



**COMMUNITY COLLEGES**

<https://www.educateiowa.gov/adult-career-community-college/publications>

## Helping Communities Meet the Learning Needs of all Their Children and Adults

Iowa Department of Education  
Division of Community Colleges  
Grimes State Office Building  
Des Moines, Iowa  
50319-0146  
Phone: 515-281-8260  
Fax: 515-242-5988  
www.educateiowa.gov

Jeremy Varner  
Administrator  
515-281-8260  
jeremy.varner@iowa.gov

Kent Farver, CPA  
Bureau Chief  
515-281-0319  
kent.farver@iowa.gov

Monte Burroughs  
Consultant  
515-281-3753  
monte.burroughs@iowa.gov

**Published:**  
September 2014

State of Iowa  
Department of Education  
Grimes State Office Building  
400 E. 14th Street  
Des Moines, Iowa 50319-0146

### State Board of Education

Charles C. Edwards, Jr., President, Des Moines  
Michael L. Knedler, Vice President, Council Bluffs  
Brooke Axiotis, Des Moines  
Michael Bearden, Gladbrook  
Diane Crookham-Johnson, Oskaloosa  
Angela English, Dyersville  
Rosie Hussey, Clear Lake  
Mike May, Spirit Lake  
Mary Ellen Miller, Wayne County  
Hannah Rens, Student Member, Sioux City

### Administration

Brad A. Buck, Director

### Division of Community Colleges

Jeremy Varner, Administrator

### Bureau of Community Colleges

Kent Farver, CPA, Bureau Chief  
Monte Burroughs, Consultant



---

It is the policy of the Iowa Department of Education not to discriminate on the basis of race, creed, color, sexual orientation, gender identity, national origin, sex, disability, religion, age, political party affiliation, or actual or potential parental, family or marital status in its programs, activities, or employment practices as required by the Iowa Code sections 216.9 and 256.10(2), Titles VI and VII of the Civil Rights Act of 1964 (42 U.S.C. § 2000d and 2000e), the Equal Pay Act of 1973 (29 U.S.C. § 206, et seq.), Title IX (Educational Amendments, 20 U.S.C. §§ 1681 – 1688), Section 504 (Rehabilitation Act of 1973, 29 U.S.C. § 794), and the Americans with Disabilities Act (42 U.S.C. § 12101, et seq.). If you have questions or complaints related to compliance with this policy by the Iowa Department of Education, please contact the legal counsel for the Iowa Department of Education, Grimes State Office Building, 400 E. 14<sup>th</sup> Street, Des Moines, IA 50319-0146, telephone number: 515-281-5295, or the Director of the Office for Civil Rights, U.S. Department of Education, Citigroup Center, 500 W. Madison Street, Suite 1475, Chicago, IL 60661-4544, telephone number: 312-730-1560, FAX number: 312-730-1576, TDD number: 877-521-2172, email: OCR.Chicago@ed.gov.

## Executive Summary

- Average total in-state cost of enrollment for a full-time student enrolled in Iowa's community colleges will be \$157.78 per semester hour in fiscal year 2015, up 2.9 percent from last year.
  - ◆ Average in-state tuition for a full-time student enrolled in Iowa's community colleges will be \$145.36 per semester hour in fiscal year 2015, up 3.2 percent from last year.
  - ◆ Average mandatory fees will be \$12.42 per semester hour in fiscal year 2015, up 7.4 percent from last year. Five community colleges do not charge students general fees.
- Provisional data from the Integrated Postsecondary Education Data System (IPEDS) suggest that average total enrollment costs per semester hour during FY 2013 were higher among community colleges in Illinois, Minnesota, and South Dakota than corresponding costs in Iowa.
  - ◆ Iowa ranked 44th in average total enrollment costs.
  - ◆ By comparison, California, with the lowest average total enrollment costs, ranked first.
- IPEDS data suggest average total enrollment cost per semester hour at Iowa's community colleges was about 14 percent lower than the regional average (\$171.34 per semester hour) in FY 2013.
- In fiscal year 2015, average tuition of Iowa's community college will be almost 42 percent lower than average tuition at Iowa's public universities.
- In fiscal year 2013, tuition and fees accounted for over 55 percent of community colleges' unrestricted operating revenue.
  - ◆ This percentage has gradually increased since 2004 from just over 46 percent.
  - ◆ During the same time period, state general aid has decreased from about 37 percent in 2004, to 32 percent in 2013.

## About this report

The community college tuition and fees report is prepared each fiscal year. The report includes trends in tuition and fees among Iowa's community colleges, as well as comparisons to Iowa's public universities and national comparisons.

## Table of Contents

1. Introduction	4
2. Cost of Enrollment	4
3. Revenue Sources	5
4. Comparisons	6
Appendix	14
Glossary	14
References	15

## 1. Introduction

According to Iowa Code, "Tuition for residents of Iowa shall not exceed the lowest tuition rate per semester, or the equivalent, charged by an institution of higher education under the state board of regents for a full-time resident student" [1]. For non-resident (out-of-state) students, "tuition . . . shall not be less than the marginal cost of instruction of a student attending the college" [1]. Furthermore, a community college may charge non-residents a lower tuition if an approved reciprocal tuition agreement is on file with the Iowa Department of Education [1].

Primary revenue sources for public community colleges in Iowa are local, state, and federal funds, and tuition and fees. This report discusses trends in tuition and fees among Iowa's community colleges, and compares this source of revenue to Iowa's public universities and to community college systems of surrounding states.

Institutional data for this report were collected from a survey of community college business officers. National and regional data were collected from the Integrated Postsecondary Education Data System (IPEDS) [3].

Unless noted otherwise, tuition, fees, and total cost of enrollment (TCE) are expressed as dollars per semester hour. Any calculations of extended costs assume students are residents of Iowa as defined by Iowa Code [1] and are enrolled in two semesters (fall and spring) of full-time study at 15 semester hours per term.

## 2. Cost of Enrollment

Postsecondary institutions divide their academic calendars based upon certain models. Fourteen community colleges in Iowa use the semester system whereby one semester hour equals 16 contact hours. One community college uses a quarter system, but has converted course credits from quarter hours to equivalent semester hours.

The sum of tuition and mandatory fees for an academic year defines total cost of enrollment (TCE). This cost does not include expenses such

as books, room and board, transportation, or other additional fees.

Table 1 shows year-to-year change in TCE based on an academic year of 30 semester hours. Table 2 shows TCE for in-state students by college for FY 2015. A full-time student who is a resident of Iowa would expect to pay between \$4,110 and \$5,370 during FY 2015, depending upon where the student is enrolled.

The average cost of enrollment per semester hour will increase \$4.56 for FY 2015 to \$157.78, a 3.2 percent increase from the previous year., as seen in figure 1.

### 2.1. Tuition

Over the past 10 years, the average tuition has increased from \$97.00 per semester hour in FY 2006 to \$145.36 per semester hour in FY 2015, representing an annualized increase of 4.6 percent. The difference between maximum and minimum tuition rates has widened from \$15.00 in FY 2006 to \$24.00 in FY 2015, as seen in table 3.

### 2.2. Mandatory Fees

Ten community colleges charge their students mandatory fees; five do not. Mandatory fees do not include fees applied to specific programs. In FY 2015, average mandatory fees will be \$12.42 per semester hour compared to \$11.56 per semester hour in FY 2014.

Average mandatory fees have increased from \$9.16 per semester hour in FY 2006 to \$12.42 per semester hour in FY 2015, representing an overall increase of 35.6 percent, or an annualized increase of 3.4 percent. The difference between maximum and minimum fees widened from \$22.50 in FY 2006 to \$28.00 in FY 2015. Table 4 shows a list of selected mandatory fees charged by each college.

### 2.3. Other Tuition Rates

Iowa Lakes Community College, through a reciprocity agreement approved by the Iowa Department of Education, allows residents of Minnesota pay \$166.00 per semester hour. Mandatory fees are the same as for other students.

**Table 1. Year-to-year comparison of TCE based on 30 semester hours**

College	2014			2015			Change	
	Tuition (\$)	Fees (\$)	Total (\$)	Tuition (\$)	Fees (\$)	Total (\$)	\$	%
Northeast Iowa	4,500.00	390.00	4,890.00	4,500.00	390.00	4,890.00	0.00	0.00
North Iowa Area	3,832.50	780.00	4,612.50	3,922.50	780.00	4,702.50	90.00	1.95
Iowa Lakes	4,470.00	527.40	4,997.40	4,650.00	512.50	5,162.50	165.10	3.30
Northwest Iowa	4,320.00	840.00	5,160.00	4,410.00	840.00	5,250.00	90.00	1.74
Iowa Central	4,110.00	420.00	4,530.00	4,290.00	420.00	4,710.00	180.00	3.97
Ellsworth	4,440.00	780.00	5,220.00	4,590.00	780.00	5,370.00	150.00	2.87
Marshalltown	4,440.00	780.00	5,220.00	4,590.00	780.00	5,370.00	150.00	2.87
Hawkeye	4,230.00	180.00	4,410.00	4,350.00	180.00	4,530.00	120.00	2.72
Eastern Iowa	4,020.00	0.00	4,020.00	4,110.00	0.00	4,110.00	90.00	2.24
Kirkwood	4,200.00	0.00	4,200.00	4,350.00	0.00	4,350.00	150.00	3.57
Des Moines Area	4,080.00	0.00	4,080.00	4,170.00	0.00	4,170.00	90.00	2.21
Western Iowa Tech	3,900.00	510.00	4,410.00	4,020.00	510.00	4,530.00	120.00	2.72
Iowa Western	3,960.00	420.00	4,380.00	4,140.00	420.00	4,560.00	180.00	4.11
Southwestern	4,260.00	360.00	4,620.00	4,440.00	360.00	4,800.00	180.00	3.90
Indian Hills	4,470.00	0.00	4,470.00	4,650.00	0.00	4,650.00	180.00	4.03
Southeastern	4,350.00	0.00	4,350.00	4,590.00	0.00	4,590.00	240.00	5.52
<b>Average</b>	<b>4,223.91</b>	<b>374.21</b>	<b>4,598.12</b>	<b>4360.78</b>	<b>373.28</b>	<b>4,734.06</b>	<b>135.94</b>	<b>2.96</b>
<b>Std. deviation</b>	<b>219.21</b>	<b>315.74</b>	<b>391.29</b>	<b>233.02</b>	<b>315.28</b>	<b>390.33</b>	<b>56.25</b>	<b>1.26</b>

International students who attend Kirkwood Community College pay \$290.00 per semester hour for tuition. Mandatory fees are the same as for other students.

#### 2.4. Online Tuition

State policy allows community colleges to establish separate tuition rates for distance education courses that are delivered through a consortium agreement approved by the department. The Iowa Community College Online Consortium (ICCO) sets tuition and fees for online courses on behalf of its seven members. Community colleges that do not participate in the consortium set their own tuition and fees for online courses. Online tuition and fees by college are displayed in table 5.

### 3. Revenue Sources

Table 6 highlights the major sources of revenue for Iowa's community colleges adjusted for inflation. Tuition and fees are the largest share of general operating fund revenues. During FY 2013, tuition and fees accounted for 55.5 percent of total revenues. During FY 2004, state, local, and federal funds accounted for 45.5 percent of general operating revenue. By FY 2013, this percentage had dropped to 38.8 percent. Between FY 2004 and FY 2013 state support fell from 36.6 percent to 32.1 percent. During this same period, local funding also dropped from 5.5 percent to 5.0 percent. Figure 2 shows how tuition and fees have risen since 1980 to offset decreased funding from other sources.

**Table 2. Tuition and fees per semester hour by college**

College	Tuition (\$)		Fees (\$)	Total Cost (\$)	
	In-state	Out-state		In-state	Out-state
Northeast Iowa	150.00	150.00	13.00	163.00	163.00
North Iowa Area	130.75	196.13	26.00	156.75	222.13
Iowa Lakes	155.00	166.00	16.75	171.75	182.75
Northwest Iowa	147.00	160.00	28.00	175.00	188.00
Iowa Central	143.00	214.50	14.00	157.00	228.50
Iowa Valley (Ellsworth)	153.00	185.00	26.00	179.00	211.00
Iowa Valley (Marshalltown)	153.00	163.00	26.00	179.00	189.00
Hawkeye	145.00	170.00	6.00	151.00	176.00
Eastern Iowa	137.00	204.00	0.00	137.00	204.00
Kirkwood <sup>a</sup>	145.00	175.00 <sup>a</sup>	0.00	145.00	175.00
Des Moines Area	139.00	278.00	0.00	139.00	278.00
Western Iowa Tech	134.00	135.00	17.00	151.00	152.00
Iowa Western	138.00	143.00	14.00	152.00	157.00
Southwestern	148.00	155.00	12.00	160.00	167.00
Indian Hills	155.00	232.50	0.00	155.00	232.50
Southeastern	153.00	158.00	0.00	153.00	158.00
<i>Minimum</i>	<i>130.75</i>	<i>135.00</i>	<i>0.00</i>	<i>137.00</i>	<i>152.00</i>
<i>Average</i>	<i>145.36</i>	<i>180.32</i>	<i>12.42</i>	<i>157.78</i>	<i>192.74</i>
<i>Maximum</i>	<i>155.00</i>	<i>278.00</i>	<i>28.00</i>	<i>179.00</i>	<i>278.00</i>

<sup>a</sup> Tuition for international students is \$290.00 per semester hour.

## 4. Comparisons

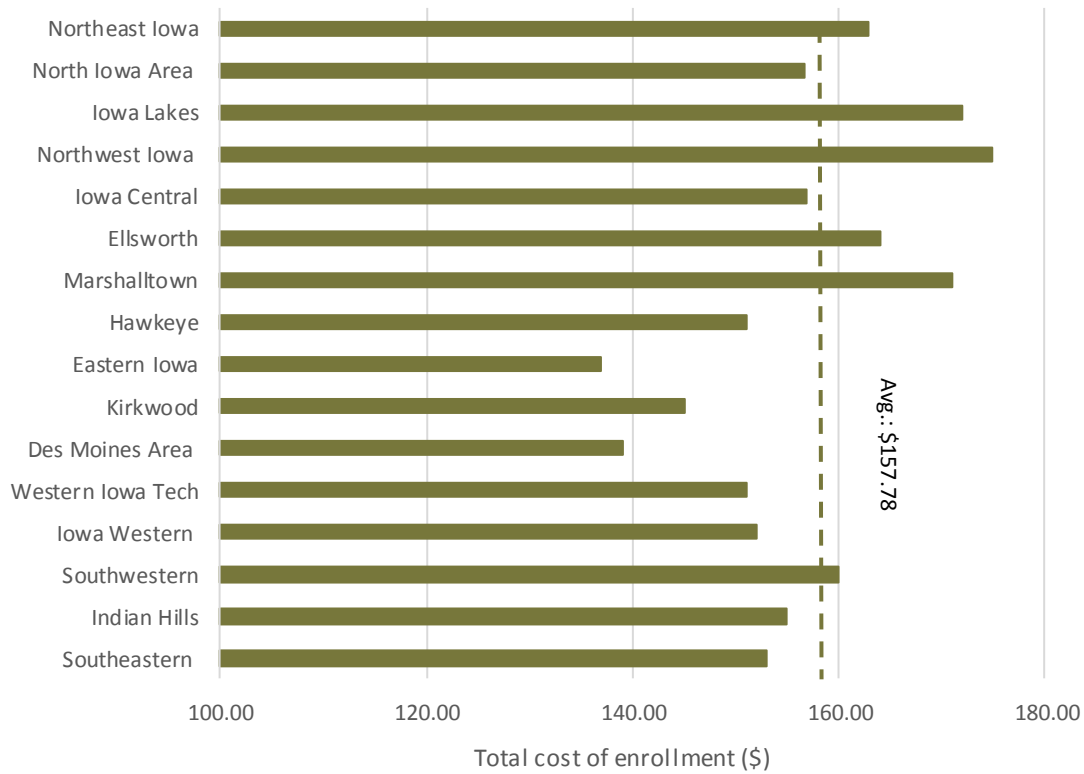
Comparisons in sections 4.1 and 4.2 were based upon provisional data collected from IPEDS [3] through FY 2013. IPEDS reports tuition and fees for an academic year, assuming 30 semester hours per year. For reporting purposes in section 4.2, raw data collected from IPEDS were converted to cost per semester hour. Data for section 4.3 were collected from a survey of community college business officers and from tables of tuition and fees published on Iowa's public universities' respective web sites.

### 4.1. National

Figure 3 shows how TCE varies among the states. From FY 2009 to FY 2013, average TCE at Iowa's community colleges increased 19.4 percent while the national average increased 23.1 percent, representing annualized increases of 4.5 percent and 5.3 percent respectively. By comparison, annualized rate of inflation during this period was 2.1 percent.

No clear pattern emerges concerning TCE by state, although average TCE in Southern and Southwestern states tended to be lower than the

**Figure 1. TCE (\$) per semester hour by community college**



national average (\$122.35 per semester hour). According to data from IPEDS, average TCE among Iowa's community colleges (\$147.18 per semester hour) was \$24.83 per semester hour (20.3 percent) higher than the national average.

**4.2. Regional**

Average tuition and fees, based upon in-state rates, were collected from data sets available through IPEDS. As table 7 shows, total costs of enrollment per semester hour were higher in Illinois, Minnesota, and South Dakota for FY 2013 than corresponding costs in Iowa.

Data from IPEDS suggest average TCE at Iowa's community colleges (\$147.18 per semester hour) was 15 percent lower than the regional average (\$173.09 per semester hour) in FY 2013. Nebraska had the lowest average TCE within the region (\$102.22 per semester hour). From FY 2012 to FY 2013, average TCE increased 3.5 percent in Iowa. By comparison, the rate of inflation for this time period was 2.3 percent [6].

Average TCE increased 4.8 percent in Kansas, 4.7 percent in Illinois, and 4.3 percent in Wisconsin. Average TCE in South Dakota declined 5.1 percent. Figure 4 shows year-to-year percentage change by state within the region.

**Table 3. Tuition and fees since 2006**

FY	Tuition (\$)			Fees (\$)		
	Low	High	Avg	Low	High	Avg
2006	90.00	105.00	97.00	0.00	22.50	9.16
2007	96.00	110.00	102.00	0.00	22.50	9.20
2008	100.00	115.00	107.00	0.00	23.50	9.75
2009	104.00	122.00	112.00	0.00	25.00	9.36
2010	110.00	130.00	119.00	0.00	26.00	9.88
2011	116.00	137.00	125.00	0.00	26.00	10.13
2012	124.00	145.00	132.00	0.00	28.00	11.30
2013	125.00	150.00	137.00	0.00	28.00	11.32
2014	128.00	150.00	140.00	0.00	28.00	11.56
2015	131.00	155.00	145.00	0.00	28.00	11.38

### 4.3 Institutional

Table 8 compares average total in-state costs of enrollment at Iowa's community colleges to corresponding rates at Iowa's public universities. By law, tuition at Iowa community colleges cannot exceed the minimum tuition at the public universities [1]. In 2015, average annual TCE per

semester hour at Iowa community colleges (\$157.78) will be 41.1 percent lower than corresponding costs at Iowa's public universities (\$267.87).

Figure 5 depicts cumulative rate of change for total enrollment costs from FY 2011 to the present. Total costs at public post-secondary institutions in Iowa rose at rates faster than inflation.



**Table 4. Mandatory fees (\$) per semester hour by college for FY 2015**

Community College	Description	Amount
Northeast Iowa	General	13.00
North Iowa Area	Total fees	26.00
	Material/Lab/Supplies	(12.00)
	Student activities	(4.00)
	Technology	(10.00)
Iowa Lakes	Basic activity	10.00
	Total other fees	16.75
	Activity	(2.25)
	General	(5.50)
	Noel Levitz/LSA	(0.25)
	Processing	(0.75)
	Technology	(8.00)
Northwest Iowa	Total fees	28.00
	Course	(10.00)
	Student	(10.00)
	Technology	(8.00)
Iowa Central	Student	14.00
Iowa Valley	Total fees	26.00
	Facility	(2.00)
	Materials/Technology	(17.00)
	Student	(7.00)
Hawkeye	Total fees	6.00
	Student activity	(2.00)
	Computer	(4.00)
Western Iowa Tech	Total fees	17.00
	Matriculation	(8.00)
	Technology	(9.00)
Iowa Western	College service	14.00
Southwestern	Service/Technology	12.00

*Note:* Des Moines Area, Eastern Iowa, Indian Hills, Kirkwood, and Southeastern have no mandatory fees.

**Table 5. Online tuition (\$) per semester hour by community college**

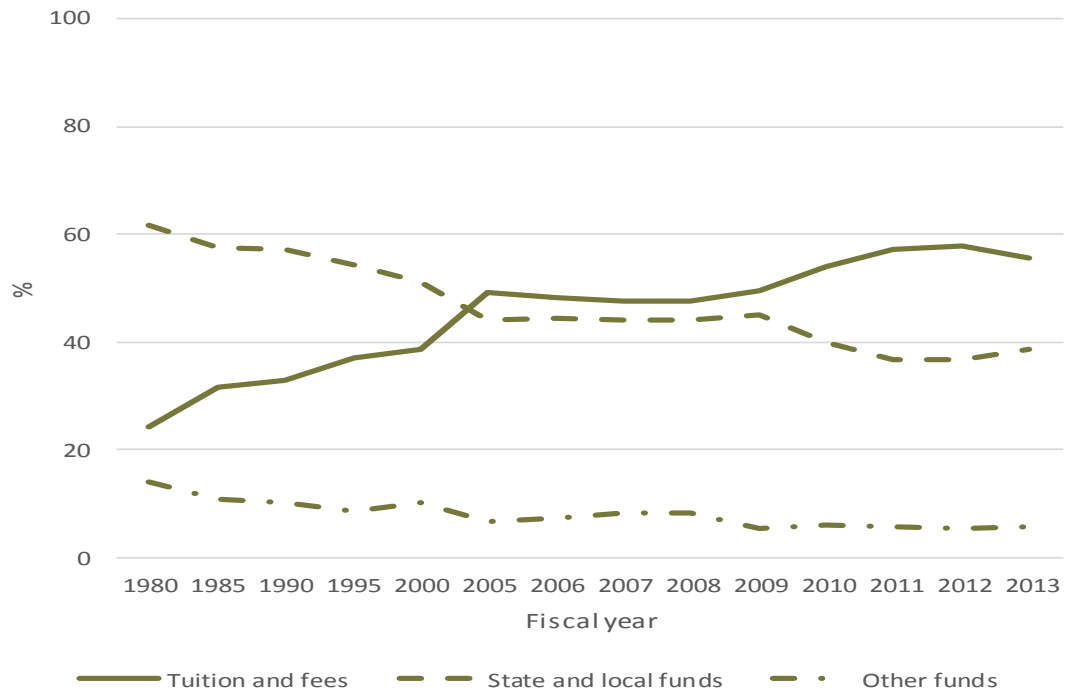
College	Tuition (\$)
Northeast Iowa	
North Iowa Area <sup>a</sup>	157.00
Iowa Lakes <sup>a</sup>	157.00
Northwest Iowa <sup>a</sup>	157.00
Iowa Central	
Iowa Valley	
Hawkeye	
Eastern Iowa <sup>a</sup>	157.00
Kirkwood	140.00
Des Moines Area	
Western Iowa Tech <sup>a</sup>	157.00
Iowa Western	
Southwestern <sup>a</sup>	157.00
Indian Hills	
Southeastern <sup>a</sup>	157.00

Note: Rates are per semester hour.

<sup>a</sup> Member of Iowa Community College Online Consortium.

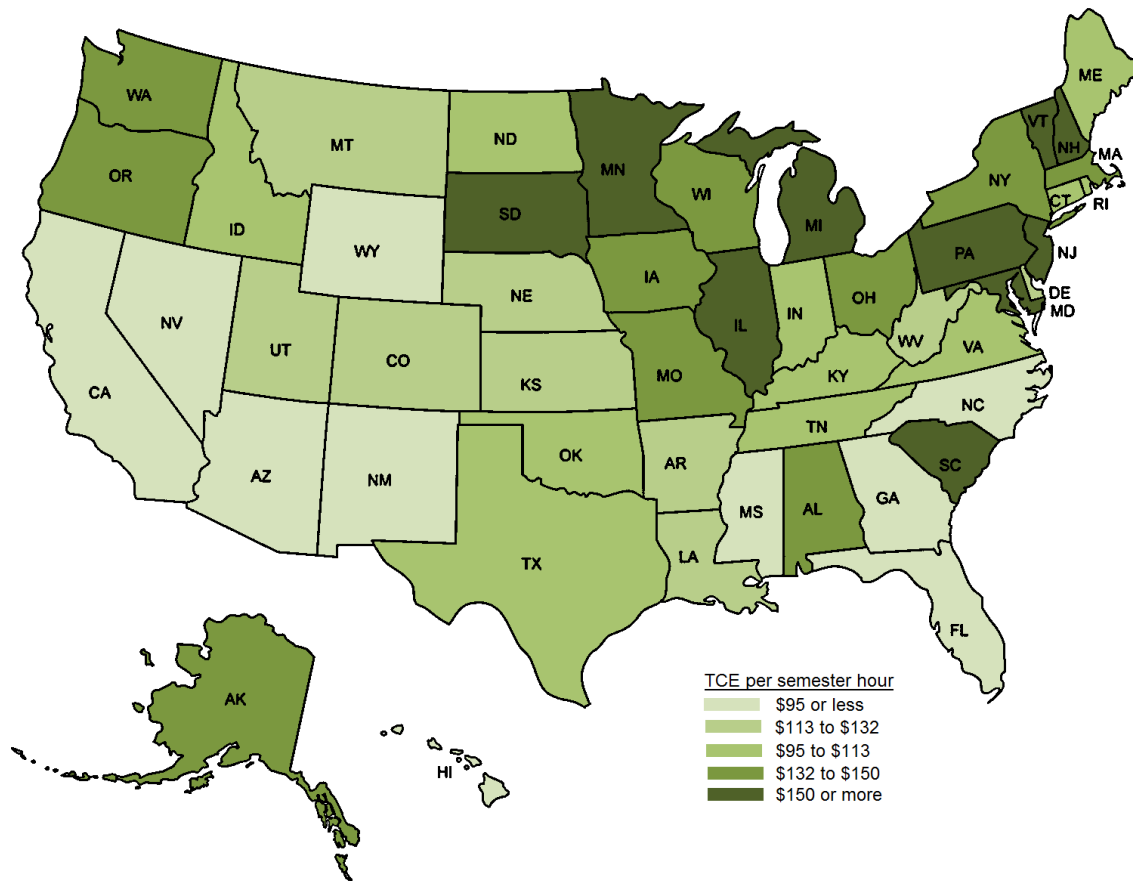
**Table 6. Trends in revenue sources since 2004**

FY	Total (\$)	Source (%)				
		Tuition & fees	Local	State	Federal	Other
2004	418,843,550	46.31	5.50	36.58	3.43	8.18
2005	419,827,590	49.27	5.12	35.87	3.18	6.56
2006	424,263,439	48.19	4.96	36.42	3.00	7.42
2007	435,577,070	47.51	4.91	36.54	2.74	8.31
2008	458,018,863	47.45	4.71	36.98	2.52	8.33
2009	463,231,703	49.62	4.84	37.71	2.50	5.34
2010	469,431,579	53.98	4.67	28.62	6.72	6.01
2011	489,008,514	57.28	4.72	29.47	2.69	5.85
2012	499,334,570	57.79	4.86	30.08	1.86	5.40

**Figure 2. Sources of total revenue (%) since 1980****Table 7. Regional average TCE (\$) per semester hour by state**

State	FY 2011	FY 2012	FY 2013	FY 2014
IA	130.08	137.19	142.11	147.54
IL	231.06	236.96	241.42	253.73
KS	94.09	100.05	107.1	110.93
MN	164.34	171.52	177.33	178.13
MO	115.16	122.64	127.71	133.84
NE	95.55	97.4	100.7	102.22
SD	138.43	148.76	153.48	147.87
WI	119.73	124.66	131.27	136.82

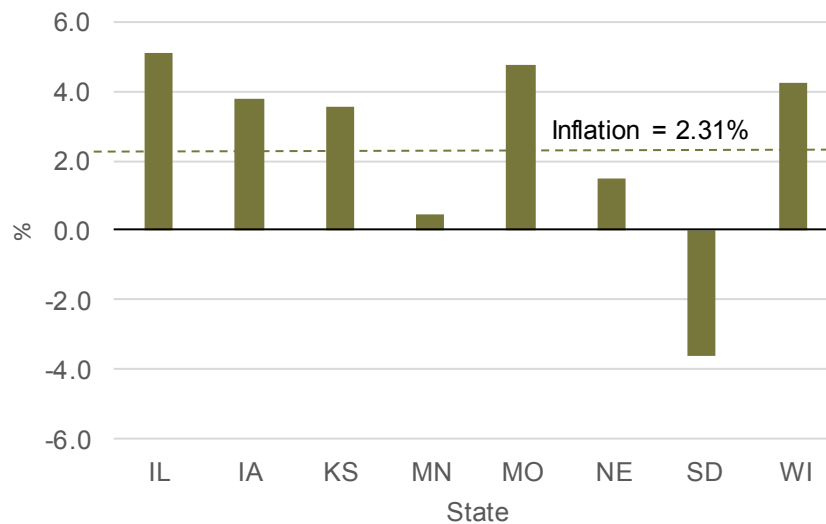
**Figure 3. Average TCE by state for FY 2013**



Source: [4]

Note: Alaska and Hawaii are not drawn to scale.

**Figure 4. One-year regional changes (%) in TCE**



**Table 8. Average TCE (\$) of Iowa community colleges and public universities since 2011**

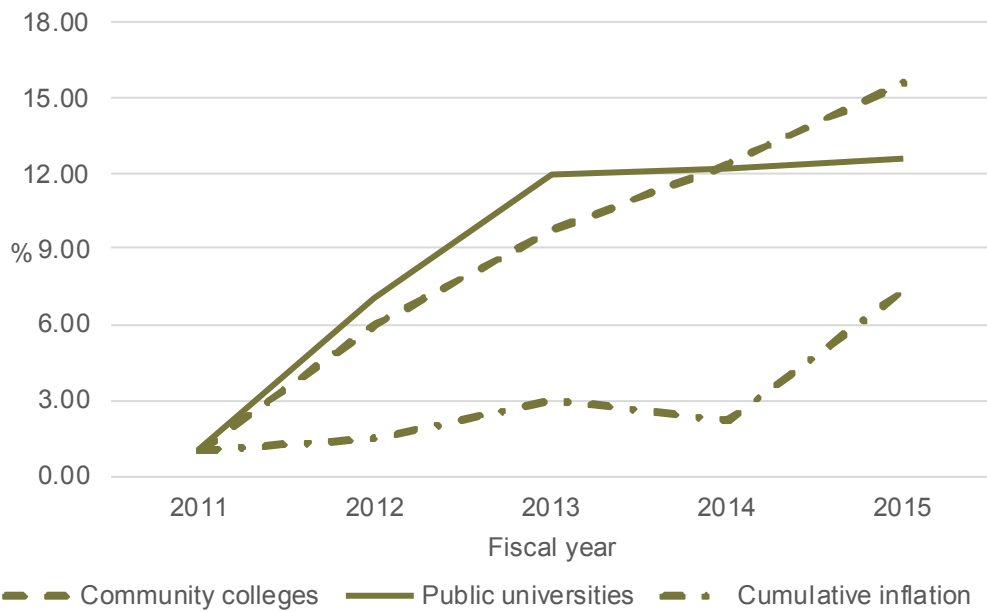
FY	Community colleges <sup>a</sup>	Public universities <sup>b</sup>
2011	135.13	238.03
2012	143.30	254.53
2013	148.33	266.30
2014	151.90	266.90
2015	156.23	267.87

Sources: [2] [4] [5]

<sup>a</sup> Costs are based upon average enrollment costs among Iowa's community colleges.

<sup>b</sup> Costs are based upon average enrollment costs among Iowa's public universities.

**Figure 5. Cumulative rate of change in TCE versus inflation**



## Appendix

The Iowa Department of Education has approved a request by Iowa Lakes Community College to proceed with fiscal year 2015 tuition rate of \$166.00 per credit hour for Minnesota residents. The department has also approved a partnership agreement for the Iowa Community College Online Consortium (ICCO) to charge an online tuition rate of \$157.00 per credit hour.

## Glossary

**contact hour** Fifty (50) minutes of interaction between an instructor and student in a scheduled course for which the student is registered.

**fiscal year** A twelve-month span of time, beginning July 1 and ending June 30 the following year. For example, fiscal year 2002 began July 1, 2001, and ended June 30, 2002.

**full-time** The status of being enrolled in 12 or more semester hours, or the equivalent (for example, 18 or more quarter hours).

**in-state student** A student classified for tuition purposes as a resident of Iowa.

**quarter hour** A unit of measure used by institutions on the quarter system that is equal to two-thirds of a semester hour. For example, three quarter hours equal two semester hours.

**quarter system** An academic year divided into four academic terms (fall, winter, spring, and summer) of approximately 10 weeks each.

**resident** A person who "is domiciled in this state [Iowa], or has resided in this state for at least one year or sufficient time to have filed an Iowa tax return in the preceding twelve months" [1].

**semester system** An academic year divided into two half-year academic terms (fall and spring) of approximately 16 weeks each, with an optional summer term.

**semester hour** A unit of measure used by institutions on the semester system that is equal to 16 contact hours-one contact hour per week for 16 weeks-or the equivalent.

**total cost of enrollment (TCE)** the sum of tuition and mandatory fees for an academic year.

## References

- [1] Iowa Code §260C.14 §§2 (2014).
- [2] Iowa State University. Tuition & fees. Data set, 2014. Retrieved July 17, 2014 from <http://www.registrar.iastate.edu/fees>.
- [3] IPEDS. IPEDS Data Center. Retrieved from <http://nces.ed.gov/ipeds/datacenter/login.aspx>, August 6, 2014.
- [4] University of Iowa. Tuition and fee tables. Data set, 2014. Retrieved July 17, 2014 from <http://www.registrar.uiowa.edu/TuitionandFees/TuitionandFeeTables/PreviousSessions/Tabid/140Default.aspx>.
- [5] University of Northern Iowa. Tuition and fees. Data set, 2014. Retrieved July 17, 2014 from <http://www.uni.edu/tuition/>.
- [6] U.S. Inflation Calculator. Historical inflation rates: 1913-2014. Retrieved from <http://www.usinflationcalculator.com/>. Interactive database.



# COMMUNITY COLLEGES

<https://www.educateiowa.gov/adult-career-community-college/publications>