

**2005-2006 Academic Year
Iowa Community Colleges
Tuition and Fees Report**



Iowa Department of Education

Date of Issuance: August 2005

Revised November 2005

State of Iowa
Department of Education
Grimes State Office Building
Des Moines, Iowa
50319-0146

State Board of Education

Gene E. Vincent, Carroll, President
Sally J. Frudden, Charles City, Vice President
Charles C. Edwards, Jr., Des Moines
Sister Jude Fitzpatrick, West Des Moines
Rosie Hussey, Mason City
Wayne Kobberdahl, Council Bluffs
Gregory D. McClain, Cedar Falls
Mary Jean Montgomery, Spencer
Max Phillips, Woodward
Tara Richards, Indianola (Student Member)

Administration

Judy A. Jeffrey, Director and Executive Officer
of the State Board of Education
Gail Sullivan, Chief of Staff

Division of Community Colleges and Workforce Preparation

Janice Nahra Friedel, Ph.D., Administrator

Beverly Bunker, Bureau Chief

Michelle Wendel, CPA, Consultant

Web Site

Iowa Department of Education – <http://www.iowa.gov/educate>

It is the policy of the Iowa Department of Education not to discriminate on the basis of race, color, national origin, gender, disability, religion, creed, age or marital status in its programs or employment practices. If you have questions or grievances related to this policy, please contact the Legal Consultant, Department of Education, Grimes State Office Building, Des Moines, Iowa 50319-0146, 515/281-5295.

Executive Summary

The community college tuition and fees report is prepared each year. The report includes trends among the fifteen community colleges as well as comparisons to the Iowa regents institutions and national comparisons.

The following report provides tuition and fee costs and related information. Some findings include the following:

- The average annual full-time Iowa Community College tuition increased \$1,272 or 77.37% from fiscal year 1997 to fiscal year 2006.
- The average annual full-time Iowa Community College tuition for academic year 2005-2006 increased \$162 (5.89%) to \$2,916 from the previous year.
- The difference in annual tuition cost among Iowa Community Colleges decreased from \$600.00 in 1997 to \$450.00 in 2006.
- Over the past seven years, the average per credit hour fee* rate has increased \$106.07.
- In fiscal year 2006, the average total fees* charged a full-time student (15 credit hours) is \$412.15.
- The average tuition and fees* per credit hour for fiscal year 2006 totaled \$106.36.
- Fees* can be a substantial part of the cost at a community college. The total cost of fees* range from community colleges that do not charge fees* separately to a high fee charge of \$675.00. Average fees* charged equaled \$412.15 or 12.38% of the average tuition and fees* charged.
- In 1980, tuition and fees generated 24.39% of the total operating funds of Iowa Community Colleges. In fiscal year 2005, 49.27% of the total operating funds of Iowa Community Colleges was generated through tuition and fees.
- *The Chronicle of Higher Education Almanac Issue 2005-2006* cites Iowa Community College average tuition at 60.84% above the national average.
- Iowa ranks 3rd highest in tuition when compared to the surrounding states of South Dakota, Minnesota, Wisconsin, Illinois, Missouri, Nebraska, and Kansas.
- The average community college credit hour tuition rate in fiscal year 2006 is \$97.20, ranging from a low of \$90.00 per credit hour to a high of \$105.00 per credit hour. The increase in the credit hour tuition ranges from 3.09% to 8.79%; the state average rate of increase in community college semester tuition is 5.89% over the previous year.

* Fees are calculated based on the 10 Community Colleges that charge separate fees, and not the total of all 15 Community Colleges.

**Iowa Community College Tuition and Fees Report
2005-2006 Academic Year**

TABLE OF CONTENTS

Tuition Comparison within the Iowa Community Colleges

 Table & Figure 1 Annual Iowa Community College Full-Time Resident Tuition Page 1

 Table & Figure 2 Fall Resident Tuition Per Credit Hour Page 2

Fees Comparison within the Iowa Community Colleges

 Table & Figure 3 Annual Iowa Community College Full-Time Fees..... Page 3

Tuition and Fees Comparison within the Iowa Community Colleges

 Figure 4 Resident Tuition and Fees Per Credit Hour
 as Calculated by the Iowa Department of Education Page 4

Tuition as a Revenue Source for Iowa Community Colleges

 Table 4 General Operating Fund Revenues by Source by
 Iowa Community College.....Page 5

 Table 5 General Operating Fund Revenues by Source as a
 Percentage of Total RevenuesPage 5

 Figure 5 General Operating Fund Revenues by Source as a
 Percentage of Total RevenuesPage 6

National Comparison/Community College Tuition and Fees

 Table & Figure 6 National Average Community College Tuition and Fees Page 7

 Table & Figure 7 Comparison of Average Tuition and Fees with
 Surrounding States..... Page 8

Tuition Comparison of Iowa Community Colleges and Iowa Regent Institutions

 Table & Figure 8 Annual Full-Time Tuition Rates ComparisonPage 9

 Table & Figure 9 Annual Full-Time Tuition Increase in DollarsPage 10

 Table & Figure 10 Annual Full-Time Tuition Increase – Percentage Increases:
 Community Colleges vs. Regent InstitutionsPage 11

Appendix Tables

 Table A Iowa Community Colleges Resident Tuition and FeesPage 13

 Table B Iowa Community Colleges Resident per Credit Hour TuitionPage 14

 Table C Resident Tuition and Fees per Credit Hour.....Page 15

 Table D Iowa Community Colleges Non-Resident Tuition.....Page 16

 Table E Iowa Community Colleges Recurring Fees for Full-Time StudentsPage 17

 Table F Iowa Community Colleges Other FeesPage 18

 Table G Iowa Community Colleges Source of Revenues.....Page 19

Tuition Comparison within the Iowa Community Colleges

Table 1 demonstrates how the average annual tuition for Iowa Community Colleges continues to become more uniform across the state. Iowa code limits the total tuition for Iowa residents attending community colleges so as not to exceed the lowest tuition rate per semester charged by a regent institution for a full-time resident student.

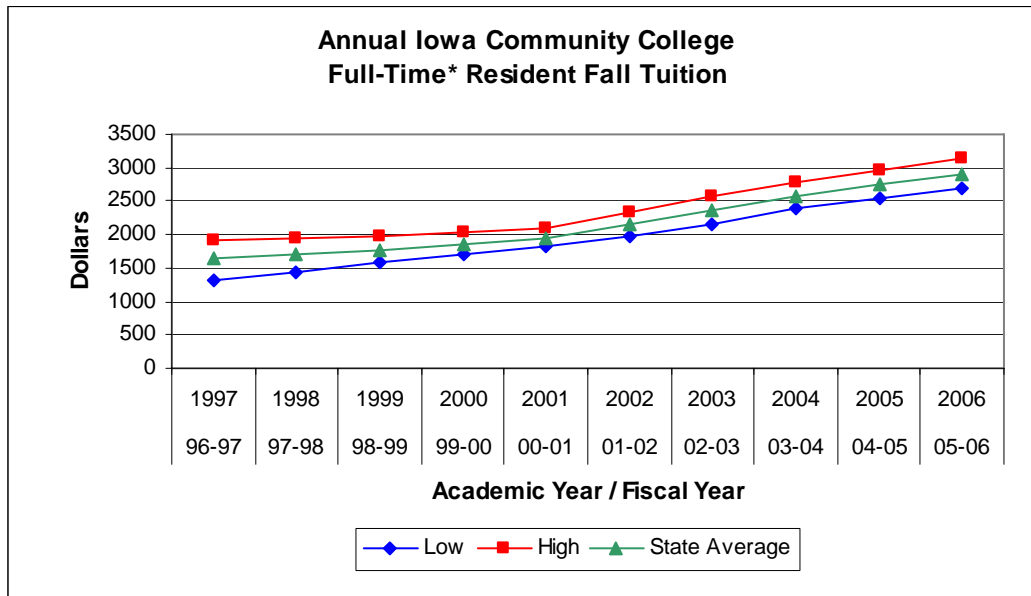
- Since 1997, the difference from the highest annual tuition to lowest annual tuition has decreased from \$600.00 in fiscal year 1997, to \$450.00 in fiscal year 2006.
- Over this period of time, the highest annual tuition increased \$1,230.00 or 64.06% while the lowest annual tuition increased \$1,380.00 or 104.55%.
- The total increase in annual full-time average tuition from fiscal year 1997 to fiscal year 2006 is \$1,272.00 or 77.37%.

Table 1: Annual Iowa Community College Full-Time* Resident Fall Tuition (Dollars)

Fiscal Year	1997	1998	1999	2000	2001	2002	2003	2004	2005	2006
Academic Year	96-97	97-98	98-99	99-00	00-01	01-02	02-03	03-04	04-05	05-06
Low	1,320	1,440	1,575	1,710	1,830	1,980	2,160	2,400	2,550	2,700
High	1,920	1,950	1,980	2,040	2,100	2,340	2,580	2,790	2,970	3,150
State Average	1,644	1,698	1,762	1,856	1,937	2,162	2,378	2,571	2,754	2,916

Source: 2004-2005 Academic Year, Iowa Community Colleges, Tuition and Fees Report, Issued August 2004, Revised November 2004; Electronic 2005-2006 tuition survey data submitted by Iowa Community Colleges and compiled by the Iowa Department of Education.

Figure 1: Annual Iowa Community College Full-Time* Resident Fall Tuition (Dollars)



Source: 2004-2005 Academic Year, Iowa Community Colleges, Tuition and Fees Report, Issued August 2004, Revised November 2004; Electronic 2005-2006 tuition survey data submitted by Iowa Community Colleges and compiled by the Iowa Department of Education.

* Based upon 15 credits per term.

Tuition Comparison within the Iowa Community Colleges (*continued*)

Table 2 reflects the same trend toward a more uniform tuition rate per credit hour.

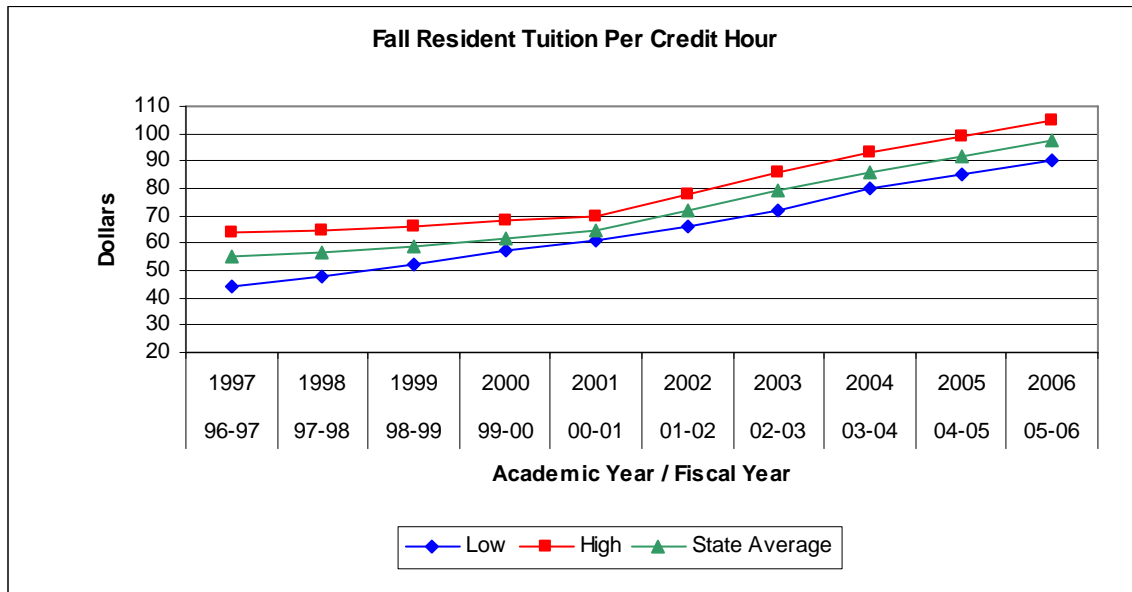
- Over the past ten years, the average per credit hour tuition rate has increased \$42.41 or 77.40%.
- The difference between the highest per credit hour rate and lowest per credit hour rate decreased from \$20.00 in fiscal year 1997 to \$15.00 in fiscal year 2006.
- In fiscal year 2006, the average per credit hour tuition is \$97.20.

Table 2: Fall Resident Tuition Per Credit Hour (Dollars)

Fiscal Year	1997	1998	1999	2000	2001	2002	2003	2004	2005	2006
Academic Year	96-97	97-98	98-99	99-00	00-01	01-02	02-03	03-04	04-05	05-06
Low	44.00	48.00	52.50	57.00	61.00	66.00	72.00	80.00	85.00	90.00
High	64.00	65.00	66.00	68.00	70.00	78.00	86.00	93.00	99.00	105.00
State Average	54.79	56.60	58.72	61.88	64.58	72.05	79.27	85.69	91.79	97.20

Source: 2004-2005 Academic Year, Iowa Community Colleges, Tuition and Fees Report, Issued August 2004, Revised November 2004; Electronic 2005-2006 tuition survey data submitted by Iowa Community Colleges and compiled by the Iowa Department of Education.

Figure 2: Fall Resident Tuition Per Credit Hour (Dollars)



Source: 2004-2005 Academic Year, Iowa Community Colleges, Tuition and Fees Report, Issued August 2004, Revised November 2004; Electronic 2005-2006 tuition survey data submitted by Iowa Community Colleges and compiled by the Iowa Department of Education.

Fees Comparison within the Iowa Community Colleges

Table 3 reflects the fees charged at each community college. Some colleges do not charge a separate fee in addition to their tuition charge. The low fee charged does not consider those colleges who do not charge separate fees. The purpose of fees charged varies from college to college. These fees are only basic fees charged and do not include any program specific fees that may be charged. See Page 17 for a listing of fees charged by college.

- Over the past seven years, the average full-time* fee rate has increased \$106.07.
- In fiscal year 2006, the average total fees charged a full-time* student is \$412.15.

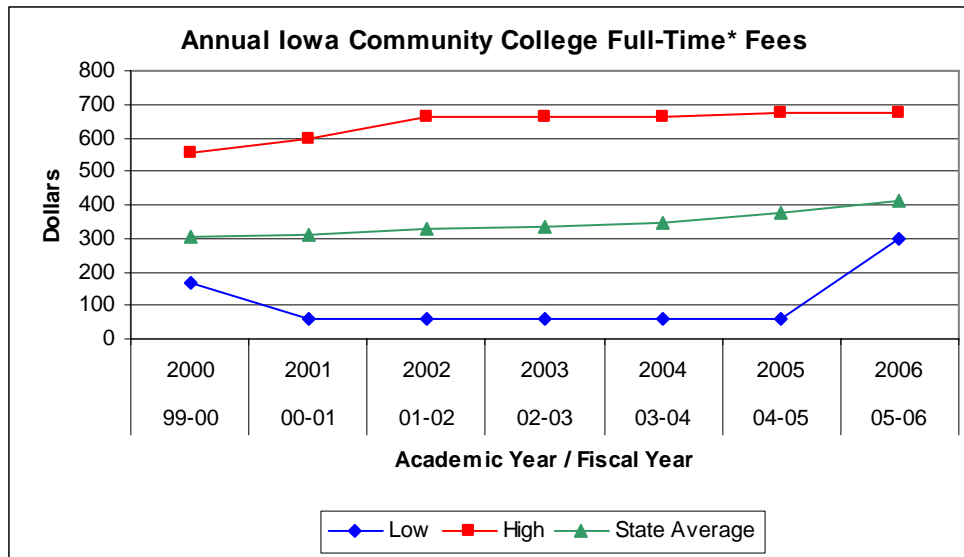
Table 3: Annual Iowa Community College Full-Time* Fees (Dollars)

Fiscal Year	2000	2001	2002	2003	2004	2005	2006
Academic Year	99-00	00-01	01-02	02-03	03-04	04-05	05-06
	(1)	(2)	(2)	(2)	(3)	(3)	(4)
Low	165.00	60.00	60.00	60.00	60.00	60.00	300.00
High	555.00	600.00	660.00	660.00	660.00	675.00	675.00
State Average	306.08	311.86	325.65	335.33	347.68	373.86	412.15

Source: 2004-2005 Academic Year, Iowa Community Colleges, Tuition and Fees Report, Issued August 2004, Revised November 2004; Electronic 2005-2006 tuition survey data submitted by Iowa Community Colleges and compiled by the Iowa Department of Education.

- (1) Kirkwood, Indian Hills, and Southeastern did not charge separate fees.
- (2) Eastern Iowa, Kirkwood, and Southeastern did not charge separate fees. Indian Hills only charges a \$20 per term (3 terms) Health fee for full-time Ottumwa campus day only.
- (3) Eastern Iowa, Kirkwood, Southeastern and Des Moines Area did not charge separate fees. Indian Hills only charges a 20 per term (3 terms) Health fee for full-time Ottumwa campus day only.
- (4) Eastern Iowa, Kirkwood, Des Moines Area, Indian Hills, and Southeastern did not charge separate fees.

Figure 3: Annual Iowa Community College Full-Time* Fees (Dollars)



Source: 2004-2005 Academic Year, Iowa Community Colleges, Tuition and Fees Report, Issued August 2004, Revised November 2004; Electronic 2005-2006 tuition survey data submitted by Iowa Community Colleges and compiled by the Iowa Department of Education.

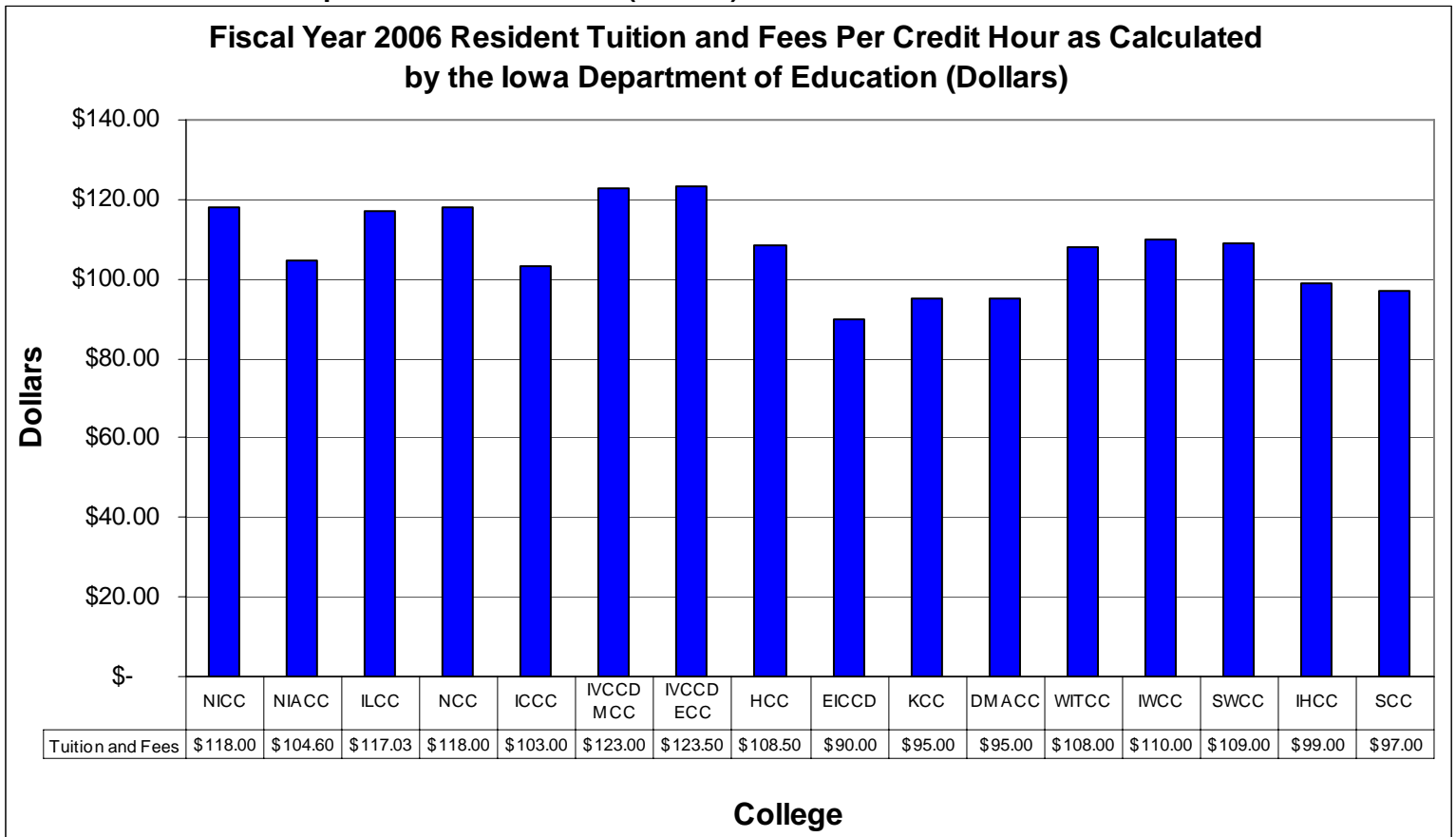
* Based on 15 Credit Hours

Tuition and Fees Comparison within the Iowa Community Colleges

Figure 4 shows the per credit hour tuition and fees charged by the individual 15 Iowa Community Colleges. See Page 15 for a listing of tuition and fees charged by college.

- The average tuition and fees charged per credit hour totaled \$106.36 for fiscal year 2006.
- The difference between the highest per credit hour rate and lowest per credit hour rate for tuition and fees is \$33.50 per credit hour for fiscal year 2006.
- Tuition and Fees per credit hour increased \$5.43 or 5.38% from fiscal year 2005 to fiscal year 2006.

Figure 4: Fiscal Year 2006 Resident Tuition and Fees Per Credit Hour as Calculated by the Iowa Department of Education (Dollars)



Source: Appendix Table A Charts for Tuition and Fees amounts.

Tuition as a Revenue Source for Iowa Community Colleges

Tables 4 and 5 reflect the major sources of revenue for the system of Iowa Community Colleges. The trend continues where the portion of Iowa Community College's general operating funds generated through tuition and fees is increasing and the portion derived from state general aid is decreasing. Other sources of revenue have remained fairly consistent.

Table 4: General Operating Fund Revenues* by Source by Iowa Community College (Dollars)

Fiscal Year	Revenue Source				
	Tuition & Fees	Local	State	Federal	Other
1980	20,770,856	10,292,235	42,168,500	9,499,673	2,442,607
1985	39,081,844	13,509,424	57,304,653	7,763,792	5,606,917
1990	59,083,307	14,795,294	87,986,508	9,647,666	8,630,027
1995	88,787,614	15,411,635	115,470,717	9,724,727	11,074,989
2000	120,842,833	18,185,022	141,577,403	10,599,091	20,713,200
2001	126,492,784	18,974,313	147,577,403	11,019,583	20,255,115
2002	143,925,326	19,633,548	137,585,680	11,533,176	18,811,715
2003	157,901,666	20,212,798	138,585,680	12,217,820	20,250,870
2004	173,303,945	20,572,952	136,890,098	12,849,913	30,614,196
2005	192,008,125	19,973,009	139,779,246	12,396,138	25,574,079

* Unrestricted portion

Source: 1980 through 2004 data taken from the 2004-2005 Academic Year, Iowa Community Colleges, Tuition and Fees Report, Issued August 2004, Revised November 2004 (source: AS-15E's, Fund 1); Annual Report Fiscal Year 2005 (AS-15E), Unrestricted General Fund, Fund 1.

Table 5: General Operating Fund Revenues* by Source as a Percentage of Total Revenues

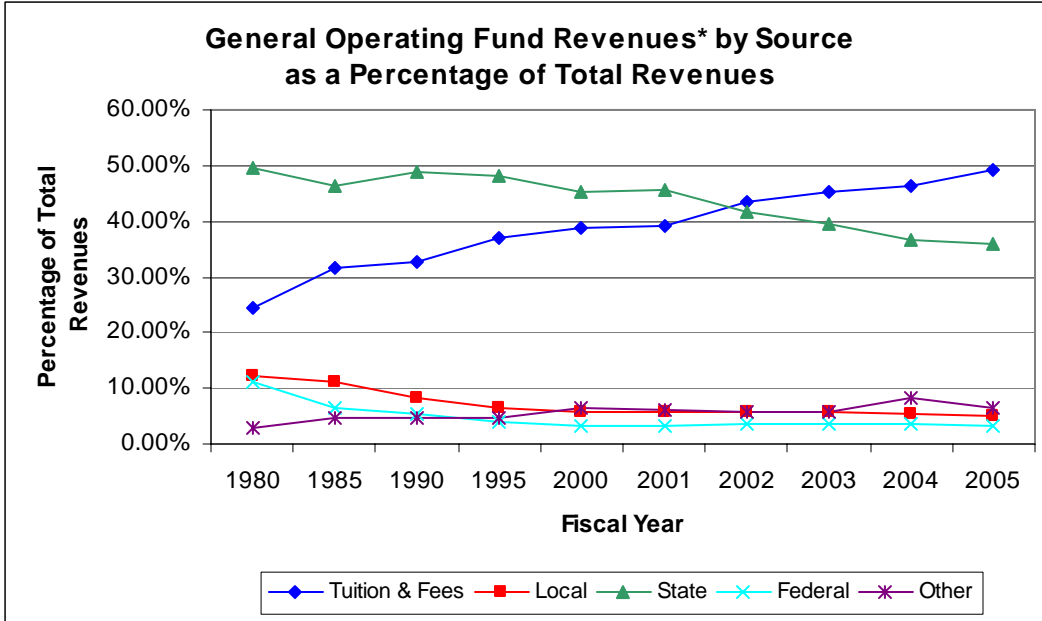
Fiscal Year	Revenue Source					Total
	Tuition & Fees	Local	State	Federal	Other	
1980	24.39%	12.08%	49.51%	11.15%	2.87%	100.00%
1985	31.71%	10.96%	46.49%	6.30%	4.55%	100.00%
1990	32.80%	8.21%	48.84%	5.36%	4.79%	100.00%
1995	36.92%	6.41%	48.02%	4.04%	4.61%	100.00%
2000	38.74%	5.83%	45.39%	3.40%	6.64%	100.00%
2001	39.00%	5.85%	45.50%	3.40%	6.25%	100.00%
2002	43.42%	5.92%	41.51%	3.48%	5.67%	100.00%
2003	45.22%	5.79%	39.69%	3.50%	5.80%	100.00%
2004	46.31%	5.50%	36.58%	3.43%	8.18%	100.00%
2005	49.27%	5.12%	35.87%	3.18%	6.56%	100.00%

* Unrestricted portion

Source: 1980 through 2004 data taken from the 2004-2005 Academic Year, Iowa Community Colleges, Tuition and Fees Report, Issued August 2004, Revised November 2004 (source: AS-15E's, Fund 1); Annual Report Fiscal Year 2005 (AS-15E), Unrestricted General Fund, Fund 1.

Tuition as a Revenue Source for Iowa Community Colleges

Figure 5: General Operating Fund Revenues* by Source as a Percentage of Total Revenues



Source: 1980 through 2004 data taken from the 2004-2005 Academic Year, Iowa Community Colleges, Tuition and Fees Report, Issued August 2004, Revised November 2004 (source: AS-15E's, Fund 1); Annual Report Fiscal Year 2005 (AS-15E), Unrestricted General Fund, Fund 1.

National Comparison/Community College Tuition and Fees

The following information uses data from *The Chronicle of Higher Education, Almanac Issue 2005-2006*. This report provides the most recent national higher education tuition data available. The information will differ from the previous section as the *Chronicle* data is based on information supplied to the U.S. Department of Education and includes student fees. Iowa Department of Education tables are based on information provided and verified by Iowa Community Colleges to the Division of Community Colleges and Workforce Preparation.

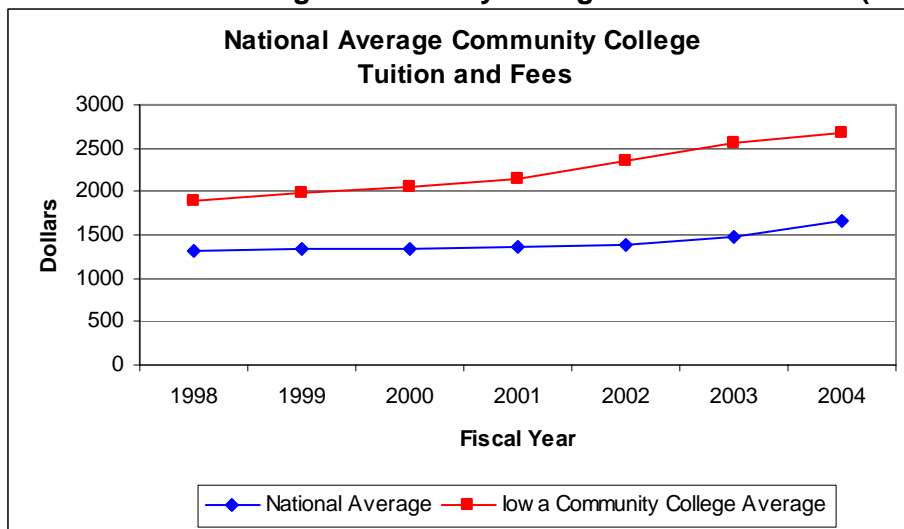
- From fiscal year 1998 to fiscal year 2004, Iowa Community College average tuition increased 42.49% while the national average increased 26.71%.
- Of the surrounding states, Iowa ranks 3 out of 8 in average tuition cost.
- Iowa Community College average tuition of \$2,686 in fiscal year 2004, is \$1,016 or 60.84% above the national average of \$1,670.

Table 6: National Average Community College Tuition and Fees (Dollars)

Fiscal Year	1998	1999	2000	2001	2002	2003	2004	\$ Difference 98-04	% Difference 98-04
National Average	1,318	1,328	1,336	1,359	1,379	1,479	1,670	352	26.71%
Iowa Community College Average	1,885	1,975	2,060	2,149	2,362	2,559	2,686	801	42.49%

Source: 2004-2005 Academic Year, Iowa Community Colleges, Tuition and Fees Report, Issued August 2004, Revised November 2004; The Chronicle of Higher Education Almanac Issue, August 2005.

Figure 6: National Average Community College Tuition and Fees (Dollars)



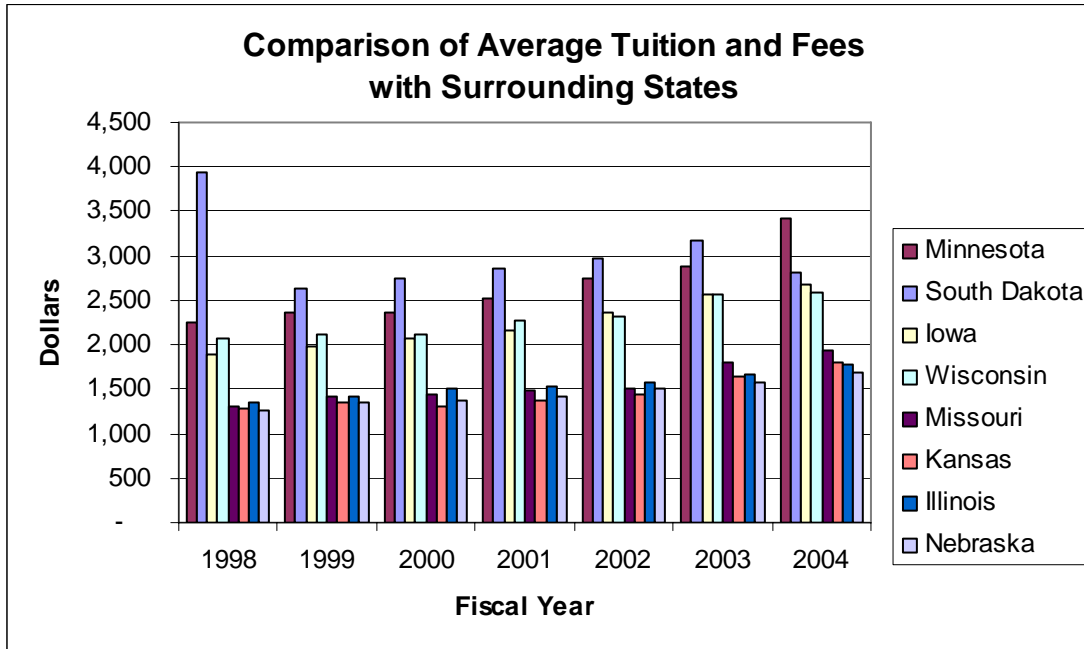
Source: 2004-2005 Academic Year, Iowa Community Colleges, Tuition and Fees Report, Issued August 2004, Revised November 2004; The Chronicle of Higher Education Almanac Issue, August 2005.

Table 7: Comparison of Average Tuition and Fees with Surrounding States (Dollars)

Fiscal Year	1998	1999	2000	2001	2002	2003	2004	\$ Difference 98-03	% Difference 98-03
Minnesota	2,245	2,365	2,359	2,512	2,746	2,880	3,414	1,169	52.07%
South Dakota	3,930	2,634	2,747	2,861	2,964	3,167	2,812	-1,118	-28.45%
Iowa	1,885	1,975	2,060	2,149	2,362	2,559	2,686	801	42.49%
Wisconsin	2,061	2,120	2,118	2,262	2,310	2,555	2,583	522	25.33%
Missouri	1,311	1,411	1,443	1,482	1,498	1,792	1,940	629	47.98%
Kansas	1,285	1,344	1,310	1,379	1,441	1,640	1,792	507	39.46%
Illinois	1,347	1,423	1,502	1,534	1,569	1,662	1,783	436	32.37%
Nebraska	1,267	1,354	1,372	1,425	1,498	1,567	1,678	411	32.44%

Source: 2004-2005 Academic Year, Iowa Community Colleges, Tuition and Fees Report, Issued August 2004, Revised November 2004; The Chronicle of Higher Education Almanac Issue, August 2005.

Figure 7: Comparison of Average Tuition and Fees with Surrounding States (Dollars)



Source: 2004-2005 Academic Year, Iowa Community Colleges, Tuition and Fees Report, Issued August 2004, Revised November 2004; The Chronicle of Higher Education Almanac Issue, August 2005..

Tuition Comparison of Iowa Community Colleges and Iowa Regent Institutions

Tables 8, 9, and 10 provide a comparison of the Iowa Community College average annual full-time resident tuition rate to the average tuition rate of Iowa Regent institutions.

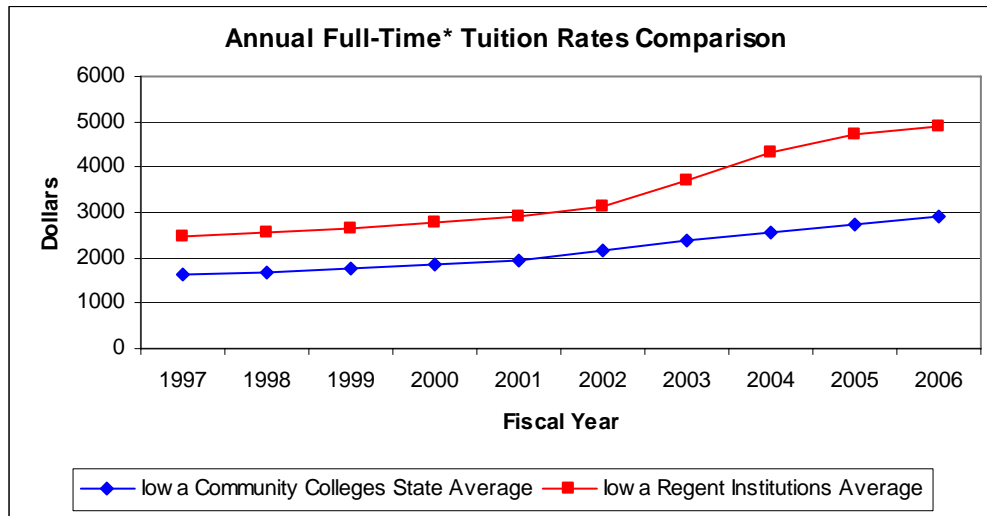
- The Iowa Regent institutions increased tuition 4.00% in fiscal year 2006. See Table 10 on Page 11 for previous year(s) information.
- Iowa Community Colleges increased tuition 5.89%. See Table 10 on Page 11 for previous year(s) information.
- In 2005-2006, the annual Regent institutions base tuition for full-time resident undergraduates at the three universities equaled \$4,890.
- Three (3) Iowa Community Colleges have tuition caps. Iowa Community College caps range from 19-26 credits per semester. (Students are not charged the per credit hour costs for taking courses above the cap)

Table 8: Annual Full-Time* Tuition Rates Comparison (Dollars)

Fiscal Year	1997	1998	1999	2000	2001	2002	2003	2004	2005	2006
Iowa Community Colleges State Average Tuition	1,644	1,698	1,762	1,856	1,937	2,162	2,378	2,571	2,754	2,916
Iowa Regent Institutions Average Tuition	2,472	2,566	2,666	2,786	2,906	3,116	3,692	4,342	4,702	4,890

Source: 2004-2005 Academic Year, Iowa Community Colleges, Tuition and Fees Report, Issued August 2004, Revised November 2004; Electronic 2005-2006 tuition survey data submitted by Iowa Community Colleges and compiled by the Iowa Department of Education; Regents information obtained via the Iowa Board of Regents web site.

Figure 8: Annual Full-Time* Tuition Rates Comparison (Dollars)



Source: 2004-2005 Academic Year, Iowa Community Colleges, Tuition and Fees Report, Issued August 2004, Revised November 2004; Electronic 2005-2006 tuition survey data submitted by Iowa Community Colleges and compiled by the Iowa Department of Education; Regents information obtained via the Iowa Board of Regents web site.

* 15 hours per semester for Iowa Community Colleges; Full-Time for Iowa Regent Institutions

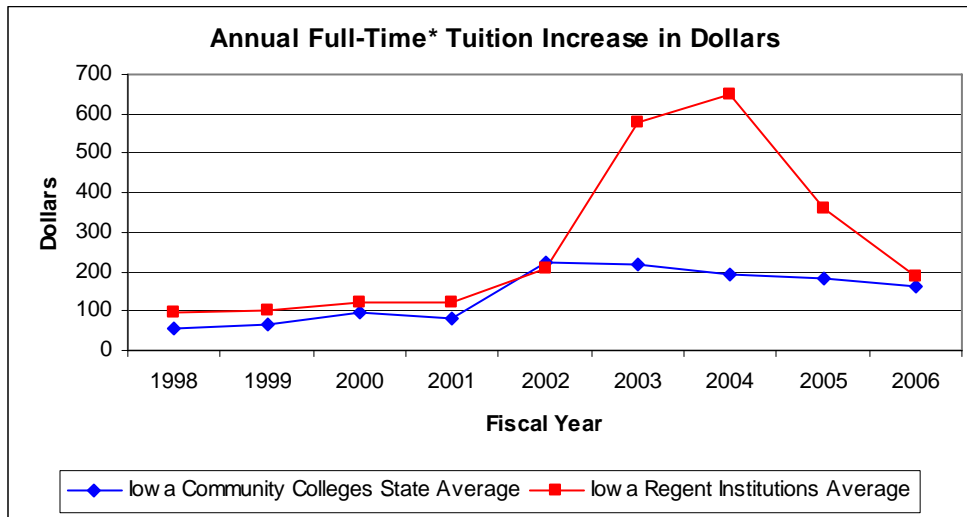
Tuition Comparison of Iowa Community Colleges and Iowa Regent Institutions (*continued*)

Table 9: Annual Full-Time* Tuition Increase (Dollars)

Fiscal Year	1998	1999	2000	2001	2002	2003	2004	2005	2006
Iowa Community College State Average	54	64	94	81	225	216	193	183	162
Iowa Regent Institutions	94	100	120	120	210	576	650	360	188

Source: 2004-2005 Academic Year, Iowa Community Colleges, Tuition and Fees Report, Issued August 2004, Revised November 2004; Electronic 2005-2006 tuition survey data submitted by Iowa Community Colleges and compiled by the Iowa Department of Education; Regents information obtained via the Iowa Board of Regents web site.

Figure 9: Annual Full-Time* Tuition Increase (Dollars)



Source: 2004-2005 Academic Year, Iowa Community Colleges, Tuition and Fees Report, Issued August 2004, Revised November 2004; Electronic 2005-2006 tuition survey data submitted by Iowa Community Colleges and compiled by the Iowa Department of Education; Regents information obtained via the Iowa Board of Regents web site.

* 15 hours per semester for Iowa Community Colleges; Full-Time for Iowa Regent Institutions

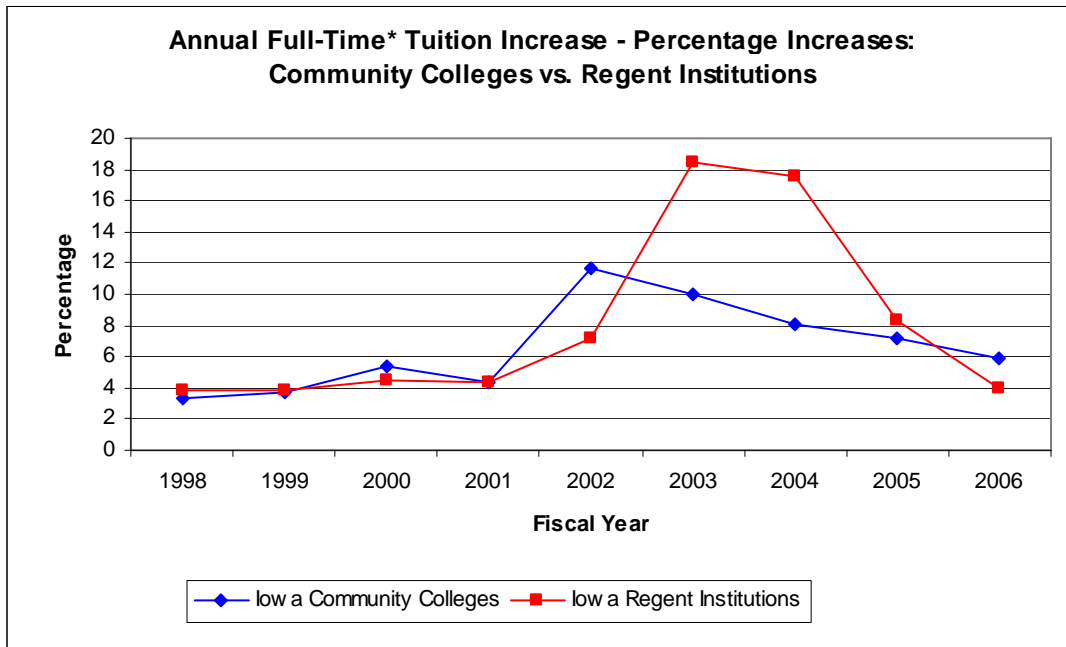
Tuition Comparison of Iowa Community Colleges and Iowa Regent Institutions (*continued*)

**Table 10: Annual Full-Time* Tuition Increase – Percentage Increases:
Community Colleges vs. Regent Institutions**

Fiscal Year	1998	1999	2000	2001	2002	2003	2004	2005	2006
Iowa Community Colleges	3.28%	3.77%	5.33%	4.36%	11.62%	10.01%	8.11%	7.12%	5.89%
Iowa Regent Institutions	3.80%	3.90%	4.50%	4.31%	7.23%	18.49%	17.61%	8.29%	4.00%

Source: 2004-2005 Academic Year, Iowa Community Colleges, Tuition and Fees Report, Issued August 2004, Revised November 2004; Electronic 2005-2006 tuition survey data submitted by Iowa Community Colleges and compiled by the Iowa Department of Education; Regents information obtained via the Iowa Board of Regents web site.

**Figure 10: Annual Full-Time* Tuition Increase – Percentage Increases:
Community Colleges vs. Regent Institutions**



Source: 2004-2005 Academic Year, Iowa Community Colleges, Tuition and Fees Report, Issued August 2004, Revised November 2004; Electronic 2005-2006 tuition survey data submitted by Iowa Community Colleges and compiled by the Iowa Department of Education; Regents information obtained via the Iowa Board of Regents web site.

* 15 hours per semester for Iowa Community Colleges; Full-Time for Iowa Regent Institutions

Appendix Tables

Table A
Iowa Community Colleges

Part A: Resident Tuition and Fees
Based on 12 Credit Hours per Term
(Arts & Sciences, Vocational)
2005-2006 Academic Year

Community College	2004-2005			2005-2006			Increases			Total % Increase
	Tuition	Fees	Total	Tuition	Fees	Total	Tuition	Fees	Total	
Northeast Iowa	\$2,376.00	\$312.00	\$2,688.00	\$2,520.00	\$312.00	\$2,832.00	\$144.00	\$0.00	\$144.00	5.36%
North Iowa Area	\$2,124.00	\$271.20	\$2,395.20	\$2,232.00	\$278.40	\$2,510.40	\$108.00	\$7.20	\$115.20	4.81%
Iowa Lakes	\$2,304.00	\$350.00	\$2,654.00	\$2,472.00	\$350.00	\$2,822.00	\$168.00	\$0.00	\$168.00	6.33%
Northwest Iowa	\$2,208.00	\$420.00	\$2,628.00	\$2,376.00	\$456.00	\$2,832.00	\$168.00	\$36.00	\$204.00	7.76%
Iowa Central	\$2,088.00	\$240.00	\$2,328.00	\$2,232.00	\$240.00	\$2,472.00	\$144.00	\$0.00	\$144.00	6.19%
Iowa Valley - MCC	\$2,280.00	\$528.00	\$2,808.00	\$2,424.00	\$528.00	\$2,952.00	\$144.00	\$0.00	\$144.00	5.13%
- ECC	\$2,280.00	\$540.00	\$2,820.00	\$2,424.00	\$540.00	\$2,964.00	\$144.00	\$0.00	\$144.00	5.11%
Hawkeye	\$2,232.00	\$240.00	\$2,472.00	\$2,352.00	\$252.00	\$2,604.00	\$120.00	\$12.00	\$132.00	5.34%
Eastern Iowa	\$2,040.00	\$0.00	\$2,040.00	\$2,160.00	\$0.00	\$2,160.00	\$120.00	\$0.00	\$120.00	5.88%
Kirkwood	\$2,136.00	\$0.00	\$2,136.00	\$2,280.00	\$0.00	\$2,280.00	\$144.00	\$0.00	\$144.00	6.74%
Des Moines Area	\$2,169.60	\$0.00	\$2,169.60	\$2,280.00	\$0.00	\$2,280.00	\$110.40	\$0.00	\$110.40	5.09%
Western Iowa Tech	\$2,160.00	\$360.00	\$2,520.00	\$2,232.00	\$360.00	\$2,592.00	\$72.00	\$0.00	\$72.00	2.86%
Iowa Western	\$2,328.00	\$240.00	\$2,568.00	\$2,400.00	\$240.00	\$2,640.00	\$72.00	\$0.00	\$72.00	2.80%
Southwestern	\$2,184.00	\$288.00	\$2,472.00	\$2,328.00	\$288.00	\$2,616.00	\$144.00	\$0.00	\$144.00	5.83%
Indian Hills (1)	\$2,184.00	\$60.00	\$2,244.00	\$2,376.00	\$0.00	\$2,376.00	\$192.00	(\$60.00)	\$132.00	5.88%
Southeastern	\$2,232.00	\$0.00	\$2,232.00	\$2,328.00	\$0.00	\$2,328.00	\$96.00	\$0.00	\$96.00	4.30%
State Average (2)	\$2,203.04	\$301.38	\$2,504.42	\$2,332.80	\$331.04	\$2,663.84	\$129.76	\$29.66	\$159.42	6.37%
Iowa Regents'	\$4,702.00	Varies	Varies	\$4,890.00	Varies	Varies	\$188.00	Varies	Varies	4.00% (3)

Source: 2004-2005 Academic Year, Iowa Community Colleges, Tuition and Fees Report, Issued August 2004, Revised November 2004; Electronic 2005-2006 tuition survey data submitted by Iowa Community Colleges and compiled by the Iowa Department of Education.

Part B: Resident Tuition and Fees
Based on 15 Credit Hours per Term
(Arts & Sciences, Vocational)
2005-2006 Academic Year

Community College	2004-2005			2005-2006			Increases			Total % Increase
	Tuition	Fees	Total	Tuition	Fees	Total	Tuition	Fees	Total	
Northeast Iowa	\$2,970.00	\$390.00	\$3,360.00	\$3,150.00	\$390.00	\$3,540.00	\$180.00	\$0.00	\$180.00	5.36%
North Iowa Area	\$2,655.00	\$339.00	\$2,994.00	\$2,790.00	\$348.00	\$3,138.00	\$135.00	\$9.00	\$144.00	4.81%
Iowa Lakes (4)	\$2,880.00	\$421.00	\$3,301.00	\$3,090.00	\$421.00	\$3,511.00	\$210.00	\$0.00	\$210.00	6.36%
Northwest Iowa	\$2,760.00	\$525.00	\$3,285.00	\$2,970.00	\$570.00	\$3,540.00	\$210.00	\$45.00	\$255.00	7.76%
Iowa Central	\$2,610.00	\$300.00	\$2,910.00	\$2,790.00	\$300.00	\$3,090.00	\$180.00	\$0.00	\$180.00	6.19%
Iowa Valley - MCC	\$2,850.00	\$660.00	\$3,510.00	\$3,030.00	\$660.00	\$3,690.00	\$180.00	\$0.00	\$180.00	5.13%
- ECC	\$2,850.00	\$675.00	\$3,525.00	\$3,030.00	\$675.00	\$3,705.00	\$180.00	\$0.00	\$180.00	5.11%
Hawkeye	\$2,790.00	\$300.00	\$3,090.00	\$2,940.00	\$315.00	\$3,255.00	\$150.00	\$15.00	\$165.00	5.34%
Eastern Iowa	\$2,550.00	\$0.00	\$2,550.00	\$2,700.00	\$0.00	\$2,700.00	\$150.00	\$0.00	\$150.00	5.88%
Kirkwood	\$2,670.00	\$0.00	\$2,670.00	\$2,850.00	\$0.00	\$2,850.00	\$180.00	\$0.00	\$180.00	6.74%
Des Moines Area	\$2,712.00	\$0.00	\$2,712.00	\$2,850.00	\$0.00	\$2,850.00	\$138.00	\$0.00	\$138.00	5.09%
Western Iowa Tech	\$2,700.00	\$450.00	\$3,150.00	\$2,790.00	\$450.00	\$3,240.00	\$90.00	\$0.00	\$90.00	2.86%
Iowa Western	\$2,910.00	\$300.00	\$3,210.00	\$3,000.00	\$300.00	\$3,300.00	\$90.00	\$0.00	\$90.00	2.80%
Southwestern	\$2,730.00	\$360.00	\$3,090.00	\$2,910.00	\$360.00	\$3,270.00	\$180.00	\$0.00	\$180.00	5.83%
Indian Hills (1)	\$2,730.00	\$60.00	\$2,790.00	\$2,970.00	\$0.00	\$2,970.00	\$240.00	(\$60.00)	\$180.00	6.45%
Southeastern	\$2,790.00	\$0.00	\$2,790.00	\$2,910.00	\$0.00	\$2,910.00	\$120.00	\$0.00	\$120.00	4.30%
State Average (2)	\$2,753.80	\$373.86	\$3,127.66	\$2,916.00	\$412.15	\$3,328.15	\$162.20	\$38.29	\$200.49	6.41%
Iowa Regents'	\$4,702.00	Varies	Varies	\$4,890.00	Varies	Varies	\$188.00	Varies	Varies	4.00% (3)

Source: 2004-2005 Academic Year, Iowa Community Colleges, Tuition and Fees Report, Issued August 2004, Revised November 2004; Electronic 2005-2006 tuition survey data submitted by Iowa Community Colleges and compiled by the Iowa Department of Education.

- (1) Semester credits for three 12 week terms. Eight credits per term equals 12 per semester. (10/term equals 15/sem.)
- (2) The calculations above were performed as follows:
 - a) Iowa Valley MCC & ECC were combined and an average was calculated for the college
 - b) All college's that charged fees were combined for a grand total of fees charged.
 - c) The total of fees charged was divided by the number of college's charging fees to arrive at a state average fee.
- (3) Tuition increase only.

Note: Not all fees charged by a college are included in the above calculations. The above calculations only include the fees charged per semester hour that apply to all students. Other fees may be charged including fees for labs and fees for special classes (correspondence, internet, etc).

**Table B
Iowa Community Colleges**

**Resident per Credit Hour Tuition
(Arts & Sciences, Vocational)
2005-2006 Academic Year**

Community College	2004-2005 Tuition Per Semester Hour	2005-2006 Tuition Per Semester Hour	Increase Per Hour From 2004-2005	2005-2006 Cap	Academic Year 2004-2005 Cap If Different	Year - 12 Hours / Semester	Year - 15 Hours / Semester	Year Tuition Max per Semester (1)	Tuition Percent Increase
Northeast Iowa	\$99.00	\$105.00	\$6.00	None		\$2,520.00	\$3,150.00	23	6.06%
North Iowa Area	\$88.50	\$93.00	\$4.50	20		\$2,232.00	\$2,790.00	\$3,720.00	5.08%
Iowa Lakes	\$96.00	\$103.00	\$7.00	None		\$2,472.00	\$3,090.00	23	7.29%
Northwest Iowa	\$92.00	\$99.00	\$7.00	None		\$2,376.00	\$2,970.00	24	7.61%
Iowa Central	\$87.00	\$93.00	\$6.00	None		\$2,232.00	\$2,790.00	26	6.90%
Iowa Valley - MCC	\$95.00	\$101.00	\$6.00	None		\$2,424.00	\$3,030.00	24	6.32%
- ECC	\$95.00	\$101.00	\$6.00	None		\$2,424.00	\$3,030.00	24	6.32%
Hawkeye	\$93.00	\$98.00	\$5.00	None		\$2,352.00	\$2,940.00	24	5.38%
Eastern Iowa	\$85.00	\$90.00	\$5.00	None		\$2,160.00	\$2,700.00	27	5.88%
Kirkwood	\$89.00	\$95.00	\$6.00	None		\$2,280.00	\$2,850.00	25	6.74%
Des Moines Area	\$90.40	\$95.00	\$4.60	None		\$2,280.00	\$2,850.00	25	5.09%
Western Iowa Tech	\$90.00	\$93.00	\$3.00	26		\$2,232.00	\$2,790.00	\$4,836.00	3.33%
Iowa Western	\$97.00	\$100.00	\$3.00	None		\$2,400.00	\$3,000.00	24	3.09%
Southwestern	\$91.00	\$97.00	\$6.00	None		\$2,328.00	\$2,910.00	25	6.59%
Indian Hills (2)	\$91.00	\$99.00	\$8.00	None		\$2,376.00	\$2,970.00	24	8.79%
Southeastern	\$93.00	\$97.00	\$4.00	A&S Voc	19	\$2,328.00	\$2,910.00	25	4.30%
								\$3,686.00	
State Average	\$91.79	\$97.20	\$5.41			\$2,332.80	\$2,916.00		5.89%
Iowa Regents' (3)	\$4,702.00	\$4,890.00	\$188.00		\$4,890.00	\$4,890.00	\$4,890.00	\$4,890.00	4.00%

Source: 2004-2005 Academic Year, Iowa Community Colleges, Tuition and Fees Report, Issued August 2004, Revised November 2004; Electronic 2005-2006 tuition survey data submitted by Iowa Community Colleges and compiled by the Iowa Department of Education.

- (1) Where there is no tuition cap, the maximum number of hours for which tuition may be charged without exceeding regents' tuition.
- (2) Semester credits for three 12 week terms. Eight credits per term equals 12 per semester. (10/term equals 15/sem)
- (3) Total base tuition for the Regents.

Table C
Iowa Community Colleges

Resident Tuition and Fees per Credit Hour
as Calculated by the Iowa Department of Education
(Arts & Sciences, Vocational)
2005-2006 Academic Year

Community College	2005-2006 Tuition for 15 Credits per Term	2005-2006 Fees for 15 Credits per Term	2005-2006 Total Tuition & Fees for 15 Credits per Term	2005-2006 Tuition & Fees Per Credit Hour
Northeast Iowa	\$3,150.00	\$390.00	\$3,540.00	\$118.00
North Iowa Area	\$2,790.00	\$348.00	\$3,138.00	\$104.60
Iowa Lakes	\$3,090.00	\$421.00	\$3,511.00	\$117.03
Northwest Iowa	\$2,970.00	\$570.00	\$3,540.00	\$118.00
Iowa Central	\$2,790.00	\$300.00	\$3,090.00	\$103.00
Iowa Valley - MCC	\$3,030.00	\$660.00	\$3,690.00	\$123.00
- ECC	\$3,030.00	\$675.00	\$3,705.00	\$123.50
Hawkeye	\$2,940.00	\$315.00	\$3,255.00	\$108.50
Eastern Iowa	\$2,700.00	\$0.00	\$2,700.00	\$90.00
Kirkwood	\$2,850.00	\$0.00	\$2,850.00	\$95.00
Des Moines Area	\$2,850.00	\$0.00	\$2,850.00	\$95.00
Western Iowa Tech	\$2,790.00	\$450.00	\$3,240.00	\$108.00
Iowa Western	\$3,000.00	\$300.00	\$3,300.00	\$110.00
Southwestern	\$2,910.00	\$360.00	\$3,270.00	\$109.00
Indian Hills	\$2,970.00	\$0.00	\$2,970.00	\$99.00
Southeastern	\$2,910.00	\$0.00	\$2,910.00	\$97.00
State Average (1)	\$2,916.00	\$412.15	\$3,190.77	\$106.36

(1) All State Averages are calculated based on 15 community colleges except the State Average Fees for 15 Credits per Term, which is calculated using only those community colleges charging fees.

Note: State Average Total Tuition and Fees for 15 Credit Hours and Tuition and Fees per Credit Hour were calculated incorrectly in the past. Last year's per credit hour charged was reported at \$104.26 and should have been \$100.93.

Source: Electronic 2005-2006 tuition survey data submitted by Iowa Community Colleges and compiled by the Iowa Department of Education.

**Table D
Iowa Community Colleges**

**Non-Resident per Credit Hour Tuition
(Arts & Sciences, Vocational, and Adult College Parallel)
2005-2006 Academic Year**

Community College	2004-2005 Tuition Per Semester Hour	2005-2006 Tuition Per Semester Hour	Increase Per Hour 2005-2006	2005-2006 Cap	Academic Year 2004-2005 Cap If Different	Year - 12 Hours / Semester	Year - 15 Hours / Semester	Tuition Percent Increase
Northeast Iowa	\$99.00	\$105.00	\$6.00	None		\$2,520.00	\$3,150.00	6.06%
North Iowa Area	\$132.75	\$139.50	\$6.75	20		\$3,348.00	\$4,185.00	5.08%
Iowa Lakes	\$98.00	\$105.00	\$7.00	None		\$2,520.00	\$3,150.00	7.14%
Northwest Iowa	\$126.00	\$148.50	\$22.50	None		\$3,564.00	\$4,455.00	17.86%
Iowa Central	\$130.50	\$139.50	\$9.00	None		\$3,348.00	\$4,185.00	6.90%
Iowa Valley - MCC	\$118.00	\$126.00	\$8.00	None		\$3,024.00	\$3,780.00	6.78%
- ECC	\$118.00	\$126.00	\$8.00	None		\$3,024.00	\$3,780.00	6.78%
Hawkeye	\$186.00	\$196.00	\$10.00	None		\$4,704.00	\$5,880.00	5.38%
Eastern Iowa	\$127.50	\$135.00	\$7.50	None		\$3,240.00	\$4,050.00	5.88%
Kirkwood	\$178.00	\$190.00	\$12.00	None		\$4,560.00	\$5,700.00	6.74%
Des Moines Area	\$180.80	\$190.00	\$9.20	None		\$4,560.00	\$5,700.00	5.09%
Western Iowa Tech	\$133.00	\$133.00	\$0.00	26		\$3,192.00	\$3,990.00	0.00%
Iowa Western	\$145.50	\$150.00	\$4.50	None		\$3,600.00	\$4,500.00	3.09%
Southwestern	\$136.50	\$142.50	\$6.00	None		\$3,420.00	\$4,275.00	4.40%
Indian Hills (1)	\$137.00	\$149.00	\$12.00	None		\$3,576.00	\$4,470.00	8.76%
Southeastern	\$105.00	\$109.00	\$4.00	A&S Voc	None 19	\$2,616.00	\$3,270.00	3.81%
State Average	\$135.57	\$143.87	\$8.30			\$3,452.80	\$4,316.00	6.12%

Source: 2004-2005 Academic Year, Iowa Community Colleges, Tuition and Fees Report, Issued August 2004, Revised November 2004; Electronic 2005-2006 tuition survey data submitted by Iowa Community Colleges and compiled by the Iowa Department of Education.

(1) Semester credits for three 12 week terms. Eight credits per term equals 12 per semester. (10/term equals 15 sem)

**Table E
Iowa Community Colleges**

**Recurring Fees for Full-Time Students
2005-2006 Academic Year**

Community College	Amount	Per	Purpose	Cap - Sem	Year	Year
					12 Credits per Term	15 Credits per Term
Northeast Iowa	\$13.00	Sem Hr.	General		\$312.00	\$390.00
North Iowa Area	\$2.80	Sem Hr.	Student Services		\$67.20	\$84.00
	\$8.80	Sem Hr.	Materials	20 Credits	\$211.20	\$264.00
					\$278.40	\$348.00
Iowa Lakes	\$0.75	Sem Hr.	Processing		\$18.00	\$22.50
	\$10.00	Term (F/T)	Base Activity		\$20.00	\$20.00
	\$2.25	Sem Hr.	Activity	\$28 / Term	\$54.00	\$56.00
	\$5.50	Sem Hr.	General		\$132.00	\$165.00
	\$5.00	Sem Hr.	Technology		\$120.00	\$150.00
	\$0.25	Sem Hr. (F/T)	Noel Levitz/Learning Styles Analysis		\$6.00	\$7.50
				\$350.00	\$421.00	
Northwest Iowa	\$3.00	Sem Hr.	Student Fee		\$72.00	\$90.00
	\$11.00	Sem Hr.	Program Fee		\$264.00	\$330.00
	\$5.00	Sem Hr.	Technology Fee		\$120.00	\$150.00
					\$456.00	\$570.00
Iowa Central	\$10.00	Sem Hr.	Student Fee		\$240.00	\$300.00
Iowa Valley	\$16.00	Sem Hr.	Materials & Registration		\$384.00	\$480.00
	\$6.00	Sem Hr.	Activity (Marshalltown CC)	No Cap	\$144.00	\$180.00
	\$6.50	Sem Hr.	Activity (Ellsworth CC)	6 hrs or Greater	\$156.00	\$195.00
				Marshalltown CC Total	\$528.00	\$660.00
				Ellsworth CC Total	\$540.00	\$675.00
Hawkeye	\$4.00	Sem Hr.	Service		\$96.00	\$120.00
	\$4.50	Sem Hr.	Computer		\$108.00	\$135.00
	\$2.00	Sem Hr.	Activity		\$48.00	\$60.00
					\$252.00	\$315.00
Eastern Iowa	None					
Kirkwood	None					
Des Moines Area	None					
Western Iowa Tech	\$9.00	Credit Hr.	Technology		\$216.00	\$270.00
	\$6.00	Credit Hr.	Student Fee	26 Credits	\$144.00	\$180.00
					\$360.00	\$450.00
Iowa Western	\$10.00	Sem Hr.	Service		\$240.00	\$300.00
Southwestern	\$9.00	Sem Hr.	Service/Technology		\$216.00	\$270.00
	\$3.00	Sem Hr.	Activity		\$72.00	\$90.00
					\$288.00	\$360.00
Indian Hills	None					
Southeastern	None					

Source: 2004-2005 Academic Year, Iowa Community Colleges, Tuition and Fees Report, Issued August 2004, Revised November 2004; Electronic 2005-2006 tuition survey data submitted by Iowa Community Colleges and compiled by the Iowa Department of Education.

Note: This is not an all inclusive listing of fees charged by the individual community colleges. The fees listed above include all fees charged to each student. Other fees such as lab fees or special class fees may be charged by the individual community college.

**Table F
Iowa Community Colleges**

**Other Fees
2005-2006 Academic Year**

Community College	Transcripts, Each	Room	Apartment	Board	Application	Graduation
Northeast Iowa	\$5.00 After 5th					
North Iowa Area	\$0.00	\$1,960 \$1,960	\$2,260 \$2,260	Included /Sem (1) Included /Sem (2)		
Iowa Lakes	\$0.00	\$2,060		Included /Sem (2)		
Northwest Iowa	\$5.00	\$1,050			\$10.00	\$35.00
Iowa Central	\$5.00 After 3rd	\$2,200.00		Included /Sem (7)		\$25.00
Iowa Valley	\$4.00	MCC ECC	\$1,275	\$1,700 /Sem \$1,700 /Sem	\$830/\$790/\$769	/Sem (3)
Hawkeye	None					
Eastern Iowa	None					
Kirkwood	None					
Des Moines Area	None Overnight \$5.00 On Demand \$5.00 Fax					
Western Iowa Tech	\$4.00		\$ 1,327.50 2 Tenant/Sem \$ 1,057.50 4 Tenant/Sem			\$20.00
Iowa Western	None	\$ 2,125.00 \$ 2,175.00		Included Included		/Sem (5) /Sem (6)
			\$ 1,230.00 New Suites \$ 2,695.00	Included		/Sem(5)
Southwestern	\$5.00 After 2nd	\$1,850		Included /Sem(8)		
Indian Hills		\$600/ Term	\$700/Term	Various Plans		/Term
Southeastern		\$900 (9) \$700 (10)	\$1,100.00	\$820.00 /Sem (4) \$950.00 /Sem (2)		

Source: 2004-2005 Academic Year, Iowa Community Colleges, Tuition and Fees Report, Issued August 2004, Revised November 2004; Electronic 2005-2006 tuition survey data submitted by Iowa Community Colleges and compiled by the Iowa Department of Education.

- (1) Nineteen meals per week.
- (2) Fifteen meals per week.
- (3) 19, 15, or 10 meals per week.
- (4) Ten meals per week.
- (5) Twelve meal flex plan per week, cable TV, local phone access, and high speed internet access.
- (6) Seventeen meals per week, cable TV, local phone access, and high speed internet access.
- (7) Nineteen meals per week, cable TV, local phone access, and high speed internet access.
- (8) Fifteen meals per week, includes computer for each dorm room with high speed internet access and membership to YMCA.
- (9) Single Occupancy
- (10) Double Occupancy

Note: Other types of special fees may be charged at individual colleges. Some examples include:

Late Registration	Special Courses
Testing	Insurance
Loan Processing	Materials
Distance Learning	TV Class
Add/Drop	Off Campus
Reinstatement	Correspondence
Deferred Payment	
Vocational Program Deposit	
Registration, one time for 1st registration	

Table G
Iowa Community Colleges

Source of Revenues
1980-2004

Fiscal Year	Tuition and Fees	Local	State	Federal	Other Income	Total Revenue
1980	20,770,856	10,292,235	42,168,500	9,499,673	2,442,607	85,173,871
1981	25,378,916	10,996,524	45,926,991	11,186,726	2,530,891	96,020,048
1982	29,551,450	11,894,036	48,828,338	10,660,780	2,783,449	103,718,053
1983	32,964,482	12,555,326	54,943,365	7,920,067	4,069,473	112,452,713
1984	35,635,911	13,251,604	54,905,514	9,020,315	6,106,408	118,919,752
1985	39,081,844	13,509,424	57,304,653	7,763,792	5,606,917	123,266,630
1986	41,874,013	14,341,590	57,318,691	7,238,891	6,682,867	127,456,052
1987	44,234,418	15,238,260	59,364,009	7,842,465	7,743,795	134,422,947
1988	46,320,889	15,494,622	74,298,897	8,731,043	6,879,925	151,725,376
1989	52,939,398	14,842,017	81,145,557	8,444,365	8,574,540	165,945,877
1990	59,083,307	14,795,294	87,986,508	9,647,666	8,630,027	180,142,802
1991	64,611,612	14,628,725	99,007,776	10,013,803	7,374,254	195,636,170
1992	71,468,172	15,363,740	103,957,683	10,128,910	7,267,997	208,186,502
1993	80,328,838	14,809,399	105,999,720	9,619,520	7,856,403	218,613,880
1994	84,320,603	14,983,318	111,520,721	9,052,982	9,090,428	228,968,052
1995	88,787,614	15,411,635	115,470,717	9,724,727	11,074,989	240,469,682
1996	94,510,410	16,295,106	120,871,270	9,390,517	11,161,382	252,228,685
1997	101,810,818	16,021,489	126,006,271	8,695,009	12,851,532	265,385,119
1998	110,149,417	16,613,665	130,852,051	8,988,029	15,244,492	281,847,654
1999	115,529,785	17,468,287	135,366,156	9,504,535	18,594,675	296,463,438
2000	120,842,833	18,185,022	141,577,403	10,599,091	20,713,200	311,917,549
2001	126,492,784	18,974,313	147,577,403	11,019,583	20,255,115	324,319,198
2002	143,925,326	19,633,548	137,585,680	11,533,176	18,811,715	331,489,445
2003	157,901,666	20,212,798	138,585,680	12,217,820	20,250,870	349,168,834
2004	173,303,945	20,572,952	136,890,098	12,849,913	30,614,196	374,231,104
2005	192,008,125	19,973,009	139,779,246	12,396,138	25,574,079	389,730,597

Source: 1980 through 2004 data taken from the 2004-2005 Academic Year, Iowa Community Colleges, Tuition and Fees Report, Issued August 2004, Revised November 2004 (Source: AS-15E's, Fund 1); Annual Report, Fiscal Year 2004-2005 (AS-15E), Unrestricted General Fund, Fund 1.